

EASTERN^{EIU} ILLINOIS

LEGION OF BLUE

//////////////////// WWW.EIUPANTHERS.COM //////////////////////



INSPIRING EXCELLENCE
SINCE 1948





#EIUBleedBlue



EIUPanthers



@EIU_Panthers



eiupanternation

QUICK FACTS

Name of School..... Eastern Illinois University
 City/Zip Charleston, IL 61920
 Founded / Enrollment 1895 / 7,876
 Nickname..... Panthers
 School Colors Blue, Grey and White
 Stadium (Capacity) O'Brien Field (10,000)
 Surface Matrix Turf
 Affiliation / Conference NCAA FCS / Ohio Valley
 President Dr. David Glassman (Minnesota, 1976)
 Faculty Representative..... Dr. Jim Davis
 Athletics Director Tom Michael (Illinois, 1993)
 Athletics Department Phone..... (217) 581-2319

FOOTBALL HISTORY

First Year of Football..... 1899
 All-Time Playoff-Record (FCS) 4-16
 Years In Post Season 16
 Last Post Season Appearance 2015
 Result L 17-53 at Northern Iowa (1st Rd)
 All-Time Record..... 503-512-43

MEDIA RELATIONS

Associate AD/Media&PR Rich Moser
 Email..... rmoser@eiu.edu
 Office Phone / Cell.... (217) 581-7480 / (217) 508-8317
 SID Fax..... (217) 581-7001
 Press Box Phone..... (217) 581-7770

Athletics Website www.EIUPanthers.com
 Facebook..... EIUPanthers
 Twitter..... @EIU_Panthers
 Instagram..... eiupanternation

COACHING STAFF

Head Coach..... Kim Dameron (Arkansas, 1983)
 Record at School (Yrs) 12-12 (2)
 Overall Record (Yrs)..... Same
 OVC Record (Yrs) 12-4 (2)
 Football Office Phone..... (217) 581-5031


Assistant HC / Offensive Coordinator..... Greg Stevens
 Defensive Coordinator..... Michael Hodges
 Special Teams Coach..... Tony Gilbert
 co-Def. Coordinator / Def. Line.... DaMarcus Covington
 Wide Receivers Greg Peterson
 Tight Ends Micah Smith
 Running Backs Tyler Stevens
 Offensive Line..... Mike Simmonds
 Linebackers Keith Scott
 FB Operations Lucas Stortzum

TEAM INFORMATION

Overall Record..... 7-5
 Conference Record/Finish 7-1 (2nd)
 Final Ranking..... 23 Coaches / 25 FCS Media
 Basic Offense Spread
 Basic Defense Multiple
 Letterwinners Returning/Lost..... 41 / 20
 Starters Returning/Lost..... 16 / 10


2016 SCHEDULE

Sept. 1..... **WESTERN ILLINOIS**
 Sept. 10 at Miami (Ohio)
 Sept. 17 at Illinois State
 Sept. 24..... • **AUSTIN PEAY**
 Oct. 1 • at Southeast Missouri
 Oct. 8..... • **TENNESSEE STATE**
 Oct. 15 • at Tennessee Tech
 Oct. 22..... • **MURRAY STATE (HC)**
 Oct. 29 • at Jacksonville State
 Nov. 5..... • **UT MARTIN**
 Nov. 19 • at Eastern Kentucky
 Nov. 26 FCS Playoffs
 • OVC Games




Schools With Multiple Payton Award Winners

Villanova	3
Eastern Washington	3
Eastern Illinois.....	2
Appalachian State	2
Colgate	2
Georgia Southern	2
New Hampshire	2
Idaho.....	2



2013 Walter Payton Award Voting

#	Name	School	1st	Total
1.	Jimmy Garoppolo	Eastern Illinois	74	576
2.	Vernon Adams	Eastern Washington	30	446
3.	Terrance West	Towson	22	370
4.	Brock Jensen	North Dakota State	8	149
5.	Michael Nebrich	Fordham	3	106
6.	Zach Zenner	South Dakota State	2	86
7.	Erik Lora	Eastern Illinois	0	85



2002 Walter Payton Award Voting

#	Name	School	1st	Total
1.	Tony Romo	Eastern Illinois	24	268
2.	Brett Gordon	Villanova	18	245
3.	Bruce Eugene	Grambling State	21	234

PROGRAM SUCCESS



OHIO VALLEY CONFERENCE CHAMPIONSHIPS SINCE 2000 (By School)

School.....	# Titles (Last)
EASTERN ILLINOIS	7 (2013)
Jacksonville State	5 (2015)
Eastern Kentucky	3 (2011)
Tennessee Tech.....	1 (2011)
Southeast Missouri	1 (2010)
UT Martin.....	1 (2006)
Murray State	1 (2002)
Western Kentucky	1 (2000)

NCAA FCS PLAYOFF APPEARANCES SINCE 2000 (By School)

School.....	# Appearances (Last)
Montana.....	14 (2015)
New Hampshire	12 (2015)
Appalachian State *	11 (2012)
EASTERN ILLINOIS	10 (2015)
McNeese State	9 (2015)
Georgia Southern *	8 (2012)

* moved to the FBS level in 2013

OVC - FCS PLAYOFF APPEARANCES SINCE 1996 (By School)

School.....	# Appearances
EASTERN ILLINOIS	11
Eastern Kentucky	5
Jacksonville State.....	5
Tennessee State.....	3
Murray State	2
UT Martin.....	1
Southeast Missouri.....	1
Tennessee Tech.....	1
Western Kentucky	1

EIU FOOTBALL IN THE HEART OF IT ALL

EIU FOOTBALL MOST POST-SEASON APPEARANCES SINCE 1981

16	... Eastern Illinois
15	... Illinois
10	... Western Illinois
9	... Northern Illinois
9	... Northwestern
7	... Southern Illinois
6	... Illinois State



Eastern Illinois football has appeared on regional or national television more than 65 times since the 2005 season... In 2013 EIU was featured on the ESPN program All-Access, the only FCS program in the nation to be covered. In addition to team appearances, the Panthers received additional television coverage following quarterback Jimmy Garoppolo's Path to the NFL Draft which included an appearance on Gruden's Quarterback Camp.

This year EIU will once again play on regional and national television with games slated for ESPN3, Comcast Sports Net Chicago and regionally on WEIU.





THIS IS EIU FOOTBALL

16 FCS PLAYOFF APPEARANCES





EIU WINS VS. FBS SCHOOLS

Aug. 31, 2013at San Diego State W 40-19
Sept. 25, 2004at Eastern Michigan W 31-28
Sept. 19, 1998at Northern Illinois W 28-20
Aug. 29, 1996at Western Michigan W 28-20
Oct. 14, 1989at Akron W 27-17

TOP CROWDS TO WATCH EIU

1.....Oct. 10, 2009 at Penn State 104,488
2.....Sept. 4, 2010 at Iowa 70,585
3.....Sept. 6, 2008 at Illinois 60,131
4.....Sept. 10, 2005 at BYU 52,630
5.....Sept. 8, 2007 at Purdue 52,504
6.....Sept. 13, 2003 at Missouri 49,440
7.....Sept. 14, 2002 at Kansas State 45,642
8.....Sept. 2, 2006 at Illinois 45,555
9.....Aug. 28, 2014 at Minnesota 44,344
10.....Aug. 31, 2013 at San Diego State 42,978

TOP HOME EIU SEASON AVERAGES

Year Total Fans (Games) Avg.

1.....198254,576 (6)9,096
2.....197959,000 (7)8,430
3.....198849,937 (6)8,323
4.....201356,065 (7)8,012
5.....198663,562 (8)7,945





KIM DAMERON

(Arkansas, 1983) -- 3rd Season (Career Record 12-12, 12-4 OVC)

Kim Dameron was hired as the 24th head coach in program history and the fifth in the NCAA Division I era in January of 2014.

Dameron returned the Panthers to the FCS playoffs in 2015 as EIU won seven of their last eight regular season games to finish with a 7-4 regular season record. EIU lost in the opening round of the FCS playoffs at Northern Iowa. The Panthers were ranked No. 23 in the final FCS Coaches poll after making their 16th all-time FCS playoff appearance. During the season Dameron's team produced six All-OVC players including co-Defensive Player of the Year Dino Fanti. Dameron would have his first player from Eastern Illinois drafted in May of 2016 when linebacker Kamu Grugier-Hill became a sixth round selection of the New England Patriots.

In his first season Dameron coached the Panthers to a 5-7 record including 5-3 in the Ohio Valley Conference as the Panthers were in the championship race until the final weeks of the season. Dameron's first career victory came on Sept. 20 against Austin Peay as the Panthers won 63-7. In the game EIU tied a school record for rushing yards with 413. The team featured three All-American selections including first team offensive lineman Collin Seibert and freshman All-American kicker Nick Bruno. Dameron's squad had five first team All-OVC selections and five second team All-OVC honorees. The team was among the best on both sides of the ball in the OVC ranking second in total offense (11th nationally) and third in total defense.

Dameron spent the 2013 season as the defensive coordinator at Louisiana Tech where he directed a much improved defensive unit. The Bulldogs finished ranked 69th in the nation in total defense under Dameron's direction after being ranked 120th the previous season. Dameron's defense was the fourth most-improved squad in the FBS last season.

An experienced defensive coach with more than 15 years as a defensive coordinator Dameron will take over an Eastern Illinois program that advanced to the FCS playoff quarterfinals last season. It will be Dameron's second stint in Charleston as he previously worked as the defensive coordinator at EIU in 2000 as a member of head coach Bob Spoo's staff. During that 2000 season, Dameron helped transform the Panthers defense as they rebounded from a 2-10 season in 1999 to 8-4 and Ohio Valley Conference Champions in 2000.

Dameron spent three seasons as the safeties coach at Ole Miss as the team appeared in two Cotton Bowls. Two of his players were selected in the NFL draft as his pass defense unit ranked 11th in the NCAA in pass efficiency defense and 15th in pass defense.

Prior to his stint at Ole Miss, Dameron was the defensive coordinator at Louisiana-Monroe as the program became bowl eligible at the FBS level for the first time in 2007 while also picking up a win over Alabama. The ULM defense led the Sun Belt Conference in fewest points allowed and ranking third nationally in turnovers gained.

Dameron has previous stops as the defensive coordinator at Stephen F. Austin and as the secondary coach at Cincinnati and UNLV. He spent the 1999 season as the secondary coach in the Canadian Football League with the Toronto Argonauts.

He has previous FCS coaching experience on the staffs of Murray State and Missouri State where he helped coach both teams to FCS playoff appearances.

Dameron began his coaching career as a graduate assistant under Lou Holtz at Arkansas, his alma mater, after earning his degree. He was a four-year player for the Razorbacks from 1979-82 at wide receiver and defensive back. As a Razorback he participated in

THE COACH DAMERON FILE

EDUCATION

University of Arkansas.....Bachelor's, 1983

PLAYING CAREER

Arkansas •4-year player (1979-82)

COACHING CAREER

Jan. 10, 2014-present...**Eastern Illinois University**

Head Coach

2013**Louisiana Tech** (Def. Coordinator)

2012**Cornell** (Def. Coordinator)

2011**Cornell** (Assistant)

2008-10**Mississippi** (Assistant)

2005-07**Louisiana Monroe** (Def. Coordinator)

2001-04**Stephen F. Austin** (Def. Coordinator)

2000**Eastern Illinois** (Def. Coordinator)

1999**Toronto - CFL** (Assistant)

1998**Cincinnati** (Def. Coordinator)

1996-97**Cincinnati** (Assistant)

1993-95**Murray State** (Def. Coordinator)

1992**UNLV** (Assistant)

1986-91**Missouri State** (Assistant)

1983**Arkansas** (Graduate Assistant)

PLAYOFFS & BOWL GAMES AS A COACH

2016 - FCS Playoffs (Eastern Illinois) - HC

2009 - Cotton Bowl (Mississippi)

2008 - Cotton Bowl (Mississippi)

2000 - FCS Playoffs (Eastern Illinois)

1997 - Humanitarian Bowl (Cincinnati)

1995 - FCS Playoffs (Murray State)

1990 - FCS Playoffs (Missouri State)

1989 - FCS Playoffs (Missouri State)

1982 - Bluebonnet Bowl (Arkansas)

1981 - Gator Bowl (Arkansas)

1980 - Hall of Fame Classic (Arkansas)

1979 - Sugar Bowl (Arkansas)

four bowl games including the 1979 Sugar Bowl.

Dameron and his wife Debbie, have one daughter Krystle. Krystle and her husband Mike, gave birth to daughter Emma the day prior to Dameron coaching his first collegiate game as a head coach on August 28, 2014 at Minnesota.





GREG STEVENS

Assistant Head Coach
Offensive Coordinator & Quarterbacks
Alma Mater: Eastern Oregon, 1992
Years at EIU: 3rd year

Greg Stevens is in his third second season on head coach Kim Dameron's Eastern Illinois staff. Stevens is the Panthers assistant head coach serving as the offensive coordinator and quarterbacks coach.

Stevens made an immediate impact on the EIU offense but as dynamic as his offensive statistics may have been, the personal victory for Stevens was even more impressive. Stevens was a finalist for the Rare Disease Champion Award presented by Uplifting Athletes. During the season Stevens battled non-Hodgkin's large B-cell lymphoma after being diagnosed with the condition in June of 2014. He underwent chemotherapy treatments that lasted until early October, but during the process Stevens never missed a practice or a game. During the offseason he underwent a bone marrow transplant. Stevens was also a finalist for the Giant Steps Award.

Stevens and the EIU offense overcame many obstacles during his second season as the Panthers needed a couple of games to find their rhythm. The start of the offense clicking came in an overtime loss to No. 5 Illinois State. The following week EIU beat Austin Peay 40-16 as the Panthers won seven of eight OVC games. The offensive line came together finishing the year a streak of 636 consecutive snaps without allowing a quarterback sack. Devin Church earned All-OVC second team honors leading the Panthers in both rushing and pass receptions. The Panthers were once again balanced on offense with only seven yards separating their average of rushing and passing yards per game.

In his first season at EIU, Stevens brought a high powered, balanced offensive attack that finished the season ranked 13th in the FCS in total offense at 480.1 yards per game. EIU was ranked 11th in the country in rushing offense (236.3 ypg) and 38th in scoring offense at 31.3 points per game. The offense compiled more than 600 yards of total offense in two games and tied the school record for rushing yards in a game with 413 against Austin Peay. EIU finished the season with the second highest number of yards for total offense (5,761) in school history. Individually, Stevens coached an offensive unit that featured two All-Americans and six All-OVC selections. Quarterback Jalen Whitlow was named a second team All-OVC performer after setting the school record for rushing yards by a quarterback in a game, rushing yards by a quarterback in a season and consecutive passes thrown without an interception.

Prior to coming to EIU Stevens worked two seasons as the offensive coordinator at Southeastern Louisiana for head coach Ron Roberts. This past season his offensive unit ranked 10th in the nation in total offense averaging 483.3 yards per game as the Lions advanced to the FCS playoff quarterfinal round. SELA's offense ranked 12th in the nation in scoring at 38.4 points per game and was in the top 30 in both rushing and passing offense. The Lions 42 rushing touchdowns were third most in the FCS.

In his first season at Southeastern Louisiana, Stevens helped in the development of quarterback Nathan Stanley who earned post-season berths in the East-West Shrine Game and Casino del Sol Collegiate All-Star Classic.

Stevens came to SELA as part of Ron Roberts staff after a successful two-year run at NCAA Division II member Delta State. During the two seasons the Statesmen advanced to the NCAA Division II playoff semifinals one season and lost in the NCAA Division II National

Championship game the other season.

Stevens Delta State offenses ranked 12th in the NCAA in both seasons as he mentored Micah Davis as the quarterback placed third in the Harlon Hill Trophy voting – the Division II equivalent of the Heisman Trophy. During his tenure at DSU, Stevens squads set several school records including passing for 4,166 yards as 16 different receivers caught passes during that season. He helped coach three-time All-American Trevar Deed as Deed became the first player in Gulf South Conference history to finish his career with 2,000 yards rushing and 2,000 yards receiving.

From 2005-08, Stevens worked as the wide receivers coach at Utah State working with the school's career leading receiver All-American Kevin Robinson.

Stevens began his association with Coach Kim Dameron while serving as the offensive coordinator at Stephen F. Austin from 2002-04. While at SFA his offensive unit led the Southland Conference in passing two seasons and ranked 36th in the nation in 2004.

Stevens worked three seasons as the offensive coordinator at NCAA Division II Arkansas Monticello helping the school set 30 offensive records and rank in the top five in the nation in total offense.

He has additional coaching stops at Mesa State (1992-94), Eastern Arizona (1995-97) and Snow (Utah) Junior College (1998).

Stevens played quarterback at Snow Junior College concluding his career at Eastern Oregon. He is a 1992 graduate of Eastern Oregon.

Stevens and his wife Amy have three children – Tyler, Ryan and Hannah.



EDUCATION

Eastern Oregon Bachelor's, 1992

PLAYING CAREER

Snow Junior College
Eastern Oregon University

COACHING CAREER

2014-present Eastern Illinois
2012-13 Southeastern Louisiana
2009-11 Delta State
2005-08 Utah State
2002-04 Stephen F. Austin
1999-01 Arkansas Monticello
1998 Snow Junior College
1995-97 Eastern Arizona
1992-94 Mesa State

**MICHAEL HODGES**

Defensive Coordinator
Safeties Coach
Alma Mater: Texas A&M, 2010
Years at EIU: 3rd year

Michael Hodges is in his third season as an assistant coach at Eastern Illinois on head coach Kim Dameron's staff. Hodges coaches the EIU linebackers. Following the departure of Kane Wommack to South Alabama in 2016, Hodges was elevated to

co-Defensive Coordinator.

In 2015 Hodges helped coach a defensive unit that was among the best in the nation in turnovers gained with 31 (19 INTS, 12 FR). He coached first team All-OVC linebacker Kamu Grugier-Hill who was selected in the sixth round of the NFL Draft by the New England Patriots. As a unit the linebackers registered 253 tackles from the starting group with 36.5 tackles for loss and 12 sacks.

In his first season at EIU Hodges coached All-OVC linebackers Kamu Grugier-Hill and Robert Haynes. Grugier-Hill earned first team All-OVC honors while Haynes was a second team selection. The linebacker group held the top three spots on the EIU tackles chart finishing the season with 252 tackles among the three starters. As a unit the linebackers registered 30.5 tackles for loss and 5.5 sacks.

Hodges came to Eastern Illinois after serving two seasons as a defensive graduate assistant coach at Fresno State. While with the Bulldogs program he coached the inside linebackers, assisted with film breakdown, scouting and game preparation. Hodges was a member of the Fresno State staff as the team advanced to the Hawai'i Bowl in 2012 and Las Vegas Bowl in 2013.

He played linebacker at Texas A&M where he earned second team All-Big 12 honors as a senior. Hodges led the Aggies in tackles despite being injured in the bowl game against LSU. He twice earned Big 12 Defensive Player of the Week honors with 14 tackles against Nebraska and 19 against Oklahoma.

Hodges began his career at Texas A&M as a walk on, working his way up to honorable mention All-Big 12 honors as a junior. He was a two-time Academic All-Big 12 selection and was named a first team Academic All-American in 2010.

He graduated from Texas A&M in 2010 and earned his master's from Texas A&M in 2011. He was presented with the 2010 Heart Award, which is the highest honor for a Texas A&M senior football player.

He and his wife Ashley were married in the summer of 2013.

**EDUCATION**

Texas A&M.....Bachelor's, 2010
Texas A&M.....Master's, 2011

PLAYING CAREER

Texas A&M

COACHING CAREER

2014-present.....Eastern Illinois
2012-13.....Fresno State



DaMARCUS COVINGTON

co-Defensive Coordinator
Defensive Line
Alma Mater: Samford, 2011
Years at EIU: 1st year

DeMarcus Covington joined the Eastern Illinois football staff following one season at Ohio Valley Conference member UT Martin. Covington will serve as the co-Defensive Coordinator in addition to coaching the Panthers defensive line.

Last season Covington coached second team All-OVC selection Damani Taylor as the Skyhawks went 7-4 overall, 6-2 in the OVC. Taylor finished sixth in the league in sacks as the defensive line unit had three of UT Martin's top three tacklers.

Prior to his time at UTM, Covington spent two seasons as a defensive graduate assistant at Ole Miss under head coach Hugh Freeze. In 2014 he helped coach the Rebels to a No. 9 ranking in the College Football Playoff poll. The Rebels spent ten weeks in the top ten in the national polls knocking off No. 1 Alabama, No. 14 Texas A&M and No. 4 Mississippi State. The team capped the year with an appearance in the Chick-fil-A Peach Bowl.

In his first season Ole Miss posted an 8-5 record including a win over No. 8 LSU and a victory over Georgia Tech in the Music City Bowl.

As part of the nation's No. 1 scoring defense (16 points per game allowed) in 2014, Covington helped oversee the progression of Marquis Haynes, Robert Nkemdiche and Carlos Thompson. Haynes was a Freshman All-American setting an Ole Miss freshman record with 7.5 sacks. Nkemdiche also earned Freshman All-American honors under Covington in 2013 before earning All-American honors in 2014 with 35 tackles and two sacks. Thompson played in the College Gridiron Showcase to end his collegiate career.

Covington came to Ole Miss from UAB where he spent the 2012 season as a defensive graduate assistant working with both linebackers and defensive line.

Covington played at Samford University under former Heisman Trophy winner Pat Sullivan. As a three-year starter at wide receiver he hauled in 62 catches for 586 yards and two touchdowns from 2007-10. Off the field Covington created Next Level in 2012, a non-profit football camp that serves as an outlet to the youth of his home town of Birmingham for a full day of football-related drills and activities.

He graduated from Samford in the fall of 2011 and has master's degree work complete at both UAB and Ole Miss. Covington is married to NaTasha Covington.

EDUCATION

Samford.....Bachelors, 2011

PLAYING CAREER

Samford

COACHING CAREER

2016-present Eastern Illinois

2015 UT Martin

2013-14 Ole Miss

2012 UAB

**TONY GILBERT**

Special Teams / Corner Backs
Alma Mater: Missouri State, 1989
Years at EIU: 3rd year

Tony Gilbert is in his third season as an assistant coach at Eastern Illinois on head coach Kim Dameron's staff. Gilbert serves as the Panthers special teams coordinator and cornerbacks coach. Gilbert reunited with Coach Dameron after playing at Missouri State the late 1980's when Dameron was a member of the Bears coaching staff.

In 2015 Gilbert helped coach the Panthers back to the FCS playoffs as he was on a defensive staff than ranked third in the FCS in turnovers gained with 31. Gilbert mentored two of the top pass coverage corners in the OVC with Dylan Chatman earning second team All-OVC honors with four interceptions and seven pass break-ups. On the other side Antoine Johnson led the team with 12 pass break-ups ranking in the top ten in the conference. On special teams EIU averaged 19.8 yards per return with one touchdown by Tray Mitchell. The Panthers allowed opponents to only return the ball 17.6 yards per kick.

In his first season at EIU Gilbert coached freshman All-American kicker Nick Bruno as he earned All-OVC Newcomer team honors. Bruno was 14-of-16 on field goals ranking 10th in the FCS in field goal percentage. Bruno also knocked home 44-of-45 point-after-attempts (PATs). In the secondary his unit recorded three interceptions with another 24 pass break-ups. Cornerback Antonie Johnson had a team-high pass break-ups and recorded a touchdown on special teams returning a blocked punt for a score.

Prior to coming to EIU Gilbert spent the 2013 season as the recruiting coordinator, special teams coordinator and secondary coach at NCAA Division II member Southern Arkansas. It was Gilbert's second stint at SAU after working as the defensive backs coach for the program from 1997-2000. Last season he helped coach two players to second team all conference honors.

In between his stints at Southern Arkansas, Gilbert spent 13 years as an assistant coach with stops at Louisiana-Monroe, Arkansas State and Central Arkansas.

During two seasons as Louisiana Monroe (2011-12), Gilbert helped coach a defensive unit that ranked first in the Sun Belt Conference in rushing and total defense. ULM also ranked in the NCAA top 25 in each of those categories.

He spent nine seasons as the defensive backs coach and recruiting coordinator at Arkansas State. While at ASU, Gilbert coached five players that signed NFL contracts and two additional players that signed with the Canadian Football League. Arkansas State had back-to-back years with their pass defense ranked in the top twenty in the FBS.

He served the 2001 and 2002 seasons as the assistant head coach at Central Arkansas. While at UCA Gilbert coached the wide receivers and helped the program rank in the top-10 nationally in passing and total offense. The Bears made their first-ever NCAA Division II playoff appearance in 2001 with Gilbert on the staff.

Gilbert was a four-year starter at Southwest Missouri State (now Missouri State) where he played running back. He graduated in 1989 and earned a master's from Missouri State in 1991. He signed a free agent contract with the New York Giants in the summer of 1991.

He began his coaching career as a graduate assistant at Missouri State helping coach running backs and special teams.

Gilbert and his wife, the former Ms. Regina Kuykendall, have been married for 29 years. They have two children: daughter Jackie and son Tony Gilbert II.

**EDUCATION**

Missouri State.....Bachelor's, 1989
Missouri State.....Master's 1991

PLAYING CAREER

Missouri State
New York Giants

COACHING CAREER

2014-present Eastern Illinois
2013 Southern Arkansas
2011-12..... Louisiana Monroe
2003-10 Arkansas State
2001-02 Central Arkansas
1997-2000 Southern Arkansas
1992-96 Southeast Missouri
1990-91 Missouri State



GREG PETERSON

Wide Receivers Coach
Alma Mater: Nebraska Wesleyan, 1984
Years at EIU: 1st year

Greg Peterson brings a wealth of experience to the Eastern Illinois coaching staff as he was oversee the Panthers wide receiver corps.

Peterson is a veteran coach with more than 30 years of experience including three stops as an offensive coordinator at the FBS (Football Bowl Subdivision) level. He was most recently the offensive coordinator at Tulsa helping the program win the 2012 Conference USA Championship while appearing in two bowls games. Tulsa won the 2012 Independence Bowl and appeared in the 2011 Armed Forces Bowl. As the offensive coordinator, Peterson coached 18 all-conference players with two wide receivers later playing in the National Football League and Canadian Football League.

In 2010 he had a one year stop as the offensive coordinator at FCS member Northern Colorado. Peterson made an immediate impact during his one season directing the offense with five All-Conference players, the highest point total and most rushing yards in the school's FCS history.

He worked two seasons as the offensive coordinator at Colorado State from 2008-09 while also working with the wide receivers. He had two receivers later play in the NFL as the Rams were the 2008 New Mexico Bowl Champions.

Peterson coached two seasons at Washington State serving as the Cougars tight ends coach. He had three tight ends later play in the NFL with one representing WSU in the East-West Shrine Game.

His longest stint as a college coach was on Bill Synder's staff at Kansas State helping the Wildcats to a successful run in the Big 12 Conference from 1994-2005. The team appeared in ten bowls including two appearances in the Fiesta Bowl (1997 & 2004) and two appearances in the Cotton Bowl (1996 & 2001). While on the Wildcats staff Peterson served in a variety of roles including co-offensive coordinator, wide receiver coach, passing game coordinator and kickoff return coordinator. He recruited 20 players that would have NFL careers and coached 14 wide receivers that played in the NFL. A total of eight wide receivers earned All-American honors during his time at Kansas State. The Wildcats won the 2003 Big 12 Championship with Peterson on the staff and took home the Big 12 North Division crown in 1998, 1999, 2000 and 2003.

Peterson began his coaching career at Nebraska Wesleyan in 1984 as the wide receivers coach. After one year at York High School in Nebraska, he returned to Nebraska Wesleyan for the 1986 season. Peterson served the offensive coordinator, quarterback coach and wide receiver coach at Eastern Oregon from 1987-1991 where he coached current EIU offensive coordinator Greg Stevens. He then spent two years on the staff at Idaho coaching running backs and wide receivers. He helped the Vandals make two straight FCS playoff appearances with two wide receivers and one running back later playing in the NFL.

During his long career Peterson has coached 20 players that have gone on to play in the NFL and ten wide receivers that have been candidates for the prestigious Biletnikoff Award.

Peterson played football and basketball at Nebraska Wesleyan earning All-Conference in both sports. He was an All-American in football and played one season in the USFL for the Houston Gamblers. He has a bachelor's degree from Nebraska Wesleyan and a master's degree from Eastern Oregon.

EDUCATION

Nebraska Wesleyan Bachelor's, 1984
Eastern Oregon Master's, 1991

PLAYING CAREER

Nebraska Wesleyan
Houston Gamblers (USFL)

COACHING CAREER

2016-present Eastern Illinois
2011-14 Tulsa
2010 Northern Colorado
2008-09 Colorado State
2006-07 Washington State
1994-2005 Kansas State
1992-93 Idaho
1987-91 Eastern Oregon
1986 Nebraska Wesleyan
1985 York (Neb.) High School
1984 Nebraska Wesleyan

**KEITH SCOTT**

Linebackers

Alma Mater: Arkansas Pine Bluff, 2005

Years at EIU: 1st year

Keith Scott joins head coach Kim Dameron's Eastern Illinois staff for the 2016 season. Scott will coach the Panthers linebackers.

Scott comes to EIU after most recently serving as the defensive coordinator at NCAA Division II member Arkansas Monticello. During his time at UAM from 2011-15, Scott coached eight All-Great American Conference selections. During his first season the UAM defense ranked first in the conference in tackles for loss and 10th in the NCAA. The team ranked 29th in the NCAA in interceptions with 17 which led the league as they ranked second overall in turnovers gained with 26.

In 2010 he was the defensive backs coach at Central Arkansas as the Bears ranked first in the Southland Conference in passing defense, first in turnovers caused (30) and second in interceptions.

Prior to his time at Central Arkansas, Scott coached from 2007-09 at Mississippi Valley State serving as the defensive coordinator during the 2009 season. The team finished second in the Southwestern Athletic Conference in sacks with 30. The team allowed just 12 passing touchdowns all season as two players earned All-SWAC honors.

Scott began his college coaching career at another SWAC school serving as the graduate assistant defensive ends coach at Prairie View A&M from 2005-06.

Scott graduated from Arkansas Pine Bluff in 2005 and earned his master's degree from Prairie View A&M in 2006.

EDUCATION

Arkansas Pine Bluff Bachelor's, 2005
 Prairie View A&M Masters, 2006

PLAYING CAREER

Arkansas Pine Bluff

COACHING CAREER

2016-present Eastern Illinois
 2011-15 Arkansas Monticello
 2010 Central Arkansas
 2007-09 Mississippi Valley State
 2005-06 Prairie View A&M



MICAH SMITH

Tight Ends
Alma Mater: Chadron State, 2008
Years at EIU: 3rd year

Micah Smith coaches the tight ends on head coach Kim Dameron's staff coming to EIU in 2014.

In his first season at EIU Smith coached first team All-OVC tight end Jeff LePak as he had 30 catches for 321 yards. As a unit

the Panther tight ends had 40 pass receptions for 392 yard and one touchdown.

Last season (2015), Smith was part of the staff that helped return the Panthers to the FCS playoffs. The tight ends group accounted for 27 receptions, 414 yards and five touchdowns. Three of the longest touchdown receptions of the season were turned in by tight ends with Ben Odugbesan catching an 80-yard touchdown and Addison Bounds scoring from 65 yards out. Bounds led the Panthers with four touchdown receptions.

Smith came to EIU following a two-year assistant coaching stint at NCAA Division II Fort Lewis College in Colorado.

He spent the 2011 season as the running backs coach at Wabash College in Crawfordville, Ind., He helped coach the team to a 12-1 record as they advanced to the NCAA Division III playoff quarterfinal round after winning the North Coast Athletic Conference title., The Wabash College running game led the NCAC in both rushing yards and rushing touchdowns.

Prior to Wabash, Smith was a graduate assistant coach at Wayne State College (Neb.) during the 2009 and 2010 seasons., He helped coach wide receivers as three players earned all conference honors while Frederick Bruno earned AP Little All-American honors.

Smith played at Chadron State where he finished second in the NCAA Division II in punt returns in 2006 earning second team All-Rocky Mountain Athletic Conference honors.

He began his coaching career as a student assistant in 2007 working with the Chadron State wide receivers., He was the passing game coordinator at Chadron High School in 2008 working with record setting quarterback John McLain as the team posted a 11-1 record advancing to the Nebraska state semifinals.

Smith graduated from Chadron State in 2008 and earned a master's degree from Wayne State in 2011. He and his wife Jadrienne were married in the summer of 2014.



EDUCATION

Chadron StateBachelor's, 2008
Wayne StateMaster's, 2011

PLAYING CAREER

Chadron State

COACHING CAREER

2014-present Eastern Illinois
2012-13Fort Lewis College
2011 Wabash College
2009-10 Wayne State (Neb.)

**MIKE SIMMONDS**

Offensive Line
Alma Mater: Indiana State,
Years at EIU: 1st year

Veteran coach and Illinois native Mike Simmonds will join Eastern Illinois head coach Kim Dameron's staff serving as the offensive line coach for the 2016 season. Simmonds is from Belleville, Ill., playing his prep football at Belleville West HS and his college football at Indiana State, followed by

a four-year career in the National Football League.

Simmonds coached at North Texas from 2011-2015 serving on the staff as the Mean Green program transitioned from the Sun Belt Conference to Conference USA. Employing a physical style of play at the offensive line position Simmonds group paved the way to three 2,000 yard rushing seasons in five years with the team falling just short of that mark in 2015 averaging 158.7 yards per game on the ground.

In 2014 the Mean Green ranked first in the nation in red zone offense with the team rushing for 21 touchdowns, the eighth most in program history. The team was anchored by one of the best lineman in school history with Cyril Lemon earning his fourth straight All-Conference honor on the offensive line. Lemon was the only player in the nation to start 49 straight games and earn four straight All-Conference honors.

In 2013 North Texas posted three 300-yard rushing games as Simmonds offensive line group had seven such games during his time on the staff. The 2013 team finished the year with 2,349 yards the eighth most in school history as they posted a 9-4 record winning the Heart of Dallas Bowl over UNLV. That group was one of the best in nation in terms of protecting the quarterback as they finished seventh among FBS teams in fewest sacks allowed.

Over a two-year span North Texas twice ranked in the top-10 in the nation in fewest sacks allowed with 17 quarterback sacks during the 2012 and 2013 seasons. In 2012, North Texas played nine of its 12 games without allowing a sack. On the ground the offensive line helped three running backs finish with more than 500 yards on the ground for the first time in school history in 2012.

During his stint at North Texas Simmonds coached eight players to All-Conference honors with his group blocking for the school's all-time leading rusher Lance Dunbar. In 2011 the offensive line led the way for Dunbar's school record setting performance of 313 yards against Middle Tennessee.

Prior to joining the staff at North Texas, Simmonds coached one season at Indiana State helping the Sycamores post a 6-5 record for the program's first winning season since 1996. Prior to the six wins, ISU had won two games in the previous five seasons.

Simmonds was on the staff at South Florida from 2006-09. His first season in 2006 he worked as a graduate assistant coach before taking over offensive line duties in 2007. During his time with the USF program the Bulls led the Big East Conference in total offense in 2008 averaging 405.0 yards per game. The team was third in the conference in rushing offense at 165.4 yards per game. During his three seasons as a full-time coach USF was nationally ranked during each season climbing as high as No. 2 in the national polls during the 2007 season. All four years on the staff USF played in a Bowl Game with appearances in the PapaJohns.com Bowl, Sun Bowl, St. Petersburg Bowl and International Bowl. USF was 3-1 in bowl games with Simmonds on the staff with 34 overall wins.

A graduate of Indiana State, Simmonds started 46 games in his career earning I-AA All-American honors. He was a member of the Sycamores 1983 and 1984 FCS playoff teams. He was drafted by the Tampa Bay Buccaneers in the 10th round of the 1987 NFL Draft. Simmonds played four seasons in the NFL with Tampa Bay and San Diego. He started at offensive guard for Tampa Bay in 1989, part of an offense that earned NFC Offensive Players of the Week in a game against Chicago.

Following his professional career Simmonds was a successful high school coach in the Tampa area before joining the USF staff. He coached six years as an assistant at Hillsborough HS helping the team win 54 games. From 1998-2005 he was the head coach at Jefferson HS in Tampa posting a 75-29 overall record. He coached in FHSAA State Championship Games three times in 1996, 2002 and 2004.

Simmonds was inducted into the Indiana State Athletic Hall of Fame in 2007. He was named to both the Gateway Conference 20th Anniversary Team and Gateway Conference All-Decade Team (1980's).

He and his wife Jamie have three daughters – Amanda, Lauren and Emily.

EDUCATION

Indiana State Bachelor's

PLAYING CAREER

Indiana State
Tampa Bay Buccaneers
San Diego Chargers

COACHING CAREER

2016-present Eastern Illinois
2011-15 North Texas
2010 Indiana State
2006-09 South Florida
1998-2005 Jefferson (Fla.) HS
1991-97 Hillsborough (Fla.) HS



TYLER STEVENS

Running Backs

Alma Mater: Eastern Illinois

Years at EIU: 1st year

Tyler Stevens enters his first full season as a coach at Eastern Illinois under head coach Kim Dameron. Stevens will coach the running backs.

Stevens was a student-assistant coach for the Panthers offensive unit in 2014 and 2015 helping coach with his father, EIU offensive coordinator Greg Stevens. In that role Stevens helped with the break down of film and during games would help with offensive game signals.

Following the 2015 season Stevens joined the staff at Snow College in Utah helping coach the team during spring practice.

Stevens played football at Snow College and completed his bachelor's degree at Eastern Illinois.

EDUCATION

Eastern IllinoisBachelor's

PLAYING CAREER

Snow College

COACHING CAREER

2016-present Eastern Illinois

2016 (spring) Snow College

2014-15 Eastern Illinois

**LUCAS STORTZUM**

Director of Football Operations
Alma Mater: Eastern Illinois, 2010
Years at EIU: 3rd year

Lucas Stortzum begins his third year as the Panthers director of football operations.

Stortzum, a 2010 Eastern Illinois graduate, previously assisted the EIU football team serving as a graduate assistant for athletic operations for three years. In that role he helped organize team travel for football, oversaw game contracts and helped cover

home athletic events as a game day administrator.

**CLINT BAYS**

Coordinator of Equipment
Years at EIU: 9th year

Clint Bays enters his ninth season as the coordinator of equipment and stadium facilities for Eastern Illinois football. Bays is a certified athletic equipment manager through the AEMA. He holds both a bachelor's and masters degree from Eastern Illinois University.

He previously worked with the Illinois Department of Corrections and Transportation Security Administration. He was the assistant equipment manager at EIU in 2007.

Bays and his wife Kirsten have four boys - Andy, John, Jake and Nick.

**TY WEBB**

Football Strength Coach
Alma Mater: Louisiana College, 2010
Years at EIU: 2nd year

Ty Webb joined the Eastern Illinois athletic staff as the strength coach for Panther football in January 2015.

Webb joined the EIU staff following one year as an assistant strength coach at Louisiana Tech where he assisted with football and served as the main strength coach for baseball.

Webb earned his bachelor's degree from Louisiana College in 2010 where he was a four-year letter winner on the football team. He then served three years on the athletic staff in the strength department. Webb worked as both an assistant strength coach and assistant football coach for two years and the head strength coach and defensive line coach for one year.

Webb holds USAW certification and PES Certification. He is CPR certified and Praxis 1

**JASON HEIAR**

Football Athletic Trainer
Alma Mater: Iowa, 2000
Years at EIU: 3rd Year

Jason Heiar joined the Eastern Illinois staff as an assistant athletic trainer in August of 2014. Heiar serves as the trainer for the Panther football team.

Heiar came to EIU following ten years as an assistant athletic trainer at the United States Military Academy at West Point.

While at Army he worked as the trainer for cross country and track and field for the last five years. He worked as an assistant trainer with the football athletic staff during the 2007 and 2008 seasons and during spring football for 2009. During his time in those roles he wrote the emergency action plan for the Foley Indoor Practice Center while assisting in the modernization of the Gillis Field House Athletic Training Room. During his tenure at Army Heiar also assisted with athletic training coverage for baseball, men's lacrosse, men's soccer, gymnastics and fall softball.

Prior to joining the staff at Army, Heiar worked as a graduate assistant at Syracuse University from 2002-04 working with the football program during the 2003 season. He worked as a certified intern football athletic trainer from 2001-02 at Indiana University working with the Hoosier football team during the 2001 season.

Heiar earned his bachelor's degree from the University of Iowa in 2000 and his master's degree from Syracuse in 2004. He is a licensed and certified athletic trainer with American Red Cross Professional Rescuer CPR and AED Certified.

ADDITIONAL FOOTBALL SUPPORT STAFF

Head Strength Coach.....	Joe Neihaus
Head Athletic Trainer	Jim Nave
Football GA Athletic Trainer	Zach Hill
Football GA Athletic Trainer	Thomas Malone
Academic Support Services	Cindy Miller
Team Orthopedic Surgeon.....	Dr. Donald Sandercock
Team Physician	Dr. Todd Garner
Team Dentist.....	Dr. Phil Kepp
Team Chiropracter	Dr. Charles Schuester



WHEREVER.
WHENEVER.

THE OVC DIGITAL NETWORK
IS ALWAYS ON.

OVCDIGITALNETWORK.COM

WATCH EVERY
HOME OVC FOOTBALL GAME
FOR FREE.

#	NAME	POS	HT	WT	YR	EXP	HOMETOWN (HIGH SCHOOL/JC/LAST)
2	Cedric Julius	CB	5-10	175	SR	2	Rancho Cucamonga, Calif. (Rancho Cucamonga/San Bernardino Valley College)
2	Tyrin Stone-Davis	WR	6-3	200	GRAD	TR	Philadelphia, Pa. (Mastbaum Area/Univ. of Illinois)
3	Anthony Taylor	WR	6-0	187	R-SR	3	Wheaton, Ill. (Lombard Montini)
3	Cornelius Page	DB	6-1	175	R-FR	RS	Camden, Ark. (Camden Fairview)
4	Pono Choy	DB	5-10	182	R-SR	3	Kalihi, Haw. (Kamehameha)
4	Isaiah Nelson	WR	6-0	180	R-SR	1	West Palm Beach, Fla. (Jupiter Christian/LA Pierce College)
5	Iziah Guley	SAF	6-2	180	FR	HS	Camden, Ark. (Camden Fairview)
5	Brandon Neverdon	RB	5-8	170	R-SR	1	Baltimore, Md. (Calvert Hall/Univ. of Toledo)
6	Tray Mitchell	SAF	5-11	186	R-JR	2	Wentzville, Mo. (Holt)
6	Dennis Turner	WR	6-0	175	JR	TR	Ft. Lauderdale, Fla. (Dillard/Florida International Univ.)
7	Bradley Dewberry	SAF	6-0	196	JR	2	Stockbridge, Ga. (Eagles Landing)
8	Bud Martin	QB	6-0	214	R-SO	TR	Ft. Lauderdale, Fla. (Dillard/Florida International Univ.)
8	Mack Weaver	DE	6-5	255	R-JR	1	Collierville, Tenn. (Harding Academy/Vanderbilt Univ.)
9	Devin Church	RB	5-8	190	R-SR	1	Detroit, Mich. (Brother Rice/Univ. of Illinois)
9	Jermiah Rainey	DB	5-9	175	SR	1	Charlotte, NC (Myers Park/Contra Costa College)
11	Scotty Gilkey, Jr.	QB	6-4	225	FR	HS	Tulsa, Okla. (Edison)
12	DySaun Smith	DB	5-10	172	JR	2	Lake Cormorant, Miss. (Lake Cormorant)
13	Xzavier Shugars	DB	5-10	178	R-FR	RS	Chamblee, Ga. (Chamblee)
13	Mitch Kimble	QB	6-3	185	R-JR	SQ	Jerseyville, Ill. (Jerseyville/Syracuse Univ.)
14	Austin Green	QB	6-3	210	R-JR	2	Rochester, Ill. (Rochester)
15	Jared Pilon	QB	6-1	175	R-SO	SQ	Mattoon, Ill. (Mattoon)
16	Jeff Jones, Jr	DL	6-5	220	R-FR	RS	Fairview Heights, Ill. (O'Fallon Township)
19	Robbie Lofton	WR	6-3	181	FR	HS	Lexington, Ky. (Tates Creek)
20	Corey Patterson	RB	5-11	180	R-FR	RS	St. Louis, Mo. (Christian Brothers)
21	Mark Williams	DB	6-0	160	FR	HS	Ft. Lauderdale, Fla. (St. Thomas Aquinas)
22	Korliss Marshall	RB	6-0	205	R-JR	RS	Osceola, Ark. (Osceola/Univ. of Arkansas)
23	Tyree Stone-Davis	DB	6-3	200	GRAD	TR	Philadelphia, Pa. (Mastbaum Area/Western Michigan Univ.)
24	Darshon McCullough	RB	5-9	173	FR	HS	Chicago, Ill. (Marist)
25	Julian Hess	DB	6-2	175	FR	HS	Champaign, Ill. (Centennial)
26	Jordan Jackson	DB	6-0	165	FR	HS	Blytheville, Ark. (Blytheville)
27	Raymond Crittenden	SAF	6-1	185	FR	HS	Hallandale, Fla. (Hallandale)
28	Vincent Speller	SAF	6-1	195	R-JR	2	Chicago, Ill. (Chicago Mt. Carmel)
29	Elven Walker IV	CB	5-10	185	R-SR	3	Wheaton, Ill. (Glenbard South)
30	Nick Horne	LB	6-2	210	R-JR	1	Park Forest, Ill. (Rich East/Winona State Univ.)
31	Malcolm Miller	DB	6-1	205	R-JR	2	Park Forest, Ill. (Rich East/Winona State Univ.)
32	Javon Turner	WR	5-10	180	R-SO	TR	Downers Grove, Ill. (Downers Grove South/Penn State Univ.)
33	Christopher Anderson	RB	5-10	195	R-JR	TR	Hemet, Calif. (West Valley / Riverside CC)
34	Tony Elias	LB	6-2	205	R-FR	RS	Plano, Ill. (Plano)
35	Cole Hoover	TE	6-4	235	FR	HS	Charleston, Ill. (Charleston)
36	Jacob Ivey, Jr	WR	6-4	230	FR	HS	Memphis, Tenn. (Germantown)
37	Max Draper	QB	6-5	215	R-FR	RS	Streamwood, Ill. (Streamwood)
39	Chibuikwe Nwuda	DE	6-0	240	JR	TR	Upland, Calif. (La Verne Damian/San Bernardino Valley College)
40	Michael Hollingshed	DB	6-1	185	R-FR	RS	Bellwood, Ill. (Lombard Montini Catholic)
41	Robert Columbus	SAF	6-2	190	R-FR	RS	Kirkwood, Mo. (Kirkwood)
42	Antonio Crosby	LB	5-10	210	FR	HS	Chicago, Ill. (Simeon)
43	Nick Bruno	K/P	6-1	170	JR	2	Daytona Beach, Fla. (Mainland)
44	Josh Price	DL	6-0	235	SO	1	Marietta, Ga. (Hillgrove)
45	Joe Caputo	LB	6-2	210	R-FR	RS	Mount Prospect, Ill. (John Hersey)
46	Spenser Eversole	LB	6-2	220	FR	HS	Villa Grove, Ill. (Villa Grove)
47	Derrek Tiburzi	LB	5-11	195	R-SO	SQ	Gillespie, Ill. (Gillespie)
48	David Owens	DE	6-5	245	R-JR	TR	Baltimore, Md. (City/Ventura College)
49	Nathan Kelly	TE	6-4	205	R-FR	RS	Sherrard, Ill. (Sherrard)
50	Sean Williams	LB	6-2	225	FR	HS	Chicago, Ill. (Morgan Park)
51	Seth McDonald	LB	6-1	230	SR	3	Sandwich, Ill. (Sandwich)
52	Jaylon Winston	LB	6-2	220	SO	1	Bessemer, Ala. (Bessemer Academy)
53	Camden Meade	LB	6-1	220	R-FR	RS	West Chicago, Ill. (Wheaton Academy)
54	AJ Hantak	LS	6-4	242	R-JR	2	Fenton, Mo. (Rockwood Summit)
55	David Johnson	DE	6-1	250	R-JR	TR	Lithonia, Ga. (Lithonia/Univ. of South Carolina)

#	NAME	POS	HT	WT	YR	EXP	HOMETOWN (HIGH SCHOOL/JC)
56	Taylon Shepard	DT	6-0	281	R-SO	1	Brenham, Texas (Brenham)
57	Markell Jefferson	LB	6-1	230	FR	HS	Chicago, Ill. (Solorio Academy)
58	Alex Smith	DE	6-2	230	FR	HS	Pompano Beach, Fla. (Blanche Ely)
59	Jareem Fleming	LB	5-11	225	R-SO	1	Chicago, Ill. (Morgan Park/Northern Illinois Univ.)
60	Aaron Miller	OL	6-5	280	FR	HS	Honolulu, Haw. (St. Louis Prep)
62	Travis Buckwalter	OL	6-3	285	FR	HS	Freeport, Ill. (Freeport)
63	Nick Wilson	P	6-0	165	R-JR	0	Charleston, Ill. (Charleston)
64	LeJames Milton	OL	6-3	300	JR	TR	Phoenix, Ariz. (Goldwater/Glendale CC)
65	Aaron Sanders	DL	6-0	225	FR	HS	Chicago, Ill. (King)
66	Drew Walega	OL	6-6	275	FR	HS	Chicago, Ill. (St. Rita)
67	Austin Askin	OL	6-7	282	JR	2	Louisville, Ky. (Saint Xavier)
68	Luther Harris	OL	6-6	350	FR	HS	Oklahoma City, Okla. (Heritage Hall)
69	Cody Edwards	P	6-3	220	R-JR	1	High Ridge, Mo. (Rockwood Summit)
70	Louis Vailopa	OL	6-3	310	JR	2	Waianae, Haw. (Saint Louis Prep)
71	Jason Mitchell	OL	6-6	330	FR	HS	Indianapolis, Ind. (Warren Central)
72	Grant Branch IV	OL	6-4	282	SO	1	Bolingbrook, Ill. (Lombard Montini Catholic)
73	Evan Kanz	OL	6-5	310	R-SR	3	Luxemburg, Wis. (Luxemburg-Casco)
74	Aaron Callaway	OL	6-5	295	SO	1	St. Charles, Mo. (Francis Howell)
76	Austin O'Leary	OL	6-4	340	R-FR	RS	Champaign, Ill. (Centennial)
77	Josh Doyle	OL	6-4	301	R-SO	1	Lake Geneva, Wis. (Badger/Northern Illinois Univ.)
78	Kurtis Brummerstedt	OL	6-7	320	R-JR	1	Yorkville, Ill. (Yorkville)
79	Cal Ibanez	OL	6-4	320	R-SR	0	Miami, Fla. (Ferguson/Fullerton College)
80	Ben Odugbesan	TE	6-4	215	SR	1	Elmont, NY (Elmont Memorial/Nassau CC)
81	Aaron Gooch	WR	5-9	170	R-SO	1	Flossmoor, Ill. (Homewood-Flossmoor)
82	Paul Gossage	WR	6-3	175	SO	1	Mokena, Ill. (Lincoln-Way East)
83	Colby Barnes	WR	6-3	185	R-FR	RS	Lexington, Ky. (Henry Clay)
84	Andre Harris	WR	6-0	180	R-JR	TR	Kirkwood, Mo. (Kirkwood / Univ. of Iowa)
85	Nick Atoyebi	WR	6-0	170	R-SO	RS	Homewood, Ill. (Homewood-Flossmoor)
86	James Sheehan	WR	6-3	210	R-FR	RS	Flossmoor, Ill. (Homewood-Flossmoor)
87	Matt Christensen	WR	6-3	182	R-JR	1	Racine, Wis. (Wilmut Union)
88	Shawn Mitchell, Jr	WR	6-0	178	R-SR	TR	Matteson, Ill. (Rich Central / Southern Illinois Univ.)
89	Addison Bounds	WR	6-4	220	R-JR	2	Fairbury, Ill. (Prairie Central)
90	Khaliff Alao	DL	6-1	265	SO	TR	Chicago, Ill. (Brooks Prep / Lincoln (Mo.) Univ.)
91	Jarvis Williams	DL	6-1	245	R-SR	1	Greer, S.C. (Byrnes/Troy Univ.)
92	Inoke Tuai	DL	6-2	285	R-JR	TR	Oakland, Calif. (Skyline/Snow College)
94	Stephen Davis	DL	6-0	261	R-FR	RS	Chicago, Ill. (Thornridge)
96	Terrell Greer	DL	5-10	255	FR	HS	Chicago, Ill. (Mount Carmel)
98	Tayler Arterburn	DL	6-1	240	R-FR	RS	Cartersville, Mo. (Webb City)
99	Kylin Washington	DL	6-2	287	R-FR	RS	Fort Smith, Ark. (Northside)

(EIU Pronunciation Guide)

5 ...Brandon Neverdon nah-ver-done
 12 ...Dysaun Smith dah-shawn
 13 ...Xzavier Shugars X-ZAVIER
 29 ...Elven Walker L-vin
 34 ...Tony Elias ee-LY-us
 39 ...Chibuike Nwuda CHEEB-uh-kay WOO-duh
 40 ...Michael Hollingshed Hollin-shed
 46 ...Spenser Eversole EVER-sole (rhymes with never)
 47 ...Derrek Tiburzi Tih-BURR-zee
 56 ...Taylon Shepard TAY-lin
 59 ...Jareem Fleming jah-rheem
 66 ...Drew Walega wall-LEE-guh
 70 ...Louis Vailopa Vi-low-pah
 73 ...Evan Kanz rhymes with "Fans"

79 ...Cal Ibanez ih-BAWN-yezz
 80 ...Ben Odugbesan oh-duh-BESS-in
 81 ...Aaron Gooch goo-cha
 85 ...Nick Atoyebi uh-TOY-uh-bee
 90 ...Khaliff Alao kuh-LEEF Allow
 92 ...Inoke Tuai ih-NOKE-ay too-EYE
 94 ...Stephen Davis Steffen
 96 ...Terrell Greer Tuh-RELL

2016 EIU PANTHERS ALPHABETICAL ROSTER

#	PLAYER	POS
90	Khaliff Alao	DL
33	Christopher Anderson	RB
98	Taylor Arterburn	DL
67	Austin Askin	OL
85	Nick Atoyebi	WR
83	Colby Barnes	WR
72	Grant Branch IV	OL
89	Addison Bounds	TE
78	Kurtis Brummerstedt	OL
43	Nick Bruno	K/P
62	Travis Buckwalter	OL
74	Aaron Callaway	OL
45	Joe Caputo	LB
4	Pono Choy	DB
87	Matt Christensen	WR
9	Devin Church	RB
41	Robert Columbus	SAF
27	Raymond Crittenden	SAF
42	Antonio Crosby	LB
94	Stephen Davis	DL
7	Bradley Dewberry	SAF
77	Josh Doyle	OL
37	Max Draper	QB
69	Cody Edwards	P
34	Tony Elias	LB
46	Spenser Eversole	LB
59	Jareem Fleming	LB
11	Scotty Gilkey Jr	QB
81	Aaron Gooch	WR
82	Paul Gossage	WR
14	Austin Green	QB
96	Terrell Greer	DL
5	Iziah Gulley	SAF
54	AJ Hantak	LS
84	Andre Harris	WR
68	Luther Harris	OL
25	Julian Hess	DB
40	Michael Hollingshed	DB
35	Cole Hoover	TE
30	Nick Horne	LB
79	Cal Ibanez	OL
36	Jacob Ivey Jr	WR
26	Jordan Jackson	DB
57	Markell Jefferson	LB
55	David Johnson	DE
16	Jeff Jones	DL
2	Cedric Julius	DB
73	Evan Kanz	OL
49	Nathan Kelly	TE
13	Mitch Kimble	QB
19	Robbie Lofton	WR
22	Korliss Marshall	RB
8	Bud Martin	QB
24	Darshon McCullough	RB
51	Seth McDonald	LB
53	Camden Meade	LB
60	Aaron Miller	OL
31	Malcolm Miller	DB
64	LeJames Milton	OL
71	Jason Mitchell	OL
6	Tray Mitchell	SAF

#	PLAYER	POS
88	Shawn Mitchell Jr	WR
4	Isaiah Nelson	WR
5	Brandon Neverdon	RB
39	Chibuikwe Nwuda	DE
80	Ben Odugbesan	TE
76	Austin O'Leary	OL
48	David Owens	DE
3	Cornelius Page	DB
20	Corey Patterson	WR
15	Jared Pilson	QB
44	Josh Price	DL
9	Jermiah Rainey	DB
65	Aaron Sanders	DL
86	James Sheehan	WR
56	Taylon Shepard	DT
13	Xzavier Shugars	DB
58	Alex Smith	DE
12	DySaun Smith	DB
28	Vince Speller	SAF
23	Tyree Stone-Davis	DB
2	Tyrin Stone-Davis	WR
3	Anthony Taylor	WR
47	Derrek Tiburzi	LB
92	Inoke Tuai	DL
6	Dennis Turner	WR
32	Javon Turner	WR
70	Louis Vailopa	OL
66	Drew Walega	OL
29	Elven Walker IV	DB
99	Kylin Washington	DL
8	Mack Weaver	DE
91	Jarvis Williams	DL
21	Mark Williams	DB
50	Sean Williams	LB
63	Nick Wilson	P
52	Jalyon Winston	LB

NCAA FCS FOOTBALL SITES ON THE INTERNET

Eastern Illinois Football	www.EIUPanthers.com
OVC Football	www.OVCsports.com
STATS	www.stats.com (click FCS Football)
FCS Insider	www.fcsinsider.com/
NCAA FCS Homepage	www.ncaasports.com/football/
The UnderDawg	www.theunderdawg.com/
College Sports Madness	www.collegesportsmadness.com
College Football Performance Awards	www.collegefootballperformance.com
Hero Sports	www.herosports.com

Roster Break Down By State

Illinois	42	Pennsylvania	2
Florida	8	Alabama	1
Missouri	8	Arizona	1
Arkansas	5	Indiana	1
California	4	Michigan	1
Georgia	4	Mississippi	1
Hawai'i	3	New York	1
Kentucky	3	North Carolina	1
Wisconsin	3	South Carolina	1
Maryland	2	Tennessee	1
Oklahoma	2	Texas	1

98 -- TAYLER ARTERBURN

Defensive Line • 6-1 • 240 • RS-Freshman
 Carterville, Mo. (Webb City HS)



2015 (FRESHMAN): Redshirted 2015 season...

HIGH SCHOOL: Two way player for coach John Roderique at Webb City HS... helped team win fifth straight Missouri Class 4 state title with a 14-0 record as a senior... team was 14-1 during junior year... blocked for a team that averaged 43.9 points per game and 391 yards per game... defensive unit allowed only 7.2 points per game... two time All-State selection earning second team honors as a junior and first team honors as a senior...

67 -- AUSTIN ASKIN

Offensive Line • 6-7 • 282 • Junior
 Louisville, Ky. (St. Xavier HS)



2015 (SOPHOMORE): Started all 12 games playing left guard... member of offensive line that ranked fifth in the NCAA and first in the OVC in fewest sacks allowed... offensive line allowed only nine sacks all season including no sacks in final eight games... offensive line ended season with streak of 636 consecutive plays without a sack...

2014 (FRESHMAN): Played in all 12 games appearing on special teams as a blocker for punt team and field goal team... played on offensive line in win over Austin Peay... helped block for the

nation's No. 11 ranked rushing offense and No. 13 ranked total offense...

HIGH SCHOOL: Played for coaches Will Wolford and Mike Glaser at Saint Xavier HS... helped lead team to the Kentucky Class 6A state playoffs... played both guard and tackle positions during his career... played for the Kentucky All-Star team in the Border Bowl game with Tennessee... father Mark played football at Kentucky...

83 -- COLBY BARNES

Wide Receiver • 6-3 • 185 • RS-Freshman
 Lexington, Ky. (Henry Clay HS)



2015 (FRESHMAN): Redshirted 2015 season...

HIGH SCHOOL: Played for coach Sam Simpson at Henry Clay HS... earned second team All-City honors by the Lexington Herald Leader... finished senior season with 28 catches for 442 yards and six touchdowns... made three tackles on special teams... as a junior had 30 catches for 460 yards and three touchdowns... helped team advance to Kentucky Class 6 state playoffs as a senior...

89 -- ADDISON BOUNDS

Tight End • 6-4 • 220 • RS-Junior
 Fairbury, Ill. (Prairie Central HS)



2015 (SOPHOMORE): Played in all 12 games with eight starts... was fourth on team in receptions with 17... ranked third on team with 274 receiving yards... led team with four touchdown receptions... season best game was five catches for 107 yards and two touchdowns against Southeast Missouri... hauled in long touchdown receptions of 65 yards against Southeast Missouri and 62 yards at Tennessee State... added another touchdown reception in FCS playoffs at Northern Iowa... had a two-point reception in overtime win at Tennessee State...

credited with a forced fumble at Murray State...

2014 (RS-FRESHMAN): Played in 11 games as a reserve tight end with playing time coming on special teams... was a member of kickoff return and kickoff coverage squad... did not have any offensive statistics...

2013 (FRESHMAN): Redshirted.

HIGH SCHOOL: Played for coach Brian Hassett at Prairie Central HS... passed for 1,933 yards and 24 touchdowns earning IFCA Class 4A All-State honors as a senior... was 117-of-188 with only eight interceptions... rushed for another 616 yards and 11 touchdowns as the team posted a 7-3 record advancing to the IHSA Class 4A playoffs... as a junior was 105-of-185 with 12 touchdown passes and five interceptions... passed for 1,620 yards while rushing for 742 with 16 touchdowns... team posted a 7-4 record advancing to the IHSA Class 4A second round... earned first team All-Corn Belt Conference honors as a quarterback and was second team selection at defensive back... Academic All-State selection.

CAREER STATISTICS FOR BOUNDS ...

YEAR	G/GS	RCPTs	YDs	YDs/REC	YDs/G	TDs	LONG
2013	Redshirted at EIU						
2014	11/0	No Statistics during the season					
2015	12/8	17	274	16.1	22.8	4	65
Career	23/8	17	274	16.1	11.9	4	65

72 -- GRANT BRANCH IV

Offensive Line • 6-4 • 282 • Sophomore
 Bolingbrook, Ill. (Lombard Montini Catholic HS)



2015 (FRESHMAN): Played in eight games as a back-up offensive lineman and blocker on field goal unit... member of offensive line that ranked fifth in the NCAA and first in the OVC in fewest sacks allowed... offensive line allowed only nine sacks all season including no sacks in final eight games... offensive line ended season with streak of 636 consecutive plays without a sack...

HIGH SCHOOL: Played for coach Chris Andriano at Lombard Montini Catholic HS... played left tackle paving the way as team place second in IHSA Class 5A state championships with a 10-3 record... named All-State by Illinois Football Coaches Association... offense averaged 34.2 points per game and 360 yards per game...

78 -- KURTIS BRUMMERSTEDT

Offensive Line • 6-7 • 320 • RS-Junior
Yorkville, Ill. (Yorkville HS)



2015 (SOPHOMORE): Appeared in four games as a back-up offensive lineman, also served as a blocker on field goal unit... member of offensive line that ranked fifth in the NCAA and first in the OVC in fewest sacks allowed... offensive line allowed only nine sacks all season including no sacks in final eight games... offensive line ended season with streak of 636 consecutive plays without a sack...

2014 (RS-FRESHMAN): Played in 11 games appearing as a blocker on the punt team and field goal unit... helped block for the nation's No. 11

ranked rushing offense and No. 13 ranked total offense...

2013 (FRESHMAN): Redshirted.

HIGH SCHOOL: Played for coach Karl Hoinkes at Yorkville HS... earned first team Northern Illinois All-Big 12 East Division honors as a senior... is a big, physical offensive lineman that played in a pro-style offense with heavy emphasis on running the football...

43 -- NICK BRUNO

Kicker / Punter • 6-1 • 170 • Junior
Daytona Beach, Fla. (Mainland HS)



2014 First Team Freshman All-American
2014 All-OVC Newcomer Team

2015 (SOPHOMORE): Served as field goal kicker during the season finishing 10-of-16 on field goal attempts... season long was 40 yards at Murray State... was 31-of-32 on extra point attempts... scored season high ten points in win at Murray State with two field goals and four extra points... finished season second on team in scoring with 61 points... ranked 43rd in NCAA in field goals made... finished season ranked fifth

on EIU career field goals list with 24 made... finished season ranked seventh on EIU career extra points list with 75...

2014 (FRESHMAN): Won field goal job in fall camp finishing season 14-of-16 in field goal attempts... named to All-Ohio Valley Conference Newcomer team... named first team Freshman All-American... finished second 44-of-45 on extra point attempts... led team in scoring with 86 points... had a high of 15 points at Eastern Kentucky with four field goals and three extra points... long field goal was 45 yards at Southeast Missouri... 14 field goals ranks fourth on EIU single season list... 44 PATs ranks sixth on EIU list... made 43 straight PAT's to open season... took over punting duties at Southeast Missouri finishing season with 34.7 yards per punt average... had a long punt of 54 yards versus Tennessee State... had one rush on a fake punt of 63 yards at Tennessee Tech...

HIGH SCHOOL: Played for coach Scott Wilson at Mainland HS in Daytona Beach, Fla... helped team post a 12-2 record as the team advanced to the Florida Class 6A state semifinals... earned honorable mention All-Central Florida Region honors as a punter...

CAREER STATISTICS FOR BRUNO...

YEAR	FGM/FGA	30-39	40-49	LNG	PTS	PAT's	PUNT/AVG
2014	14-16	4-4	2-4	45	86	44-45	26/34.7
2015	10-16	5-9	1-3	40	61	31-32	11/32.2
Career	24-32	9-13	3-7	45	147	75-77	37/33.9

74 -- AARON CALLAWAY

Offensive Line • 6-5 • 295 • Sophomore
St. Charles, Mo. (Francis Howell HS)



2015 (FRESHMAN): Played in 11 games missing only the Northwestern game... played as the first back-up offensive lineman making starts at right guard during the Illinois State and UT Martin games... member of offensive line that ranked fifth in the NCAA and first in the OVC in fewest sacks allowed... offensive line allowed only nine sacks all season including no sacks in final eight games... offensive line ended season with streak of 636 consecutive plays without a sack...

HIGH SCHOOL: Played for coach Bryan Koch at Francis Howell HS in St. Charles... helped anchor an offensive line that led the way for 3,050 yards rushing and 44 rushing touchdowns... team averaged 254 yards per game rushing and 36.1 points per game... team posted an 11-1 record advancing to the Missouri Class 6 state quarterfinals... named first team All-State...

45 -- JOE CAPUTO

Linebacker • 6-2 • 210 • RS-Freshman
Mount Prospect, Ill. (Hersey HS)



2015 (FRESHMAN): Redshirted 2015 season...

HIGH SCHOOL: Played for coach Joe Pardun at John Hersey HS in Arlington Heights... helped team post 6-4 record as a senior advancing to the first round of the IHSA Class 7A playoffs... named All-Conference Mid-Suburban East... helped team win conference championship playing both quarterback and linebacker...

4 -- PONO CHOY

Safety • 5-10 • 182 • RS-Junior
Kalihi, Haw. (Kamehameha HS)



2015 (JUNIOR): Played in nine games with primary playing time on special teams for kickoff coverage... made three tackles with one each at Northwestern, against Tennessee Tech and at UT Martin...

2014 (SOPHOMORE): Played in 11 games making ten starts at free safety... missed Austin Peay game due to injury... had 56 tackles with 26 solo stops... led Panthers with 14 tackles at Eastern Kentucky (8 solo, 6 assisted)... had a tackle for loss at Illinois State and at Jacksonville State... had seven tackles at Ohio with one pass

break-up... had one pass break-up against Tennessee State...

2013 (RS-FRESHMAN): Played in 13 games as a back-up defensive back and starter on special teams... finished with 18 tackles (nine solo)... had one tackle for loss against Jacksonville State... season high four tackles in win over Eastern Kentucky... had two pass break-ups...

2012 (FRESHMAN): Appeared in two games before suffering season ending injury against Austin Peay... was granted a medical redshirt season by the NCAA... did not have any stats in two games played on special teams.

HIGH SCHOOL: Played for coach David Stant at Kamehameha HS in Honolulu... named first team All-State by ESPNHS as a senior as a defensive back... second team All-Interscholastic League selection as a senior, honorable mention as a junior... member of Hawai'i state championship team as a sophomore... recorded 61 tackles as a senior scoring two defensive touchdowns...

CAREER STATISTICS FOR CHOY ...

YEAR	G/GS	ST	AT	TT	SK	TFL	Brk-Up	INT
2012	2/0	Granted medical redshirt by NCAA						
2013	13/0	9	9	18	0	0.5	2	0
2014	11/10	26	30	56	0	2	2	0
2015	9/0	2	1	3	0	0	0	0
Career	35/10	37	40	77	0	2.5	4	0

87 -- MATT CHRISTENSEN

Wide Receiver • 6-3 • 182 • RS-Junior
Racine, Wis. (Wilmot Union HS)



2015 (SOPHOMORE): Played in one game against Tennessee Tech appearing on special teams and as a reserve wide receiver... did not have any statistics...

2014 (RS-FRESHMAN): Played in one game against Austin Peay appearing on special teams and as a reserve wide receiver... did not have any statistics...

2013 (FRESHMAN): Redshirted.

HIGH SCHOOL: Played for coach Mike Greinke at Wilmot Union HS... three year starter at wide receiver earning All-Conference honors each season... finished prep career ranked 9th all-time in Wisconsin HS history with 2,349 yards receiving... was 21st on Wisconsin all-time list with 25 touchdown receptions... as a senior hauled in 40 passes for 764 yards with five touchdown receptions... as a senior had 696 yards on punt returns averaging 33 yards per return... was a two-time WFCAll-State selection as a junior and senior... during junior season had 51 catches for 1,248 yards and 16 touchdowns...

9 -- DEVIN CHURCH

Running Back • 5-8 • 190 • RS-Senior
Detroit, Mich. (Brother Rice / Univ. of Illinois)



2016: EIU Newcomer of the Year Award (2015-16)

2015: 2nd team All-OVC

2015: OVC All-Newcomer Team

EASTERN ILLINOIS

2016 (SENIOR): Preseason All-OVC...

2015 (JUNIOR): Played in all 12 games starting ten games at running back... named second team All-Ohio Valley Conference and All-OVC Newcomer team... led team in rushing and pass receptions... had 743 yards rushing which ranked sixth in the OVC... had two 100-yard rushing games with 109 against Illinois State and 125 at Tennessee State... scored nine rushing touchdowns with two touchdown receptions... first EIU touchdown came against Illinois State... ranked fourth in OVC in rushing touchdowns... led EIU in scoring with 66 points... named OVC Newcomer of the Week on Oct. 18 after performance against Tennessee State... had multiple touchdown games at Austin Peay, against Southeast Missouri and at Tennessee State... set school record for pass receptions in a game by a running back with 10 catches in FCS playoff game at Northern Iowa... led team with 36 receptions for 254 yards... ranked 48th in the NCAA and fourth in the OVC in all-purpose yards at 112.83 per game after opening year as kickoff return specialist and running back...

ILLINOIS: Was a three year member of the Illinois football team... in 2014 played in 11 games with a start in the win over Minnesota... had a season high ten yards rushing against Wisconsin and 24 yards receiving against Washington... as a redshirt freshman in 2013 played in 10 games with 44 yards rushing including six carries for 34 yards against Ohio... had first career touchdown against Ohio... redshirted 2012 season due to injury...

HIGH SCHOOL: Played at Brother Rice HS in Detroit and was ranked the No. 22 overall prospect in the state of Michigan by Rivals.com... rushed for a school-record 1,191 yards in 2011 including 938 yards in five playoff games... led team to MHSAA Division 2 state title rushing for 244 yards and three touchdowns in championship game...

CAREER STATISTICS FOR CHURCH ...

YEAR	G/GS	RUSH	YDS	TD	LNG	OTHER
2012 ILL	Redshirted at Illinois					
2013 ILL	10/0	8	44	1	12	2 rec
2014 ILL	11/1	9	13	0	7	3 rec
2015 EIU	12/10	167	783	9	42	36 rec / 254 yds
Career	33/11	184	840	10	42	43 receptions

41 -- ROBERT COLUMBUS

Safety • 6-2 • 190 • RS-Freshman
Kirkwood, Mo. (Kirkwood HS)



2015 (FRESHMAN): Redshirted 2015 season...

HIGH SCHOOL: Played for coach Matt Irvin at Kirkwood HS... rushed for 963 yards on 137 carries for a seven yards per carry average... had 15 rushing touchdowns and 18 touchdowns total with three on 21 pass receptions for 156 yards... as a defensive back made 16 tackles with four sacks and four tackles for loss... helped team reach Missouri Class 6 state quarterfinals finishing year with an 11-2 record... named first team All-Conference South Division and third team All-Metro as a senior...

94 -- STEPHEN DAVIS

Defensive Line • 6-0 • 261 • RS-Junior
Chicago, Ill. (Thornridge HS)



HIGH SCHOOL: Played football at Thornridge HS... earned Southwest Suburban Red Conference honors... helped team make only IHSA playoff appearance in the last eight years as team posted a 5-5 record in 2010 advancing to the Class 6A state playoffs...

7 -- BRADLEY DEWBERRY

Safety • 6-0 • 196 • Junior
Stockbridge, Ga. (Eagles Landing HS)



JUNIOR (2016): Preseason All-OVC...

2015 (SOPHOMORE): Played in all 12 games with 11 starts split between free safety and Huskie... finished second on team with 73 tackles including 53 solo stops... season high 12 tackles at Northwestern... in season opener returned blocked extra point attempt for two points becoming first player in school history to accomplish that feat... had 3.5 tackles for loss with solo TFL at Northwestern, at Murray State and at UT Martin... had four interceptions with two picks coming in regular season finale against

Eastern Kentucky... also had interceptions against Tennessee Tech and at UT Martin... had five pass break-ups... season high eight solo tackles against ECU...

FRESHMAN (2014): Played in first five games of the season before suffering season ending injury... made first career start at Ohio finishing with one interception and one tackle... had ten tackles for the year (nine solo)... season high four tackles and a fumble recovery against Austin Peay... had one tackle for loss at Illinois State...

HIGH SCHOOL: Played for coach Joe Teknipp at Eagles Landing HS... helped team post an 8-3 record advancing to the school's second-ever Georgia State playoff appearance... named 4A-AAAA Subregion Offensive Player of the Year as a quarterback... passed for 2,012 yards with 21 touchdowns completing 56 percent... rushed for 471 yards and 11 touchdowns on 111 carries... on defense made 51 tackles with five interceptions and 18 pass break-ups... returned one interception for a touchdown... maintains a 3.5 grade point average.

CAREER STATISTICS FOR DEWBERRY ...

YEAR	G/GS	ST	AT	TT	TFL	Brk-Up	INT	FR
2014	5/1	9	1	10	1	0	1	1
2015	12/11	53	20	73	3.5	5	4	0
Career	17/12	62	21	83	4.5	5	5	1

77 -- JOSH DOYLE

Offensive Line • 6-4 • 301 • RS-Sophomore
Lake Geneva, Wis. (Badger HS / Northern Illinois Univ.)

**EASTERN ILLINOIS**

2015 (RS-FRESHMAN): Transferred to Eastern Illinois from Northern Illinois just prior to start of fall camp... played in two games as a back-up defensive lineman... made two tackles with one tackle for loss in debut at Austin Peay... had one tackle against Tennessee Tech...

NORTHERN ILLINOIS: Redshirted 2014 season at NIU...

HIGH SCHOOL: Played offensive and defensive line at Lake Geneva Badger HS... earned honorable mention All-Area as a senior by the Milwaukee Sentinel Journal... named first team All-Southern Lakes Conference as a junior and senior...

37 -- MAX DRAPER

Quarterback • 6-5 • 215 • RS-Freshman
Streamwood, Ill. (Streamwood HS)



2015 (FRESHMAN): Redshirted season at Eastern Illinois...

HIGH SCHOOL: Played for coach Mark Orszula at Streamwood HS... passed for 1,847 yards as a senior going 180-for-348 with 13 touchdowns... works out with the Throw It Deep Quarterback and Receiver Training Academy run by former EIU and NFL quarterback Jeff Christensen...

69 -- CODY EDWARDS

Punter • 6-3 • 220 • RS-Junior
High Ridge, Mo. (Rockwood Summit HS)



2015 (SOPHOMORE): Member of team but did not play in any games...

2014 (RS-FRESHMAN): Opened season as the starting punter covering the first six games of the season... had 26 punts for a 35.4 yards per punt average... had a season long punt of 51 yards against Southern Illinois...

2013 (FRESHMAN): Redshirted.

HIGH SCHOOL: Played for coach Mike Bellers at Rockwood Summit HS... two-time first team All-State selection at punter as a junior and senior... twice named first team All-South Suburban Conference... earned Academic All-State honors as a senior... team finished the season at 8-4 leading the St. Louis Suburban South Conference in scoring at 37.3 points per game as school advanced to the quarterfinals of the Missouri Class 5 playoffs... ranked 5th as a top college prospect by Kicking.com... averaged 40.4 yards per punt as a senior with 18 punts downed inside the 20-yard line... had a long punt of 62 yards...

CAREER STATISTICS FOR EDWARDS...

YEAR	G	Punts	Avg.	Lng	In-20
2013					
2014	6	26	35.4	51	5
2015					

Did not appear in any games

34 -- TONY ELIAS

Linebacker • 6-2 • 205 • RS-Freshman
Plano, Ill. (Plano HS)



2015 (FRESHMAN): Redshirted 2015 season...

HIGH SCHOOL: Played for coach Brad Kunz at Plano HS... on offense rushed for 1,190 yards and 18 touchdowns as a senior... on defense played both linebacker and safety... made 61 tackles with two forced fumbles and one sack... helped team reach IHSA Class 4A state playoffs as a senior... earned All-Interstate 8 Conference honors as a senior...

59 -- JAREEM FLEMING

Linebacker • 5-11 • 225 • RS-Sophomore
Chicago, Ill. (Morgan Park HS / Northern Illinois Univ.)

**EASTERN ILLINOIS**

2015 (RS-FRESHMAN): Transferred to Eastern Illinois from Northern Illinois during summer of 2015... appeared in six games with playing time coming on special teams... recovered a blocked punt at Northern Iowa in FCS playoff game... did not record any other statistics...

NORTHERN ILLINOIS: Redshirted 2014 season at NIU...

HIGH SCHOOL: Played at Morgan Park HS... earned All-Conference honors as a senior playing linebacker, defensive end and tight end... as a senior made 50 tackles with two interceptions, two fumble recoveries and one forced fumble...

81 -- AARON GOOCH

Wide Receiver • 5-9 • 170 • RS-Sophomore
Flossmoor, Ill. (Homewood-Flossmoor HS)



2015 (RS-FRESHMAN): Appeared in 11 games making a start against Tennessee Tech... was a starter on special teams unit finishing with one tackle... had seven receptions for 76 yards... first collegiate catch was at UT Martin... had season high three catches for 46 yards in FCS playoff game at Northern Iowa... had two runs for 18 yards against Eastern Kentucky... had one kickoff return for seven yards against Southeast Missouri...

FRESHMAN (2014): Redshirted season at EIU...

HIGH SCHOOL: Played for coach Craig Buzea at Homewood-Flossmoor HS... as a senior helped team post a 10-2 record advancing to the second round of the IHSA Class 8A state playoffs... finished season with 23 catches and 346 yards for an offense that averaged 37 points per game... had 18 catches for 316 yards and two touchdowns as a junior helping team post a 7-3 record...

CAREER STATISTICS FOR GOOCH ...

YEAR	G/GS	RCPTs	YDs	YDs/REC	YDs/G	TDs	LONG
2014							
2015	11/1	7	76	10.9	6.9	0	20

82 -- PAUL GOSSAGE

Wide Receiver • 6-3 • 175 • Sophomore
Mokena, Ill. (Lincoln-Way East HS)



2015 (FRESHMAN): Played in nine games making three starts at Tennessee State, against Tennessee Tech and in FCS playoffs at Northern Iowa... had ten catches for 159 yards... made first collegiate catch at Northwestern... had season best three catches for 62 yards against Southeast Missouri... caught first career touchdown pass against Tennessee Tech...

HIGH SCHOOL: Played for coach Rob Zvonar at Lincoln-Way East HS in Frankfort... helped team advance to IHSA Class 7A state quarterfinal

round finishing year with a 10-2 record... had 54 catches for 755 yards and five touchdowns as a senior... named first team All-State Class 7A by Illinois Football Coaches Association...

CAREER STATISTICS FOR GOSSAGE ...

YEAR	G/GS	RCPTs	YDs	YDs/REC	YDs/G	TDs	LONG
2015	9/3	10	159	15.9	17.7	1	33

14 -- AUSTIN GREEN

Quarterback • 6-3 • 210 • RS-Junior
Rochester, Ill. (Rochester HS)



2015 (SOPHOMORE): Was the back-up quarterback appearing in all 12 games on special teams and five games as a quarterback... rushed for 23 yards on eight carries with season high 13 yards rushing against Eastern Kentucky... was 5-of-16 for 74 yards with a touchdown pass for the season... touchdown pass came against Tennessee Tech... was 4-of-7 for 41 yards in FCS playoff game at Northern Iowa... took over holder duties on field goals and extra points early in season... also was part of punt protection unit for punt team...

2014 (RS-FRESHMAN): Was listed as the number three quarterback on Panthers depth chart appearing in just one game for the season... played in win over Austin Peay rushing for two yards... did not have a pass attempt...

2013 (FRESHMAN): Redshirted season at EIU...

HIGH SCHOOL: Played for coach Derek Leonard at Rochester HS... in his lone season as the starting quarterback he led the program to the IHSA Class 4A state championship with a 13-1 record... in the championship game he rushed for 130 yards and a pair of touchdowns while passing for 172 yards and two more scores... passed for 2,794 yards with 23 touchdowns while rushing for 888 yards and 17 touchdowns as a senior... had three games with more than 100 yards rushing... had two 300+ yard passing games with a high of 329 against Chatham-Glenwood... was 205-of-283 with only seven interceptions... first team All-State as a senior... first team All-Central State Eight... started four games as a junior for state championship team...

CAREER STATISTICS FOR GREEN ...

YEAR	G/GS	C-A-Int	PCT	YARDS	TDs	RUSH	YDs	TDs
2013	Redshirted at EIU							
2014	1/0	---	---	---	---	1	2	0
2015	12/0	5-16-1	31.2	74	1	8	23	0

54 -- AJ HANTAK

Long Snapper • 6-4 • 242 • RS-Junior
Fenton, Mo. (Rockwood Summit HS)



2015 (SOPHOMORE): Appeared in all 12 games as the starting long snapper on punt and field goal units... did not have any special teams statistics...

2014 (RS-FRESHMAN): Received medical redshirt from 2013 season... served as Panthers long snapper on special teams for all 12 games... made two tackles on special teams unit with one against Southern Illinois and one against Tennessee State...

2013 (FRESHMAN): Played in the first four games serving as the long snapper on special teams... suffered season ending injury during

Northern Illinois game...

HIGH SCHOOL: Played for coach Mike Bellers at Summit HS... played tight end, defensive line and long snapper as a senior... finished the year with three catches for 43 yards... had one fumble recovery on defense... team finished the season at 8-4 leading the St. Louis Suburban South Conference in scoring at 37.3 points per game as school advanced to the quarterfinals of the Missouri Class 5 playoffs... earned Academic All-State... also a member of basketball team...

30 -- NICK HORNE

Linebacker • 6-2 • 210 • RS-Junior
Park Forrest, Ill. (Rich East HS / Winona State Univ.)

**EASTERN ILLINOIS:**

2015 (SOPHOMORE): Played in all 12 games making starts in the final two regular season games at linebacker filling in for All-OVC linebacker Kamu Grugier-Hill... in those two starts finished with eight tackles, one tackle for loss and a half sack... against ECU recovered a fumble and returned it 62 yards for a touchdown, the fourth longest fumble return for a touchdown in school history... for the season had 34 tackles, 15 solo... had 7.5 tackles for loss with 2.5 coming in season opener at Western Illinois and two coming at Tennessee State... had a sack at Tennessee State and in FCS playoff game at Northern Iowa... season high six tackles at Northwestern...

2014 (RS-FRESHMAN): Sat out season due to NCAA transfer rules...

WINONA STATE: Redshirted 2013 season at NCAA Division II Winona State...

HIGH SCHOOL: Played at Rich East HS earning All-Area honors as a senior at linebacker, wide receiver and fullback... moved to fullback late in senior year and rushed 22 times for 213 yards against rival Rich South in first game at position...

CAREER STATISTICS FOR HORNE ...

YEAR	G/GS	ST	AT	TT	SK	TFL	Other
2015	12/2	15	19	34	2.5	7.5	1 FR for TD

79 -- CAL IBANEZ

Offensive Line • 6-4 • 318 • RS-Senior
Miami, Fla. (Ferguson HS/Fullerton College)



EASTERN ILLINOIS: Attended EIU in 2015 but was not active member of football team...

JUNIOR COLLEGE: Played two seasons at Fullerton College helping the team reach the California Junior College State Championship game as a sophomore... helped team win California Southern Division Championship... earned first team All-Conference honors...

HIGH SCHOOL: Played at Ferguson HS in Miami... as a senior was selected to play in the Dade-Broward County All-Star Game.

16 -- JEFF JONES

Defensive Line • 6-5 • 220 • RS-Freshman
Fairview Heights, Ill. (O'Fallon Township HS)



2015 (FRESHMAN): Redshirted 2015 season...

HIGH SCHOOL: Played for coach Brandon Joggerst at O'Fallon Township HS... named first team All-Southwestern Conference... had six catches for 111 yards and one touchdown as a senior... also played defensive end forcing two fumbles and recording three sacks...

2 -- CEDRIC JULIUS

Defensive Back • 5-10 • 175 • Senior
Rancho Cucamonga, Calif. (Rancho Cucamonga HS / SBVC)

**EASTERN ILLINOIS**

2015 (JUNIOR): Played in all 12 games as a special teams starter and reserve defensive back... had one start against Illinois State and one start at Tennessee State... finished year with five tackles including four solo stops... had two tackles in season opener at Western Illinois... had one pass break-up against Tennessee Tech...

2014 (SOPHOMORE): Played in 11 games as a reserve defensive back and on special teams... had nine tackles with six solo stops... season high two tackles, both solo, against Tennessee State... had one pass break-up at Eastern Kentucky...

JUNIOR COLLEGE: Played one season at San Bernardino Valley College... made 32 tackles with two interceptions and five pass-break-ups... helped lead team to 8-3 record and appearance in the Patriotic Bowl...

HIGH SCHOOL: Played high school football at Rancho Cucamonga HS in California missing a portion of senior season due to injury... during seven games made 15 tackles with two interceptions and nine pass break-ups for a team that finished 11-2 advancing to the CIF Southern Section semifinals.

CAREER STATISTICS FOR JULIUS ...

YEAR	G/GS	ST	AT	TT	TFL	Brk-Up	INT	FR
2014	11/0	6	3	9	0	1	0	0
2015	12/0	4	1	5	0	1	0	0
Career	23/0	10	4	14	0	2	0	0

73 -- EVAN KANZ

Offensive Line • 6-5 • 310 • RS-Senior
Luxemburg, Wis. (Luxemburg-Casco HS)



2014 2ND TEAM ALL-OVC

2015 (JUNIOR): Started all 12 games playing right tackle... member of offensive line that ranked fifth in the NCAA and first in the OVC in fewest sacks allowed... offensive line allowed only nine sacks all season including no sacks in final eight games... offensive line ended season with streak of 636 consecutive plays without a sack... named preseason All-OVC...

2014 (SOPHOMORE): Started all 12 games on the offensive line opening season at right guard

for five games and moving to right tackle for final seven contests... named second team All-Ohio Valley Conference... helped block for offensive unit that finished the season ranked in the top 20 in the nation in total offense and rushing offense...

2013 (RS-FRESHMAN): Played in 12 games as a back-up offensive lineman... helped block for the nation's top offensive unit that set school and OVC records in total offense (589.5 ypg), passing yards (372.4 ypg) and scoring offense (48.2 ppg)...

2012 (FRESHMAN): Redshirted season at EIU...

HIGH SCHOOL: Two-way starter for coach Mike Snowberry at Luxemburg-Casco HS... helped team post a 9-2 record advancing to the regional round of the Wisconsin Division 3 playoffs... was a first team All-Bay Conference selection at guard as a senior and junior... rated the No. 3 offensive lineman in Wisconsin and No. 37 overall recruit by WisFootball.net...

49 -- NATHAN KELLY

Tight End • 6-4 • 205 • RS-Freshman
Sherrard, Ill. (Sherrard HS)



2015 (FRESHMAN): Redshirted 2015 season...

HIGH SCHOOL: Played for coach Brian Adams at Sherrard HS... earned honorable mention All-Three Rivers Conference South Division as a linebacker during senior year...

13 -- MITCH KIMBLE

Quarterback • 6-3 • 185 • RS-Junior
Jerseyville, Ill. (Jerseyville HS/Syracuse Univ.)



EASTERN ILLINOIS

2015 (SOPHOMORE): Transferred to Eastern Illinois in spring of 2015... missed season due to injury...

SYRACUSE: Was a two-year member of the Syracuse football team... in 2014 played in three games with significant time against Duke... in the Duke game was 6-of-13 passing while rushing for 42 yards and one touchdown... redshirted freshman season in 2013...

HIGH SCHOOL: Played at Jerseyville HS and was the Alton Telegraph Large Schools Player of the Year... named All-State by IFCA as a senior... passed for 1,427 yards and ten touchdowns completing 121-of-192 passes as a senior... rushed for an additional 957 yards and 15 touchdowns...

CAREER STATISTICS FOR KIMBLE ...

YEAR	G/GS	C-A-Int	PCT	YARDS	TDs	RUSH	YDs	TDs
2013								
2014 su	3/0	6-19-1	31.6	37	0	12	45	1
2015								

22 -- KORLISS MARSHALL

Running Back • 6-0 • 205 • RS-Junior
Osceola, Ark. (Osceola HS/Univ. of Arkansas)



EASTERN ILLINOIS

2015 (JUNIOR): Transferred from Arkansas in spring of 2015... used redshirt season in 2015...

ARKANSAS: Was a two-year member of the Arkansas football team... in 2014 rushed for 119 yards and one touchdown with a season high 45 yards in the season opener against Auburn... had 40 yards on six rushes with a touchdown against Northern Illinois... season high four receptions for 19 yards in upset win over LSU... had nine kickoff returns for 271 yards including a 97-yard kickoff

return for touchdown against NIU... as a freshman in 2013 played in eight games with 586 all-purpose yards... had 422 yards kickoff return yards for the season with a high of 87 yards against Auburn... had first career start against Mississippi State rushing for 35 yards with two kickoff returns for 63 yards... against LSU rushed for a season high 45 yards with 57 yards on kick returns...

HIGH SCHOOL: Played at Osceola HS rushing for more than 4,100 yards and 60 touchdowns during three seasons... rated the No. 6 overall prospect in the state of Arkansas by Rivals.com... rushed for 1,711 yards and 24 touchdowns as a senior helping team advance to second round of Class 3A state playoffs... had 1,421 yards and 22 touchdowns as a junior as the team played in the Class 4A playoffs.

CAREER STATISTICS FOR MARSHALL ...

YEAR	G/GS	RUSH	YDS	TD	AVG/c	LNG	KICK RET
2013 ARK	8/1	17	146	0	8.6	32	422 YDS
2014 ARK	6/0	25	119	1	4.8	27	271 YDS
2015 EIU							
Career	14/1	42	265	1	6.3	32	693 YDS

51 -- SETH McDONALD

Linebacker • 6-1 • 230 • Senior
Sandwich, Ill. (Sandwich)



2016 (SENIOR): Preseason All-OVC...

2015 (JUNIOR): Started all 12 games at linebacker and on special teams... led team in tackles with 109 including 57 solo stops... named OVC Defensive Player of the Week after 17 tackles in season opener at Western Illinois... named OVC Defensive Player of the Week after 12 tackles and interception returned 20 yards for a touchdown against Illinois State... became 38th player in school history with 100 or more tackles in a season with 109 tackles ranked 28th on single season list... ended year fourth

in the OVC and 53rd in the nation in tackles... had 17 tackles against Jacksonville State... had six tackles for loss with 1.5 TFL games at Western Illinois and against Eastern Kentucky... had two sacks with a solo sack at Tennessee State... had second pick of the season against Tennessee Tech... had two forced fumbles and one fumble recovery...

2014 (SOPHOMORE): Played in all 12 games as a reserve linebacker and starter on special teams... made one start against Southern Illinois... finished season with 29 tackles (8 solo)... had a half tackle for loss at Tennessee Tech... season high eight tackles at Eastern Kentucky... had one quarterback hurry against Ausin Peay...

2013 (FRESHMAN): Played in 13 games as a starter on special teams... also saw some time as a back-up linebacker... finished year with 20 tackles (five solo)... season high six tackles in road win at Austin Peay... added four tackles against Eastern Kentucky and at UT Martin... had a half-tackle for loss at Austin Peay... had six kickoff returns for the season with three for 18 yards in FCS playoff game against Towson...

HIGH SCHOOL: Played for coach Dusty Behringer at Sandwich HS... earned IFCA Class 4A All-State honors as a two-way player, running back and linebacker... made 110 tackles (63 solo) as a senior with nine tackles for loss, five sacks and two forced fumbles... as a junior made 104 tackles with 58 solo stops and two sacks... on offense rushed for 1,206 yards as a senior as the team advanced to the IHSA Class 4A state playoffs.

CAREER STATISTICS FOR McDONALD ...

YEAR	G/GS	ST	AT	TT	SK	TFL	Other
2013	13/0	5	15	20	0	0.5	6 KOR, 42 yds
2014	12/1	8	21	29	0	0.5	----
2015	12/12	57	52	109	2	6	2 INT, 1 TD
Career	37/13	70	88	158	2	7	----

53 -- CAMDEN MEADE

Linebacker • 6-1 • 220 • RS-Freshman
West Chicago, Ill. (Wheaton Academy)



2015 (FRESHMAN): Redshirted 2015 season...

HIGH SCHOOL: Played for coach Brad Thornton at Wheaton Academy... two way player at running back and linebacker... rushed for 790 yards and 11 touchdowns as a senior... had 65 tackles with three interceptions... named first team All-Conference and All-Area as a senior...

31 -- MALCOLM MILLER

Defensive Back • 6-1 • 205 • RS-Junior
Park Forest, Ill. (Rich East HS / Winona State Univ.)



EASTERN ILLINOIS:

2015 (SOPHOMORE): Played in all 12 games as a starter on special teams and back-up defensive back... had two starts at Rover at Tennessee State and against Tennessee Tech filling in for injured starter Vince Speller... had 12 tackles with one tackle for loss in those two starts... ended season with 26 total tackles, 14 solo stops... added a tackle for loss against Southeast Missouri... season high seven tackles with five solo stops against Tennessee Tech...

2014 (RS-FRESHMAN): Transferred to Eastern Illinois in spring of 2014 and sat out due to NCAA transfer rules...

WINONA STATE: Redshirted 2013 season at Winona State..

HIGH SCHOOL: Played for coach Barry Reade at Rich East High School helping team make back-to-back IHSA Class 5A quarterfinal playoff appearances as a junior and a senior... played both quarterback and defensive back... was All-Conference selection at quarterback as a junior...

CAREER STATISTICS FOR MILLER ...

YEAR	G/GS	ST	AT	TT	SK	TFL	Other
2015	12/2	14	12	26	0	2	---

6 -- TRAY MITCHELL

Safety • 5-11 • 186 • RS-Junior
Wentzville, Mo. (Holt)



2016 (JUNIOR): Moved to defensive side of the ball in spring and will play safety...

2015 (SOPHOMORE): Played in all 12 games at wide receiver and later in season as kickoff return specialist... had six starts at wide receiver... took over kickoff return duties at Tennessee State averaging 30 yards per return in first game at TSU... ended year with 503 yards on 21 returns for an average of 24 yards which ranked second in the OVC and 34th in the NCAA... returned a kickoff 94 yards for a touchdown at Murray State, the sixth longest kickoff return for touchdown in school history... as a wide receiver caught 13 passes for 129 yards... had season high three catches at Murray State... had season best 30 yards receiving against Jacksonville State...

2014 (RS-FRESHMAN): Appeared in ten games as a back-up wide receiver and on special teams... did not have any statistics...

2013 (FRESHMAN): Redshirted season at EIU...

HIGH SCHOOL: Played for coach Ken Moore at Holt HS... was a running back in high school... named to the St. Louis Post-Dispatch Super 30... as a senior was GAC Central Conference Offensive Player of the Year rushing for 1,157 yards with 12 touchdowns... caught five passes for 69 yards... on defense playing defensive back made 31 tackles with four tackles for loss... helped team post a 8-4 record advancing to the Missouri Class 5 playoffs... named to the Missouri Class 5-6 East Central All-District team... as a junior rushed for 862 yards and five touchdowns... had 19 catches for 239 yards and three touchdowns... averaged 20.3 yards on kick returns...

CAREER STATISTICS FOR MITCHELL ...

YEAR	G/GS	RCPTs	YDs	TDs	KOR	YDs	TD
2013			Redshirted season at EIU				
2014	10/0		Did not have any statistics				
2015	12/6	13	129	0	21	503	1

4 -- ISAIAH NELSON

Wide Receiver • 6-0 • 180 • RS-Senior
West Palm Beach, Fla. (Jupiter Christian HS / LA Pierce College)



EASTERN ILLINOIS

2015 (JUNIOR): Played in all 12 games starting 11 games at wide receiver... led team with 347 yards receiving on 22 catches... season best five catches for 62 yards against Illinois State... had 69 yards on three receptions in season opener at Western Illinois... season high 71 yards with a touchdown catch against Southeast Missouri... caught three or more passes in four contests... had two rushes with a long of two yards in FCS playoffs at Northern Iowa...

JUNIOR COLLEGE: Played two seasons of junior college football in California... played 2013 season at LA Pierce College making 32 catches for 466 yards and two touchdowns... had a season high game of four catches for 125 yards with a touchdown against Mt. San Jacinto College... played the 2012 season at Golden West College... had one reception for 48 yards... played on special teams making two tackles for one fumble recovery...

HIGH SCHOOL: Played at Jupiter Christian HS... rated a Top 40 prospect by the Sun Sentinel as a senior... finished season with 865 yards of total offense as he had 494 yards rushing, 370 yards receiving while scoring 11 touchdowns...

CAREER STATISTICS FOR NELSON ...

YEAR	G/GS	RCPTs	YDs	YDs/REC	YDs/G	TDs	LONG
2015	12/11	22	347	15.8	28.9	1	40

5 -- BRANDON NEVERDON

Running Back • 5-8 • 170 • RS-Senior
Baltimore, Md. (Calvert Hall HS / Hartnell College)



EASTERN ILLINOIS

2015 (RS-JUNIOR): Played in all 12 games at wide receiver and as a starter on special teams... had seven catches for 21 yards... opened season with three catches at Western Illinois... had seven rushes for 22 yards... rushed for 11 yards on two carries at Austin Peay... on special teams blocked a punt which resulted in a team safety at UT Martin... had one kickoff return for 10 yards at Austin Peay... had one punt return for six yards at UT Martin...

JUNIOR COLLEGE: Played 2014 season at Hartnell College in the California Junior College Association... rushed for 302 yards and two touchdowns... caught 21 passes for 295 yards and four touchdowns...

TOLEDO: Member of Toledo football team for two seasons... redshirted in 2012 and was a member of the scout team in 2013...

HIGH SCHOOL: Played running back at Calvert Hall HS... helped team post 11-1 record as a senior winning the MIAA A Conference Championship...

CAREER STATISTICS FOR NEVERDON ...

YEAR	G/GS	RCPTs	YDs	TDs	RUSH	YDs	TDs
2015	12/0	7	21	0	7	22	0

80 -- BEN ODUGBESAN

Tight End • 6-4 • 215 • Senior
Elmont, NY (Elmont HS / Nassau CC)

**EASTERN ILLINOIS**

2015 (JUNIOR): Played 11 games at tight end and as a starter on special teams... made three starts during the season at tight end... on special teams had three blocked kicks which led the Ohio Valley Conference and ranked eighth in the NCAA... had blocked kicks at Western Illinois, at Tennessee State and in FCS playoffs at Northern Iowa... caught nine passes for 120 yards at tight end... hauled in 80-yard touchdown pass at Murray State which ranked sixth on the longest touchdown passes in school history... had four

tackles on special teams...

JUNIOR COLLEGE: Played at Nassau Community College serving as a blocking tight end for a team that went 10-0 winning the Valley of the Sun NJCAA Bowl as a sophomore...

HIGH SCHOOL: Played football and lacrosse at Elmont Memorial HS...

CAREER STATISTICS FOR ODUGBESAN ...

YEAR	G/GS	RCPTs	YDs	YDs/REC	YDs/G	TDs	LONG
2015	11/3	9	120	13.3	10.9	1	80

3 -- CORNELIUS PAGE

Defensive Back • 6-1 • 175 • RS-Freshman
Camden, Ark. (Camden Fairview HS)



2015 (FRESHMAN): Redshirted 2015 season...

HIGH SCHOOL: Played for coach Mike Cox at Camden Fairview HS... earned Arkansas Class 5A All-State honors helping team advance to the state quarterfinals... had 31 catches for 351 yards and one touchdown... also served as kickoff return specialist averaging 19.4 yards per return... also an All-State track athlete placing second in the Class 5A triple jump at the state championships with a mark of 44'11.5"...

20 -- COREY PATTERSON

Wide Receiver • 5-11 • 180 • RS-Freshman
St. Louis, Mo. (Christian Brothers HS)



2015 (FRESHMAN): Enrolled at Eastern Illinois for the spring of 2015 term, redshirted 2015 season...

HIGH SCHOOL: Played at Trinity HS in St. Louis is for coach Leon Hite... earned first team Archdiocesan Athletics Association honors... had 20 receptions for 346 yards and 4 touchdowns as a senior... also spent time as a quarterback and running back... rushed for 552 yards and eight touchdowns... passed for 324 yards and four touchdowns... on defense had

16 tackles with two interceptions... played his sophomore and junior seasons at Allen HS in Texas...

15 -- JARED PILSON

Quarterback • 6-1 • 175 • RS-Sophomore
Mattoon, Ill. (Mattoon HS)



2015 (RS-FRESHMAN): Played in three games seeing time on special teams... did not record any statistics...

2014 (FRESHMAN): Redshirted season at EIU...

HIGH SCHOOL: Played for coach Troy Johnson at nearby Mattoon HS... first team All-Apollo Conference as a quarterback while also playing on defense... passed for 2,732 yards and 29 touchdowns as a senior completing 150 of 247 passes with eight interceptions... added 535 rushing yards with 12 touchdowns... helped team

post a 7-3 record advancing to the IHSA Class 4A State playoffs...

PERSONAL: father Jamie Pilson played fullback at EIU...

44 -- JOSH PRICE

Defensive Line • 6-0 • 235 • Sophomore
Marietta, Ga. (Hillgrove HS)



2015 (FRESHMAN): Played in all 12 games as a starter on special teams with kickoff unit... did not record any statistics...

HIGH SCHOOL: Played for coach Phillip Ironside at Hillgrove HS in Powder Springs... played both defensive line and middle linebacker in HS... as a senior recorded 6.5 sacks with five tackles for loss, three forced fumbles and three pass break-ups... earned All-Conference honors as a senior with team posting a 9-4 record advancing to the quarterfinals of the Georgia State Class

AAAAAA playoffs...

9 -- JERMAH RAINEY

Defensive Back • 5-9 • 175 • Senior
Charlotte, NC (Myers Park HS / Contra Costa College)

**EASTERN ILLINOIS**

2015 (JUNIOR): Played in nine games on special teams and a reserve defensive back... made eight tackles with four solo stops... had season high five tackles at Northwestern... had two tackles against Illinois State and one tackle at Murray State...

JUNIOR COLLEGE: Played at Contra Costa College helping team post 10-1 record, winning American Pacific-7 Conference Championship... had 15 tackles with one tackle for loss... had four

pass break-ups... as a freshman had 16 tackles with eight pass break-ups and one interception...

HIGH SCHOOL: Played running back and defensive back at Myers Park HS... earned second team All-Mechlenburgh Conference honors as a senior...

CAREER STATISTICS FOR RAINEY ...

YEAR	G/GS	ST	AT	TT	SK	TFL	Other
2015	9/0	4	4	8	0	0	----

86 -- JAMES SHEEHAN

Tight End • 6-3 • 210 • RS-Freshman
Flossmoor, Ill. (Homewood-Flossmoor HS)



2015 (FRESHMAN): Redshirted 2015 season...

HIGH SCHOOL: Played for coach Craig Buzea at Homewood Flossmoor HS... helped team post an 11-3 record as they lost in the IHSA Class 8A state championship game during senior year... had 29 receptions for 524 yards and six touchdowns... also served as team's punter averaging 36.6 yards per kick with a long of 60... as a junior helped team post a 9-2 record advancing to second round of IHSA Class 8A state playoffs... had 38 receptions for 725 yards and eight touchdowns as a junior... earned All-State honorable mention as a junior... named All-Southwest Suburban Blue Conference selection...

56 -- TAYLON SHEPARD

Defensive Tackle • 6-0 • 281 • RS-Sophomore
Brenham, Texas (Brenham HS)



2015 (RS-FRESHMAN): Played in nine games as a back-up defensive lineman... finished season with six tackles, two solo... season high two tackles against Illinois State and against Southeast Missouri... had two tackles for loss with one at Western Illinois and one against Southeast Missouri... recorded a half sack against SEMO...

2014 (FRESHMAN): Redshirted season at EIU...

HIGH SCHOOL: Played for coach Glen West at Brenham HS helping the team reach the Texas Class 4A State Championship game as a senior... honorable mention All-State with eight sacks and one fumble recovery during the regular season... in the state semifinal game recorded three sacks and one forced fumble... as a junior earned All-District honors... named to play in the Texas State All-Star Game...

CAREER STATISTICS FOR SHEPARD ...

YEAR	G/GS	ST	AT	TT	Sacks	TFL	Other
2014	Redshirted at EIU						
2015	9/0	2	4	6	0.5	2	----

13 -- XZAVIER SHUGARS

Defensive Back • 5-10 • 178 • RS-Freshman
Chamblee, Ga. (Chamblee HS)



2015 (FRESHMAN): Redshirted 2015 season...

HIGH SCHOOL: Played at Chamblee HS as a running back and defensive back... during junior season rushed for 908 yards and 12 touchdowns... on defense made 26 tackles with one interception... as a senior finished year with more than 2,000 all-purpose yards...

12 -- DYSAUN SMITH

Defensive Back • 5-10 • 172 • RS-Sophomore
Lake Cormorant, Miss. (Lake Cormorant HS)



2015 (RS-FRESHMAN): Played in 11 games making one start at corner back at Tennessee State... was a starter on special teams... finished year with 12 tackles including nine solo stops... season high four tackles at Austin Peay followed by three tackle performance against Southeast Missouri... had pass break-ups at Western Illinois, against Tennessee Tech and against Eastern Kentucky...

2014 (FRESHMAN): Redshirted season at EIU...

HIGH SCHOOL: Played for coach Nick Nester at Lake Cormorant HS... helped team post a 6-5 record as a senior... finished year with 45 tackles, 2 interceptions, 12 pass break-ups and one tackle for loss... had one kickoff return for touchdown going 98 yards against Oxford HS... named second team All-Region..

CAREER STATISTICS FOR SMITH ...

YEAR	G/GS	ST	AT	TT	TFL	INT	Brk-Up
2014	Redshirted at EIU						
2015	11/1	9	3	12	0	0	3

28 -- VINCE SPELLER

Safety • 6-2 • 205 • RS-Junior
Chicago, Ill. (Chicago Mount Carmel HS)



2015 (SOPHOMORE): Played in nine games starting all nine at Rover position, missed three games due to injury... finished season with 50 tackles including 27 solo stops... opened season with 12 tackles at Western Illinois followed by nine tackles at Northwestern... had a solo tackle for loss against Jacksonville State and a half tackle for loss at Austin Peay... had one forced fumble and one fumble recovery... had four pass break-ups with an interception against Southeast Missouri... blocked a kick in season opener at Western Illinois...

2014 (RS-FRESHMAN): Played in 11 games as a back-up safety and starter on special teams... had 46 tackles with 27 solo stops... 27 solo tackles ranked seventh on EIU team... season high ten tackles (7 solo) against Murray State... had four solo tackles in season opener at Minnesota... had a fumble recovery at Tennessee Tech... had a pass break-up against UT Martin... had seven tackles at Ohio...

2013 (FRESHMAN): Redshirted.

HIGH SCHOOL: Played for coach Frank Lenti at Chicago Mount Carmel HS helping team win IHSA Class 8A state championship with a 13-1 record as a senior... played defensive back and wide receiver... had three tackles with one interception in state championship game versus Glenbard North HS... on the season had 13 catches for 218 yards and two touchdowns... recorded 42 tackles with eight tackles for loss... first team All-Chicago Catholic League as a defensive back.

CAREER STATISTICS FOR SPELLER ...

YEAR	G/GS	ST	AT	TT	TFL	Brk-Up	INT	FR
2013	Redshirted at EIU							
2014	11/0	27	19	46	0	1	0	1
2015	9/9	27	23	50	1.5	4	1	1
Career	20/9	54	42	96	1.5	5	1	2

3 -- ANTHONY TAYLOR

Wide Receiver • 6-0 • 187 • RS-Senior
Wheaton, Ill. (Lombard Montini HS)



2015 (JUNIOR): Played in 11 games making five starts at wide receiver... had 23 catches for 310 yards to rank second on the team in both categories... season high four catches for 49 yards and a touchdown against Illinois State... had four catches for 33 yards at Tennessee State... ended season with 106 yards on three catches in FCS playoffs at Northern Iowa... had one rush for three yards at Tennessee State... made one tackle at UT Martin...

2014 (SOPHOMORE): Started all 12 games at wide receiver... finished season with 23 catches for 306 yards... ranked fourth on the team in receptions and third on the team in receiving yards... season high six receptions for 43 yards and one touchdown at Ohio... had other touchdown reception against Southern Illinois... season high 47 receiving yards at Eastern Kentucky... had three rushes for 16 yards... made two tackles on special teams against Southern Illinois...

2013 (RS-FRESHMAN): Appeared in all 14 games making starts in the final three regular season games... had nine catches for 90 yards... made a season high four catches for 41 yards at UT Martin... first career catch was in season opening win over FBS member San Diego State...

2012 (FRESHMAN): Redshirted season at EIU...

HIGH SCHOOL: Played for coach Chris Andriano at three time IHSA Class 5A state champion Lombard Montini HS... was team's third leading receiver as a senior catching 59 passes for 957 yards and eight touchdowns... in state championship game caught seven passes for 113 yards and a touchdown as a senior... first team All-Suburban Christian Conference...

CAREER STATISTICS FOR TAYLOR ...

YEAR	G/GS	RCPTs	YDs	YDs/REC	YDs/G	TDs	LONG
2012	Redshirted at EIU						
2013	14/3	9	90	10.0	6.4	0	19
2014	12/12	23	306	13.3	25.5	2	40
2015	11/5	23	310	13.5	28.2	1	67
Career	37/20	55	706	12.8	19.1	3	67

70 -- LOUIS VAILOPA

Offensive Line • 6-3 • 310 • Junior
Waianae, Haw. (Saint Louis HS)



2015 (SOPHOMORE): Started all 12 games at center... member of offensive line that ranked fifth in the NCAA and first in the OVC in fewest sacks allowed... offensive line allowed only nine sacks all season including no sacks in final eight games... offensive line ended season with streak of 636 consecutive plays without a sack...

2014 (FRESHMAN): Played in all 12 games starting final seven games of the season at right guard... helped block for offensive unit that ranked in the top twenty nationally in total offense and rushing offense...

HIGH SCHOOL: Played for coach Matt Wright... earned first team All-State honors as a senior at offensive guard... helped team advanced to the second round of the state playoffs... blocked for a team that had a 2,000 yard passer and two running backs over 500 yards... named second team All-ILH as a junior.

29 -- ELVEN WALKER

Defensive Back • 5-10 • 185 • RS-Junior
Wheaton, Ill. (Glenbard South HS)



2015 (JUNIOR): Played in five games with most of action on special teams... made four tackles with two at Northwestern and two against Illinois State... had one pass break-up against Illinois State... member of EIU track team running indoor and outdoor hurdles, scored points as part of OVC Indoor Championship Track team...
2014 (SOPHOMORE): Appeared in nine games playing on special teams... made five tackles with four solo stops... season high two tackles at Eastern Kentucky...

2013 (RS-FRESHMAN): Appeared in 13 games as a back-up defensive back and starter on special teams... made six tackles (three solo)... season high two tackles in overtime win at Southern Illinois... had one pass break-up at Austin Peay... member of EIU track team running indoor and outdoor hurdles...

2012 (FRESHMAN): Redshirted season at EIU...

HIGH SCHOOL: Played for coach Jeremy Cordell at Glenbard South HS... played defensive back and wide receiver for team that advance to IHSA Class 6A state playoffs in football... was also an IHSA Class 2A state track champion in the 300m hurdles... two-time All-DuPage County Spring All-Star.

CAREER STATISTICS FOR WALKER ...

YEAR	G/GS	ST	AT	TT	SK	TFL	Brk-Up	FR
2012	Redshirted at EIU							
2013	13/0	3	3	6	0	0	1	0
2014	9/0	4	1	5	0	0	0	0
2015	5/0	2	2	4	0	0	1	0
Career	27	9	6	15	0	0	2	0

99 -- KYLIN WASHINGTON

Defensive Line • 6-2 • 287 • RS-Freshman
Fort Smith, Ark. (Northside HS)



2015 (FRESHMAN): Redshirted 2015 season...

HIGH SCHOOL: Played for coach Mike Falleur at Fort Smith Northside HS... rated the No. 37 overall prospect in the state of Arkansas by 24-7 Sports.com... selected to play in the Arkansas All-Star game as a senior... named first team All-Conference as a senior...

8 -- MACK WEAVER

Defensive End • 6-5 • 255 • RS-Junior
Collierville, Tenn. (Harding Academy / Vanderbilt Univ.)

**EASTERN ILLINOIS**

2016 (JUNIOR): Moved from tight end to defensive end during spring practice...

2015 (SOPHOMORE): Transferred from Vanderbilt in the summer of 2015... played in all 12 games as a starter on special teams and three starts at tight end... had one blocked kick at Austin Peay... did not record any offensive statistics... had one kick return for 13 yards at Austin Peay...

VANDERBILT: Two year member of Vanderbilt football team... did not appear in any games in 2014... redshirted 2013 season...

HIGH SCHOOL: Played defensive end and tight end at Harding Academy... helped team post 9-3 record and advance to second round of DII-A playoffs as a senior... named All-State as a senior and Memphis Commercial Appeal "Best of Preps" honor... had 66 tackles with 8.5 sacks and 13 tackles for loss... added a pair of touchdown catches... played in two postseason games, the Offense-Defense All-American Bowl and AutoZone Liberty Bowl All-Star Game...

PERSONAL: Father Mack Weaver, Sr., played football at South Carolina State... sister Mekisha played volleyball at Jackson State...

91 -- JARVIS WILLIAMS

Defensive Line • 6-1 • 245 • RS-Senior
Greer, S.C. (Byrnes HS/Troy Univ.)



EASTERN ILLINOIS

2015 (RS-JUNIOR): Transferred to EIU in the spring of 2015... Played in all 12 games with seven starts at defensive tackle... finished season with 34 tackles, 16 solo... had one interception against Tennessee Tech which was returned 24 yards for a touchdown... had 6.5 tackles for loss and two sacks... solo sacks came at Northwestern and at UT Martin... season high nine tackles at Northwestern... had a forced fumble at Ausitn Peay...

TROY: Redshirted during the fall of 2014 at Troy...

JUNIOR COLLEGE: Played at Antelope Valley College earning Southern California Football Association All-Pacific Coast First Team honors... had 45 tackles (23 solo), four sacks, 13 tackles for loss and a forced fumble as a sophomore... during freshman year at AVC made 22 tackles with one sack and three tackles for loss...

HIGH SCHOOL: Played at Byrnes HS where he helped the team win back-to-back South Carolina 4A Division I state titles... earned second team All-Area as a senior after making 91 tackles, 17 tackles for loss and six sacks...

CAREER STATISTICS FOR WILLIAMS ...

YEAR	G/GS	ST	AT	TT	SK	TFL	Other
2015	12/7	16	18	34	2	6.5	1 INT for TD

52 -- JAYLON WINSTON

Linebacker • 6-2 • 220 • Sophomore
Bessemer, Ala. (Bessemer Academy)



2015 (FRESHMAN): Played in all 12 games as a true freshman starting on special teams and seeing time as a reserve linebacker... finished year with 12 tackles, six solo... had season high two tackles against Tennessee Tech, Murray State and UT Martin... had a half tackle for loss against Tennessee Tech... had a forced fumble at Murray State...

HIGH SCHOOL: Played for coach Josh Wright at Bessemer Academy... had 80 tackles with seven sacks and two forced fumbles as a senior... helped team post a 12-1 record as a senior losing in the Alabama AISA Class 3A State Championship game, team made two straight state championship appearances... made 104 tackles as a junior with 5.5 sacks... named second team AISA All-State as a senior...

CAREER STATISTICS FOR WINSTON ...

YEAR	G/GS	ST	AT	TT	SK	TFL	Other
2015	12	6	6	12	0	0.5	1 FF

85 -- NICK ATOYEBO

Wide Receiver • 6-0 • 170 • RS-Sophomore
Homewood, Ill. (Homewood-Flossmoor HS)



EASTERN ILLINOIS: Attended EIU in 2014 but did not play football... joined team in 2015 and used redshirt season...

HIGH SCHOOL: Earned honorable mention All-Area honors as a senior at Homewood-Flossmoor HS... helped lead team to a 9-2 record as they advanced to the second round of the IHSA Class 8A state playoffs...

62 -- TRAVIS BUCKWALTER

Offensive Line • 6-3 • 285 • Freshman
Freeport, Ill. (Freeport HS)



HIGH SCHOOL: Played for coach Aaron Wichman at Freeport HS... earned first team All-Northern Illinois Conference at both offensive line and defensive end... named honorable mention IHSA Class 6A All-State... on defense had 27 tackles with two sacks...

27 -- RAYMOND CRITTENDEN

Safety • 6-1 • 185 • Freshman
Hallandale, Fla. (Hallandale HS)



HIGH SCHOOL: Played for coach Dameon Jones at Hallandale HS... helped team advance to the Florida Class 5A state playoffs as a senior finishing year with a 10-3 record... also ran track placing fourth in Florida Class 2A state track meet in the 300m hurdles as a junior...

42 -- ANTONIO CROSBY

Linebacker • 5-10 • 210 • Freshman
Chicago, Ill. (Simeon HS)



HIGH SCHOOL: Played for coach Dante Culbreath at Simeon HS in Chicago... led a defensive unit that allowed only 13 points per game making the IHSA playoffs all four seasons... as a senior team advanced to the second round of the IHSA Class 7A state playoffs... as a junior team advanced to the IHSA Class 8A semifinals... had 91 tackles with six sacks and four forced fumbles...

46 -- SPENSER EVERSOLE

Linebacker • 6-2 • 220 • Freshman
Villa Grove, Ill. (Villa Grove HS)



HIGH SCHOOL: Played for coach Stan Wienke at nearby Villa Grove HS... led team in tackles finishing year with 145 stops... named Little Okaw Valley Conference Southeast first team... helped team advance to second round of IHSA Class 2A state playoffs... two-time Academic All-State selection... set school record for single game tackles with 28... two time All-Area by the Champaign News-Gazette...

11 -- SCOTTY GILKEY JR.

Quarterback • 6-4 • 225 • Freshman
Tulsa, Okla. (Edison HS)



HIGH SCHOOL: Played senior season at Edison HS in Tulsa, Okla... son of former EIU tight end Scott Gilkey... as a senior passed for 1,700 yards, rushed for 560 yards and scored 21 total touchdowns... rated a 3-star recruit by Rivals.com... as a junior started three games at Broken Arrow HS... played freshman season for his dad at Pawhuska HS...

5 -- IZIAH GULLEY

Safety • 6-2 • 180 • Freshman
Camden, Ark. (Camden Fairview HS)



HIGH SCHOOL: Played for coach Mike Cox at Camden Fairview HS... finished senior season with 58 total tackles (38 solo)... had three forced fumbles, one tackle for loss and one interception... helped team advance to Class 5A state playoffs as a senior...

68 -- LUTHER HARRIS

Offensive Line • 6-6 • 350 • Freshman
Oklahoma City, Okla. (Heritage Hall HS)



HIGH SCHOOL: Played offensive tackle for coach Brett Bogert at Heritage Hall HS... helped pave the way for back-to-back Oklahoma Class 3A state championships... four-year starter... rated Top 30 prospect in the state by The Oklahoman... first team All-State... blocked for an offense that averaged 51.7 points per game during senior year... earned MVP honors of EastBay Youth All-American Bowl as a freshman...

3 -- JULIAN HESS

Defensive Back • 6-2 • 175 • Freshman
Champaign, Ill. (Centennial HS)



HIGH SCHOOL: Played for head coach Lekevie Johnson at Centennial HS... played on both sides of the ball but will move to defense at the college level... had 28 catches for 571 yards and seven touchdowns as a senior during the regular season... helped team advance to the IHSA Class 6A state playoffs... added 42 tackles on defense as a senior...

35 -- COLE HOOVER

Tight End • 6-4 • 235 • Freshman
Charleston, Ill. (Charleston HS)



HIGH SCHOOL: Played for coaches Tim Hogan and Brian Halsey at Charleston HS... son of late EIU offensive line coach Jeff Hoover... played both tight end and linebacker at CHS earning second team All-Apollo Conference honors at linebacker as a senior... led CHS with 62 tackles as a senior...

36 -- JACOB IVEY JR

Wide Receiver • 6-4 • 230 • Freshman
Memphis, Tenn. (Germantown HS)



HIGH SCHOOL: Played for coach Chris Smith at Germantown HS in the Memphis, Tenn. area... also played standout basketball players... member of AAU Division II National Championship team during summer...

26 -- JORDAN JACKSON

Defensive Back • 6-0 • 165 • Freshman
Blytheville, Ark. (Blytheville HS)



HIGH SCHOOL: Played for coach Ben Fisher at Blytheville HS... was a lock down corner that earned 5A East All-Conference honors three times... helped team advance to Arkansas Class 5A playoffs... as a senior had 38 tackles with 14 pass break-ups and one interception... added five rushes for 128 yards... advanced to state track meet in the 4x100 relay as a junior...

57 -- MARKELL JEFFERSON

Linebacker • 6-1 • 230 • Freshman
Chicago, Ill. (Solorio Academy)



HIGH SCHOOL: Played for coach Matt Lawson at Eric Solorio Academy... led team to second round of the IHSA Class 5A State playoffs as a senior finishing with a 6-5 record... varsity letter winner in basketball and track...

19 -- ROBBIE LOFTON

Wide Receiver • 6-3 • 181 • Freshman
Lexington, Ky. (Tates Creek HS)



HIGH SCHOOL: Played for coach Antonie Sims at Tates Creek HS in Lexington, Ky... earned first team All-City honors as a senior... selected to play in the Best of the Bluegrass All-Star game as a senior... hauled in 30 passes for 459 yards and nine touchdowns as a senior... helped team advanced to the Kentucky Class 6A state playoffs...

8 -- BUD MARTIN

Quarterback • 6-0 • 214 • RS-Sophomore
Ft. Lauderdale, Fla. (Dillard HS / Florida International Univ.)



Transferred to Eastern Illinois in January of 2016 and participated in spring practice with the Panthers...

FLORIDA INTERNATIONAL: Redshirted 2014 season at FIU and did not see any game action as a redshirt freshman in 2015 season...

HIGH SCHOOL: Played for coach Lorenzo Davis at Dillard HS in Ft. Lauderdale... earned an invite to the US 2012 Army All-American Underclassman combine... finished in the top three at the U.S. Army Junior Combine in San Antonio, Texas in 2013... finished in the top five at the Chicago Regional Elite 11 out of 100 quarterbacks to go along with winning the Golden Gun Accuracy Award... playing quarterback for the first time as a junior passed for 1,500 yards and 14 touchdowns... as a senior led team to a District Title and second round of the Florida Class 6A state playoffs...

24 -- DARSHON McCULLOUGH

Running Back • 5-9 • 173 • Freshman
Chicago, Ill. (Marist HS)



HIGH SCHOOL: Played for coach Pat Dunne at Marist HS in Chicago... rushed for 614 yards and eight touchdowns averaging 5.0 yards per carry as a senior... split time at wide receiver hauling in 69 passes for 1,116 yards and 12 touchdowns... led team in all-purpose yard at 133.1 yards per game... had two 100-yard rushing games and five 100-yard receiving games with one game at 209 yards... helped team reach IHSA Class 8A State Championship game as a senior finishing year with a 9-4 record... caught six passes for 113 yards in championship....

60 -- AARON MILLER

Offensive Line • 6-5 • 280 • Freshman
Honolulu, Haw. (St. Louis Prep)



HIGH SCHOOL: Played offensive guard for coach Cal Lee at St. Louis Prep HS... former teammate of current EIU offensive lineman Louis Vailopa... helped team advance to the Hawai'i Division I state championship game as a senior... earned second team ILH Division I honors... played in Life Champion Senior Bowl...

71 -- JASON MITCHELL

Offensive Line • 6-6 • 330 • Freshman
Indianapolis, Ind. (Warren Central HS)



HIGH SCHOOL: Played for coach Jayson West at Warren Central HS... blocked for offense that averaged 210 yards rushing and 190 yards passing per game... team went 8-4 during senior season advancing to the Indiana Class 6A state quarterfinals... earned honorable mention All-Central Indiana honors...

88 -- SHAWN MITCHELL JR

Wide Receiver • 6-0 • 178 • RS-Senior
Matteson, Ill. (Rich Central HS / Southern Illinois Univ.)



EASTERN ILLINOIS: Transferred to EIU in the summer of 2015... sat out 2015 season as a redshirt due to NCAA transfer rules...

SOUTHERN ILLINOIS: Attended SIU for two years playing in five games as a true freshman in 2012... saw action in three games as a junior in 2014... attended John A. Logan College during 2013 sophomore football season, did not play football...

HIGH SCHOOL: Played at Rich Central HS... named Chicagoland All-Area as a senior... three-time All-Southland Conference selection... had 2,459 receiving yards, 23 touchdowns and 102 pass receptions during prep career... named four-star recruit by 247sports.com... named a top five receiver in the state of Illinois as a senior by Rivals.com...

Misc.: Mother Cheryl played basketball at Bradley University...

39 -- CHIBUIKE NWUDA

Defensive End • 6-0 • 240 • Junior
Upland, Calif. (La Verne Damian HS / San Bernardino Valley College)



JUNIOR COLLEGE: Played two seasons at San Bernardino Valley College... as a sophomore made 59 tackles with 19 tackles for loss and 13 sacks... added two interceptions with one returned for a touchdown... led team to a 9-2 record and American Division-Mountain Conference title... named second team All-Conference after ranking sixth in the California JUCO League in sacks... had 20 tackles with three sacks as a freshman... picked off one pass and returned it 40 yards for a touchdown...

HIGH SCHOOL: Played at La Verne Damian HS... named team captain as a senior... named Defensive Line MVP at the National Underclassmen Combine...

48 -- DAVID OWENS

Defensive End • 6-5 • 245 • RS-Junior
Baltimore, Md. (City HS / Ventura College)



JUNIOR COLLEGE: Played two seasons at Ventura College... as a sophomore made 42 tackles with 4.5 tackles for loss and two sacks playing linebacker... during freshman season played defensive line finishing year with 26 tackles with 6.5 tackles for loss and two sacks... picked off one pass and returned it for a touchdown...

HAMPTON UNIVERSITY: Redshirted 2013 season at Hampton University...

HIGH SCHOOL: Played at Baltimore City HS... was named a BTC All-Star as a junior and senior... played in the Crab Bowl as a senior... played three years of basketball and lacrosse...

65 -- AARON SANDERS

Defensive Line • 6-0 • 225 • Freshman
Chicago, Ill. (King HS)



HIGH SCHOOL: Played for coach Lonnie Williams at Martin Luther King HS in Chicago... helped team advance to the second round of the IHSA Class 5A state playoffs as a senior...

58 -- ALEX SMITH

Defensive End • 6-2 • 230 • Freshman
Pompano Beach, Fla. (Blanche Ely HS)



HIGH SCHOOL: Played for coach Nakia Jenkins at Blanche Ely HS in Pompano Beach, Fla... began career as a running back switching to defensive end as a senior... earned honorable mention All-Broward County honors as a senior...

47 -- DERREK TIBURZI

Linebacker • 511 • 215 • R-So
Gillespie, Ill. (Gillespie HS)



EASTERN ILLINOIS: Attended EIU in 2014 but was not a member of Panther football team... member of team in 2015 but did not see any action in games...

HIGH SCHOOL: First team All-South Central Conference as a running back and linebacker during senior season playing for coach Don Borgini at Gillespie HS... led team to IHSA Class 2A state quarterfinals finishing season with a 10-2 record... recorded more than 200 tackles and rushed for more than 1,200 yards in prep career...

92 -- INOKE TUAI

Defensive Line • 6-2 • 285 • RS-Junior
Oakland, Calif. (Skyline HS / Snow College)



JUNIOR COLLEGE: Attended Snow College in Ephraim, Utah for two years... helped team finish season with a 10-1 record and No. 2 NJCAA national ranking as a sophomore... finished the season with ten tackles including 2.5 sacks and one pass break-up... redshirted the 2014 season... played in nine games in 2013 making 11 tackles with four tackles for loss and one forced fumble...

HIGH SCHOOL: Played football at Skyline HS in Oakland...

66 -- DREW WALEGA

Offensive Line • 6-6 • 275 • Freshman
Chicago, Ill. (St. Rita HS)



HIGH SCHOOL: Played for coach Todd Kuska at Chicago St. Rita HS... helped team advance to IHSA Class 7A playoffs a junior... big, physical offensive lineman that played tackle...

21 -- MARK WILLIAMS

Defensive Back • 6-0 • 160 • Freshman
Ft. Lauderdale, Fla. (St. Thomas Aquinas HS)



HIGH SCHOOL: Played for coach Roger Harriott at St. Thomas Aquinas HS... son of former NFL corner back Darryl Williams... helped team win back-to-back Florida Class 7A State Championship as a junior and senior with team going 27-2... had 30 solo tackles as a senior with six pass break-ups and two interceptions... earned honorable mention All-Broward County as a senior...

50 -- SEAN WILLIAMS

Linebacker • 6-2 • 225 • Freshman
Chicago, Ill. (Morgan Park HS)



HIGH SCHOOL: Played for coach Terry Atkins at Morgan Park HS in Chicago... helped team advance to IHSA Class 6A state playoffs as a senior... led team with 118 tackles despite missing two games... as a junior played season with soft cast on broken left arm registering 89 tackles, 8.5 sacks, two forced fumbles and a blocked punt...

2016 NEW PLAYERS ENTERING FALL CAMP**90 -- KHALIFF ALAO**

Defensive Line • 6-1 • 265 • Sophomore
Chicago, Ill. (Brooks Prep / Lincoln (Mo.) Univ.)



Transferred to EIU in summer of 2016 from NCAA Division II Lincoln (Mo.) University and will sit out season due to NCAA Transfer rules...

LINCOLN UNIV.: Played one season at Lincoln Univ... appeared in three games making two tackles...

HIGH SCHOOL: Four year varsity player at Chicago Brooks Prep... led team in tackles for loss, sacks and forced fumbles as a senior.. was second on the team in total tackles and solo tackles... All-Conference at defensive tackle... also played linebacker and fullback...

33 -- CHRISTOPHER ANDERSON

Running Back • 5-10 • 195 • RS-Junior
Hemet, Calif. (West Valley HS / Riverside CC)



JUNIOR COLLEGE: Played two seasons at Riverside CC in California... helped team post a 10-2 record as a freshman in 2014 rushing for 581 yards in 12 games with six touchdowns... season high 182 yards and two scores in state semifinal game versus Ventura College... during sophomore season played in only final six games rushing for 524 yards and three touchdowns... season high was 96 yards...

HIGH SCHOOL: Played three varsity seasons at West Valley HS in Hemet, Calif., rushing for close to 1,000 yards in each season... finished prep career with 3,295 career yards and 34 touchdowns... season high rushing total was 1,304 yards during junior year...

96 -- TERRELL GREER

Defensive Line • 5-10 • 255 • Freshman
Chicago, Ill. (Mt. Carmel HS)



HIGH SCHOOL: Played at Chicago Mount Carmel HS for coach Frank Lenti... blocked point after attempt as a senior in 7-6 win over St. Rita that propelled high school to the Chicago Prep Bowl game... finished season with 41 tackles including 14 tackles for loss... named All-Area by Daily Southtown as a senior...

40 -- MICHAEL HOLLINGSBED

Defensive Back • 6-1 • 185 • RS-Freshman
Bellwood, Ill. (Lombard Montini Catholic HS)



Attended EIU for 2015-16 academic year but did not play football...

HIGH SCHOOL: Earned first team All-Catholic League honors playing at Lombard Montini Catholic HS in Chicago area... helped team post a 10-4 record as a senior finishing year with 59 tackles and two interceptions... team lost in IHSA Class 5A state finals during senior year...

55 -- DAVID JOHNSON

Defensive End • 6-1 • 250 • RS-Junior
Lithonia, Ga. (Lithonia HS / Univ. of South Carolina)



Transferred from the University of South Carolina during the summer of 2016...

SOUTH CAROLINA

2015 (SOPHOMORE): Played in ten games with three starts in the middle portion of the season... finished the season with 20 tackles and 1.5 tackles for loss... had four tackles and one tackle for loss against No. 7 LSU... recorded half tackle for loss against Missouri... had one quarterback hurry against Central Florida...

2014 (RS-FRESHMAN): Played in nine games starting the last five games of the regular season... played in each of the first four games, then suffered an injury at Vanderbilt that forced him to miss games versus Missouri, Kentucky and Furman... made first career start at Auburn, collecting three tackles... made a career-high five tackles against Florida... added four stops against Clemson... did not play in the Independence Bowl after suffering an in the week prior to the game during practice... finished season with 16 tackles and one tackle for loss...

2013 (FRESHMAN): Redshirted season after moving from linebacker to defensive end...

HIGH SCHOOL: Played for coach Marcus Jelks at Lithonia HS... as a senior recorded 109 tackles including 20 tackles for loss and 11 sacks... named first-team Class AAAA all-state by the Atlanta Journal Constitution... played in the Offense-Defense All-American Bowl following as a senior... had 94 tackles including 15 tackles for loss and seven sacks with three forced fumbles as a junior... notched 105 tackles with 10 sacks as a sophomore... earned All-DeKalb County honors... a three-star prospect who was considered the 30th-best player in the state and the 29th-best outside linebacker in the country, according to Rivals... a three-star prospect and the 62nd-best defensive end in the country by Scout... a three-star prospect, the 37th-best player in the state, and the 17th-best weakside defensive end in the country by 247Sports... a three-star prospect, the 24th-best outside linebacker and an All-Southeast Region pick by PrepStar...

64 -- LEJAMES MILTON

Offensive Line • 6-3 • 300 • Junior
Phoenix, Ariz. (Goldwater HS / Glendale CC)



JUNIOR COLLEGE: Played two seasons at Glendale CC in Arizona... as a sophomore team averaged 19 points per game averaging 280.5 yards per contest... as a freshman helped team post a 5-5 record averaging 31.8 points per game and 389.2 yards per game...

HIGH SCHOOL: Played at Goldwater HS in Phoenix, Ariz... played offense and defense in high school... on defense had 78 tackles with 20 career sacks and five forced fumbles...

23 -- TYREE STONE-DAVIS

Defensive Back • 6-3 • 200 • Graduate
Philadelphia, Pa. (Mastbaum Area HS / Western Michigan Univ.)



Transferred from Western Michigan University in summer of 2016 and will attend graduate school...

WESTERN MICHIGAN: Played two seasons at Western Michigan (2014 & 2015)... appeared in four games on special teams during the 2014 season and did not record any statistics... played in four games in 2015 making one tackle...

JUNIOR COLLEGE: Attended LA Pierce College in California... was a three-star recruit at corner back... made 18 tackles with two tackles for loss and six pass break-ups in 2012 helping team win 2012 Patriotic Bowl over Mt. San Jacinto College... redshirted 2013 season...

HIGH SCHOOL: Was an All-City selection at defensive back playing at Mastbaum Area HS...

Misc.: Twin brother Tyrin Stone-Davis played wide receiver at LA Pierce College and University of Illinois... will attend Eastern Illinois and play football in 2016...

2 -- TYRIN STONE-DAVIS

Wide Receiver • 6-3 • 200 • Graduate
Philadelphia, Pa. (Mastbaum Area HS / Univ. of Illinois)



Transferred from University of Illinois in summer of 2016 after completing undergraduate degree...

ILLINOIS: Played two seasons at Illinois (2014 and 2015)... in 2015 appeared in one game but did not record any statistics... in 2014 played in four games against Iowa, Texas State, Washington and Western Kentucky but did not record any statistics...

JUNIOR COLLEGE: Attended LA Pierce College in California for two years... played in nine games in 2012 helping team win 2012 Patriotic Bowl Championship over Mt. San Jacinto College... had 437 receiving yards and five touchdowns during freshman season... ranked the No. 56 player in the nation by 247Sports composite JUCO rankings... four-star recruit by 247Sports and three-star recruit by ESPN.com, Rivals and Scout... redshirted 2013 season...

HIGH SCHOOL: Played at Mastbaum Area HS in Philadelphia... set school records with 31 receptions for 769 yards and eight touchdowns as a senior... earned All-City honors... on defense had three interceptions...

Misc.: Twin brother Tyree played at LA Pierce College and then two years at Western Michigan before joining Eastern Illinois for 2016 season...

6 -- DENNIS TURNER

Wide Receiver • 6-0 • 175 • Junior
Ft. Lauderdale, Fla. (Dillard HS / Florida International Univ.)



Transferred from Florida International University during the summer of 2016...

FLORIDA INTERNATIONAL

2015 (SOPHOMORE): Appeared in 11 games for FIU... recorded 11 catches for 153 yards and two touchdowns... averaged 13.9 yards-per-catch and 13.9 yards-per-game... grabbed second touchdown of the season on a 64-yard reception versus N.C. Central (9/19)... caught two passes for 72 yards versus the NCCU... recorded first-career touchdown with a 28-yard

reception at Indiana (9/12)... caught a career-high six passes for 58 yards versus the Hoosiers...

2014 (FRESHMAN): Appeared in all 12 games for FIU, making one start... recorded 11 catches for 89 yards... averaged 8.1 yards-per-catch... grabbed two receptions for 21 yards versus Middle Tennessee (11/15) while making first-collegiate start... caught two passes versus Louisville (9/20)... had two receptions for 23 yards in FIU debut versus Bethune-Cookman (8/30).

HIGH SCHOOL: Played at Dillard HS in Ft. Lauderdale, Fla... recorded over 1,100 receiving yards and 14 touchdowns to lead team to the Region 4-6A quarterfinals in 2013... rated the 85th best receiver nationally by ESPN.com and the 135th best player in the state of Florida... rated the No. 28 prospect in the Sun Sentinel Broward County Recruiting Rankings...

32 -- JAVON TURNER

Wide Receiver • 5-10 • 180 • RS-Sophomore
Downers Grove, Ill. (Downers Grove South HS / Penn State Univ.)



Transferred from Penn State University in the summer of 2016...

PENN STATE: Member of Penn State football program for two seasons (2014 & 2015)... redshirted at Penn State in 2014... member of scout team in 2015, did not see action in any games...

HIGH SCHOOL: Played for coach Mark Molinari at Downers Grove South HS... as a senior hauled in 30 passes for 903 yards... earned first team All-Area as a senior... named first first team All-West Suburban Conference as a junior and senior... also lettered in track and basketball...

63 -- NICK WILSON

Punter • 6-0 • 165 • RS-Junior
Charleston, Ill. (Charleston HS)



Attended Eastern Illinois for three years but was not a member of football team...

HIGH SCHOOL: Played for coach Brian Halsey at local Charleston HS... helped team post a 9-2 record during senior year including winning Apollo Conference Championship... made 47 of 58 point after attempts and was 2-of-2 on field goal attempts... averaged 53.4 yards per kickoff and 38.2 yards per punt...

2015 FINAL STATISTICS

45

2015 EIU PANTHERS FOOTBALL EASTERN ILLINOIS Game Results All games

Date	Opponent	Score	Overall Record	Ohio Valley Record	Time	Attend
----	-----	-----	-----	-----	-----	-----
Sep 3, 2015	at Western Illinois	5-33 L	0- 1- 0	0- 0- 0	3:40	5,985
Sep 12, 2015	at Northwestern	0-41 L	0- 2- 0	0- 0- 0	2:51	29,131
Sep 19, 2015	#5 ILLINOIS STATE	31-34 Lot	0- 3- 0	0- 0- 0	3:25	8,104
* Oct 3, 2015	at Austin Peay	W 40-16	1- 3- 0	1- 0- 0	3:24	2,531
* Oct 10, 2015	SOUTHEAST MISSOURI	W 33-28	2- 3- 0	2- 0- 0	3:30	7,911
* Oct 17, 2015	at Tennessee State	W 25-22 ot	3- 3- 0	3- 0- 0	3:42	22,144
* Oct 24, 2015	TENNESSEE TECH	W 51-20	4- 3- 0	4- 0- 0	3:19	6,713
* Oct 31, 2015	at Murray State	W 34-20	5- 3- 0	5- 0- 0	2:59	2,108
* Nov 7, 2015	#1 JACKSONVILLE STATE	3-24 L	5- 4- 0	5- 1- 0	3:04	4,221
* Nov 14, 2015	at UT Martin	W 23-21	6- 4- 0	6- 1- 0	3:16	3,761
* Nov 21, 2015	#23 EASTERN KENTUCKY	W 21-7	7- 4- 0	7- 1- 0	3:27	1,438
+ Nov 28, 2015	at #14 Northern Iowa	17-53 L	7- 5- 0	7- 1- 0	3:25	7,062

* indicates Ohio Valley Conferece game

2015 EASTERN ILLINOIS STARTERS

OPPONENT	WR	TE/WR	RT	RG	C	LG	LT	WR	TE	RB	QB
Western Illinois	Mitchell	A. Taylor	Kanz	S. Taylor	Vailopa	Askin	Lowery	Nelson	Bounds	Little	Whilow
Northwestern	Mitchell	A. Taylor	Kanz	S. Taylor	Vailopa	Askin	Lowery	Nelson	Odugbesan	Church	Whitlow
Illinois State	Mitchell	A. Taylor	Kanz	Callaway	Vailopa	Askin	Lowery	Nelson	Odugbesan	Church	Whitlow
Austin Peay	Kwiatkowski	Weaver	Kanz	S. Taylor	Vailopa	Askin	Lowery	Nelson	Bounds	Church	Whitlow
SE Missouri	Mitchell	Little	Kanz	S. Taylor	Vailopa	Askin	Lowery	Nelson	Bounds	Church	Whitlow
Tennessee St	Mitchell	Gossage	Kanz	S. Taylor	Vailopa	Askin	Lowery	Nelson	Odugbesan	Seymour	Whitlow
Tennessee Tech	Gooch	Gossage	Kanz	S. Taylor	Vailopa	Askin	Lowery	Nelson	Bounds	Church	Whitlow
Murray State	Mitchell	Brooks	Kanz	S. Taylor	Vailopa	Askin	Lowery	Nelson	Bounds	Church	Whitlow
Jacksonville St.	Brooks	Weaver	Kanz	S. Taylor	Vailopa	Askin	Lowery	Nelson	Bounds	Church	Whitlow
UT Martin	Brooks	Weaver	Kanz	Callaway	Vailopa	Askin	Lowery	Little	Bounds	Church	Whitlow
Eastern Ky.	Brooks	A. Taylor	Kanz	S. Taylor	Vailopa	Askin	Lowery	Nelson	Bounds	Church	Whitlow
Northern Iowa	Brooks	A. Taylor	Kanz	S. Taylor	Vailopa	Askin	Lowery	Nelson	Gossage	Church	Whitlow

OPPONENT	DE	NG	DT	WOLF	LB	LB	HUSKIE	CB	ROVER	FS	CB
Western Illinois	Coronado	Williams	Fanti	Delphonse	McDonald	Grugier-Hill	Goodman	Johnson	Speller	Dewberry	Standifer
Northwestern	Williams	Chism	Fanti	Delphonse	McDonald	Grugier-Hill	Goodman	Johnson	Speller	Dewberry	Chatman
Illinois State	Coronado	Williams	Fanti	Delphonse	McDonald	Grugier-Hill	Julius	Johnson	Speller	Dewberry	Chatman
Austin Peay	Coronado	Williams	Fanti	Delphonse	McDonald	Grugier-Hill	Goodman	Johnson	Speller	Wickliffe	Chatman
SE Missouri	Coronado	Williams	Fanti	Delphonse	McDonald	Grugier-Hill	Dewberry	Johnson	Speller	Wickliffe	Chatman
Tennessee St	Coronado	Arkadie	Fanti	Delphonse	McDonald	Grugier-Hill	Dewberry	Smith	Miller	Wickliffe	Julius
Tennessee Tech	Coronado	Williams	Fanti	Delphonse	McDonald	Grugier-Hill	Dewberry	Johnson	Miller	Wickliffe	Chatman
Murray State	Coronado	Chism	Fanti	Delphonse	McDonald	Grugier-Hill	Dewberry	Johnson	Speller	Wickliffe	Chatman
Jacksonville St.	Coronado	Chism	Fanti	Delphonse	McDonald	Grugier-Hill	Dewberry	Johnson	Speller	Wickliffe	Chatman
UT Martin	Coronado	Chism	Fanti	Delphonse	McDonald	Horne	Dewberry	Johnson	Goodman	Wickliffe	Chatman
Eastern Ky.	Coronado	Chism	Fanti	Delphonse	McDonald	Horne	Dewberry	Johnson	Speller	Wickliffe	Chatman
Northern Iowa	Williams	Chism	Fanti	Delphonse	McDonald	Grugier-Hill	Dewberry	Johnson	Speller	Wickliffe	Chatman

Team Statistics	EIU	OPP
SCORING	283	319
Points Per Game	23.6	26.6
Points Off Turnovers	67	82
FIRST DOWNS	214	224
Rushing	111	109
Passing	86	93
Penalty	17	22
RUSHING YARDAGE	2079	2097
Yards gained rushing	2406	2470
Yards lost rushing	327	373
Rushing Attempts	500	538
Average Per Rush	4.2	3.9
Average Per Game	173.2	174.8
TDs Rushing	20	18
PASSING YARDAGE	1992	2265
Comp-Att-Int	178-350-16	185-369-19
Average Per Pass	5.7	6.1
Average Per Catch	11.2	12.2
Average Per Game	166.0	188.8
TDs Passing	11	13
TOTAL OFFENSE	4071	4362
Total Plays	850	907
Average Per Play	4.8	4.8
Average Per Game	339.2	363.5
KICK RETURNS: #-Yards	48-951	43-767
PUNT RETURNS: #-Yards	17-203	24-243
INT RETURNS: #-Yards	19-246	16-442
KICK RETURN AVERAGE	19.8	17.8
PUNT RETURN AVERAGE	11.9	10.1
INT RETURN AVERAGE	12.9	27.6
FUMBLES-LOST	23-8	29-12
PENALTIES-Yards	98-816	73-594
Average Per Game	68.0	49.5
PUNTS-Yards	78-2723	64-2416
Average Per Punt	34.9	37.8
Net punt average	30.3	32.4
KICKOFFS-Yards	58-3206	66-3846
Average Per Kick	55.3	58.3
Net kick average	38.6	38.6
TIME OF POSSESSION/Game	28:24	31:36
3RD-DOWN Conversions	54/178	68/206
3rd-Down Pct	30%	33%
4TH-DOWN Conversions	8/24	15/31
4th-Down Pct	33%	48%
SACKS BY-Yards	26-161	9-65
MISC YARDS	0	0
TOUCHDOWNS SCORED	36	38
FIELD GOALS-ATTEMPTS	10-16	19-26
ON-SIDE KICKS	0-0	0-2
RED-ZONE SCORES	(29-39) 74%	(35-52) 67%
RED-ZONE TOUCHDOWNS	(22-39) 56%	(20-52) 38%
PAT-ATTEMPTS	(31-33) 94%	(32-34) 94%
ATTENDANCE	28387	72722
Games/Avg Per Game	5/5677	7/10389
Neutral Site Games		0/0

Score by Quarters	1st	2nd	3rd	4th	OT	Total
Eastern Illinois	77	75	61	67	3	283
Opponents	43	110	79	84	3	319

Rushing	gp	att	gain	loss	net	avg	td	lg	avg/g
CHURCH, Devin	12	167	783	40	743	4.4	9	42	61.9
WHITLOW, Jalen	12	132	645	133	512	3.9	2	42	42.7
LITTLE, Shepard	11	93	467	32	435	4.7	6	41	39.5
HARRISON, Malik	11	23	250	11	239	10.4	2	83	21.7
SEYMOUR, Jerron	8	39	115	15	100	2.6	0	14	12.5
BROOKS, James	6	9	58	2	56	6.2	0	17	9.3
GREEN, Austin	12	8	31	8	23	2.9	0	11	1.9
NEVERDON, Brandon	12	7	25	3	22	3.1	0	14	1.8
GOOCH, Aaron	11	2	16	0	16	8.0	0	8	1.5
TAYLOR, Scott	11	0	12	0	12	0.0	1	0	1.1
MITCHELL, Tray	12	2	8	4	4	2.0	0	8	0.3
TAYLOR, Anthony	11	1	3	0	3	3.0	0	3	0.3
PENDERGRASS, Trey	12	1	0	4	-4	-4.0	0	0	-0.3
NELSON, Isaiah	12	2	2	7	-5	-2.5	0	2	-0.4
BERNIER, Mike	12	2	-9	4	-13	-6.5	0	1	-1.1
TEAM	11	12	0	64	-64	-5.3	0	0	-5.8
Total	12	500	2406	327	2079	4.2	20	83	173.2
Opponents	12	538	2470	373	2097	3.9	18	74	174.8

Passing	gp	effic	comp-att-int	pct	yds	td	lg	avg/g
WHITLOW, Jalen	12	101.93	171-330-14	51.8	1909	10	80	159.1
GREEN, Austin	12	78.22	5-16-1	31.2	74	1	33	6.2
BERNIER, Mike	12	50.00	1-2-0	50.0	0	0	0	0.0
KWIATKOWSKI, Jack	12	-200.00	0-1-1	0.0	0	0	0	0.0
BROOKS, James	6	175.60	1-1-0	100.0	9	0	9	1.5
Total	12	99.89	178-350-16	50.9	1992	11	80	166.0
Opponents	12	103.02	185-369-19	50.1	2265	13	61	188.8

Receiving	gp	no.	yds	avg	td	lg	avg/g
CHURCH, Devin	12	36	254	7.1	2	29	21.2
TAYLOR, Anthony	11	23	310	13.5	1	67	28.2
NELSON, Isaiah	12	22	347	15.8	1	40	28.9
BOUNDS, Addison	12	17	274	16.1	4	65	22.8
LITTLE, Shepard	11	15	120	8.0	0	53	10.9
MITCHELL, Tray	12	13	129	9.9	0	23	10.8
GOSSAGE, Paul	9	10	159	15.9	1	33	17.7
ODUGBESAN, Ben	11	9	120	13.3	1	80	10.9
BROOKS, James	6	9	109	12.1	1	33	18.2
GOOCH, Aaron	11	7	76	10.9	0	20	6.9
NEVERDON, Brandon	12	7	21	3.0	0	9	1.8
PENDERGRASS, Trey	12	4	40	10.0	0	12	3.3
HARRISON, Malik	11	3	13	4.3	0	5	1.2
SEYMOUR, Jerron	8	2	3	1.5	0	3	0.4
KWIATKOWSKI, Jack	12	1	17	17.0	0	17	1.4
Total	12	178	1992	11.2	11	80	166.0
Opponents	12	185	2265	12.2	13	61	188.8

Punt Returns	no.	yds	avg	td	lg
LITTLE, Shepard	9	103	11.4	0	37
BROOKS, James	4	67	16.8	0	32
DRAPER, Johnathan	1	6	6.0	0	0
WEAVER, Mack	1	4	4.0	0	0
NEVERDON, Brandon	1	6	6.0	0	0
ODUGBESAN, Ben	1	17	17.0	0	0
Total	17	203	11.9	0	37
Opponents	24	243	10.1	1	42

Interceptions	no.	yds	avg	td	lg
WICKLIFFE, Jourdan	5	89	17.8	0	78
CHATMAN, Dylan	4	0	0.0	0	0
DEWBERRY, Bradley	4	9	2.2	0	6
McDONALD, Seth	2	27	13.5	1	20
SPELLER, Vince	1	19	19.0	0	19
CORONADO, Thomas	1	45	45.0	1	45
WILLIAMS, Jarvis	1	24	24.0	1	24
GRUGIER-HILL, Kamu	1	33	33.0	0	33
Total	19	246	12.9	3	78
Opponents	16	442	27.6	6	71

Kick Returns	no.	yds	avg	td	lg
MITCHELL, Tray	21	503	24.0	1	94
CHURCH, Devin	17	357	21.0	0	36
GUNTER, Mike	3	28	9.3	0	10
LITTLE, Shepard	2	37	18.5	0	21
NEVERDON, Brandon	2	10	5.0	0	10
GOOCH, Aaron	1	7	7.0	0	7
ODUGBESAN, Ben	1	-4	-4.0	0	0
WEAVER, Mack	1	13	13.0	0	13
Total	48	951	19.8	1	94
Opponents	43	767	17.8	0	71

Fumble Returns	no.	yds	avg	td	lg
HORNE, Nick	1	62	62.0	1	62
Total	1	62	62.0	1	62
Opponents	1	11	11.0	0	11

Scoring	td	fg	PAT				dxp	saf	pts
			kick	rush	rcv	pass			
CHURCH, Devin	11	-	-	-	-	-	-	-	66
BRUNO, Nick	-	10-16	31-32	-	-	-	-	-	61
LITTLE, Shepard	6	-	-	-	-	-	-	-	36
BOUNDS, Addison	4	-	-	-	1	-	-	-	26
WHITLOW, Jalen	2	-	-	-	-	1-2	-	-	12
HARRISON, Malik	2	-	-	-	-	-	-	-	12
TAYLOR, Anthony	1	-	-	-	-	-	-	-	6
NELSON, Isaiah	1	-	-	-	-	-	-	-	6
GOSSAGE, Paul	1	-	-	-	-	-	-	-	6
TAYLOR, Scott	1	-	-	-	-	-	-	-	6
MITCHELL, Tray	1	-	-	-	-	-	-	-	6
BROOKS, James	1	-	-	-	-	-	-	-	6
ODUGBESAN, Ben	1	-	-	-	-	-	-	-	6
WILLIAMS, Jarvis	1	-	-	-	-	-	-	-	6
CORONADO, Thomas	1	-	-	-	-	-	-	-	6
McDONALD, Seth	1	-	-	-	-	-	-	-	6
HORNE, Nick	1	-	-	-	-	-	-	-	6
TEAM	-	-	0-1	-	-	-	-	1	2
DEWBERRY, Bradley	-	-	-	-	-	-	1	-	2
GREEN, Austin	-	-	-	0-1	-	-	-	-	0
Total	36	10-16	31-33	0-1	1	1-2	1	1	283
Opponents	38	19-26	32-34	0-2	-	0-2	-	1	319

Total Offense	g	plays	rush	pass	total	avg/g
WHITLOW, Jalen	12	462	512	1909	2421	201.8
CHURCH, Devin	12	167	743	0	743	61.9
LITTLE, Shepard	11	93	435	0	435	39.5
HARRISON, Malik	11	23	239	0	239	21.7
SEYMOUR, Jerron	8	39	100	0	100	12.5
GREEN, Austin	12	24	23	74	97	8.1
BROOKS, James	6	10	56	9	65	10.8
NEVERDON, Brandon	12	7	22	0	22	1.8
GOOCH, Aaron	11	2	16	0	16	1.5
TAYLOR, Scott	11	0	12	0	12	1.1
MITCHELL, Tray	12	2	4	0	4	0.3
TAYLOR, Anthony	11	1	3	0	3	0.3
PENDERGRASS, Trey	12	1	-4	0	-4	-0.3
NELSON, Isaiah	12	2	-5	0	-5	-0.4
BERNIER, Mike	12	4	-13	0	-13	-1.1
TEAM	11	12	-64	0	-64	-5.8
Total	12	850	2079	1992	4071	339.2
Opponents	12	907	2097	2265	4362	363.5

Field Goals	fg	pct.	01-19	20-29	30-39	40-49	50-99	lg	blk
BRUNO, Nick	10-16	62.5	0-0	4-4	5-9	1-3	0-0	40	0

FG Sequence	Eastern Illinois	Opponents
Western Illinois	(33),46	41,(24),(26)
Northwestern	-	(22),(33)
Illinois State	(21),31	(50),47,49,(32)
Austin Peay	39	(27)
Southeast Missouri	(20),(39)	33
Tennessee State	(26)	(31),(41),(50)
Tennessee Tech	40,(30)	(44),40,(40)
Murray State	(40),(31)	-
Jacksonville State	(23)	(23),53
UT Martin	37	(32),(21),33
Eastern Kentucky	36	-
UNI	(37)	(37),(22),(30),(21)

Punting	no.	yds	avg	lg	tb	fc	i20	50+	blk
BERNIER, Mike	62	2335	37.7	56	6	18	22	6	4
BRUNO, Nick	11	354	32.2	42	0	0	0	0	1
TEAM	5	34	6.8	19	0	0	0	0	0
Total	78	2723	34.9	56	6	18	22	6	5
Opponents	64	2416	37.8	74	7	11	11	11	7

Kickoffs	no.	yds	avg	tb	ob	retn	net	ydln
MOSNIA, Carlo	58	3206	55.3	8	3			
Total	58	3206	55.3	8	3	17.8	38.6	26
Opponents	66	3846	58.3	14	3	19.8	38.6	26

Numbers in (parentheses) indicate field goal was made.

All Purpose	g	rush	rcv	pr	kr	ir	total	avg/g
CHURCH, Devin	12	743	254	0	357	0	1354	112.8
LITTLE, Shepar	11	435	120	103	37	0	695	63.2
MITCHELL, Tray	12	4	129	0	503	0	636	53.0
WHITLOW, Jale	12	512	0	0	0	0	512	42.7
NELSON, Isaiah	12	-5	347	0	0	0	342	28.5
TAYLOR, Antho	11	3	310	0	0	0	313	28.5
BOUNDS, Addis	12	0	274	0	0	0	274	22.8
HARRISON, Mal	11	239	13	0	0	0	252	22.9
BROOKS, Jame	6	56	109	67	0	0	232	38.7
GOSSAGE, Pau	9	0	159	0	0	0	159	17.7
ODUGBESAN,	11	0	120	17	-4	0	133	12.1
SEYMOUR, Jerr	8	100	3	0	0	0	103	12.9
GOOCH, Aaron	11	16	76	0	7	0	99	9.0
WICKLIFFE, Jou	9	0	0	0	0	89	89	9.9
NEVERDON, Br	12	22	21	6	10	0	59	4.9
CORONADO, T	12	0	0	0	0	45	45	3.8
PENDERGRAS	12	-4	40	0	0	0	36	3.0
GRUGIER-HILL,	10	0	0	0	0	33	33	3.3
GUNTER, Mike	12	0	0	0	28	0	28	2.3
McDONALD, Set	12	0	0	0	0	27	27	2.2
WILLIAMS, Jarvi	12	0	0	0	0	24	24	2.0
GREEN, Austin	12	23	0	0	0	0	23	1.9
SPELLER, Vinc	9	0	0	0	0	19	19	2.1
WEAVER, Mack	12	0	0	4	13	0	17	1.4
KWIATKOWSKI,	12	0	17	0	0	0	17	1.4
TAYLOR, Scott	11	12	0	0	0	0	12	1.1
DEWBERRY, Br	12	0	0	0	0	9	9	0.8
DRAPER, Johna	12	0	0	6	0	0	6	0.5
BERNIER, Mike	12	-13	0	0	0	0	-13	-1.1
TEAM	11	-64	0	0	0	0	-64	-5.8
Total	12	2079	1992	203	951	246	5471	455.9
Opponents	12	2097	2265	243	767	442	5814	484.5

##	Defensive Leaders	gp	Tackles				Sacks no-yds	Pass defense			Fumbles		blkd		
			ua	a	tot	tfl/yds		int-yds	brup	qbh	rcv-yds	ff	kick	saf	
51	McDONALD, Seth	12	57	52	109	6.0-36	2.0-15	2-27	1	4	1-0	2	.	.	.
7	DEWBERRY, Bradley	12	53	20	73	3.5-7	.	4-9	5
32	GRUGIER-HILL, Kamu	10	45	25	70	16.5-74	6.5-42	1-33	2	2	3-0
2	WICKLIFFE, Jourdan	9	46	22	68	5.0-14	1.0-7	5-89	5	.	.	1	.	.	.
97	FANTI, Dino	12	29	34	63	22.0-73	7.5-51	.	1	9	1-0	5	.	.	.
1B	GOODMAN, Anthony	12	37	24	61	4.5-14	1.0-5	.	6	2	.	1	.	.	.
28	SPELLER, Vince	9	27	23	50	1.5-2	.	1-19	4	.	1-0	1	1	.	.
8B	DELPHONSE, Fed	9	17	20	37	5.0-16	1.0-6	.	.	4	.	.	1	.	.
92	ARKADIE, Horace	11	19	17	36	2.5-5	2	.	.	.
91	WILLIAMS, Jarvis	12	16	18	34	6.5-15	2.0-2	1-24	1	4	.	1	.	.	.
30	HORNE, Nick	12	15	19	34	7.5-23	2.5-15	.	.	1	1-62
58	CORONADO, Thomas	12	20	13	33	3.5-11	1.0-7	1-45	2	5	1-0
23	CHATMAN, Dylan	12	22	10	32	1.0-5	.	4-0	7
31	MILLER, Malcolm	12	14	12	26	2.0-4
5B	JOHNSON, Antonie	12	18	7	25	1.0-1	.	.	12	.	.	1	.	.	.
39	GUNTER, Mike	12	12	12	24	1.5-7	.	.	.	1	2-0
90	CHISM, Dan	9	8	6	14	1.5-2	1	.	.	.
12	SMITH, DySaun	11	9	3	12	.	.	.	3
52	WINSTON, Jaylon	12	6	6	12	0.5-1	1	.	.	.
3B	STANDIFER, Anthony	4	6	4	10	.	.	.	5
8B	DELPHONSE, Fedney	3	4	4	8	1.5-7	1-0
9B	RAINEY, Jeremiah	7	4	4	8
56	SHEPARD, Taylon	9	2	4	6	2.0-9	0.5-5
24	DRAPER, Johnathan	12	3	3	6	0.5-1	1	.	.
6B	JULIUS, Cedric	12	4	1	5	.	.	.	1
80	ODUGBESAN, Ben	11	4	.	4	3	.	.
6	MITCHELL, Tray	12	3	1	4
29	WALKER, Elven	5	2	2	4	.	.	.	1
37	HARRISON, Malik	11	2	1	3
55	MYCHALCZUK, Steven	6	3	.	3	1
4B	CHOY, Pono	9	2	1	3
77	DOYLE, Josh	2	3	.	3	1.0-4
57	TAYLOR, Scott	11	3	.	3
84	KWIATKOWSKI, Jack	12	2	.	2	1	.	.	.
9	CHURCH, Devin	12	2	.	2
14	GREEN, Austin	12	.	1	1
81	GOOCH, Aaron	11	.	1	1	0.5-2
33	SEYMOUR, Jerron	8	.	1	1
70	VAILOPA, Louis	12	1	.	1
43	BRUNO, Nick	11	1	.	1
89	BOUNDS, Addison	12	1	.	1	1	.	.	.
3	TAYLOR, Anthony	11	1	.	1
50	MOSNIA, Carlo	12	1	.	1	1-0
2B	WHITLOW, Jalen	12	1	.	1
36	BERNIER, Mike	12	1	.	1
TM	TEAM	11	1	.	1	1.0-1	1
8	WEAVER, Mack	12	1	.	.
5	NEVERDON, Brandon	12	1	.	.
Total		12	527	371	898	98-334	26-161	19-246	56	33	12-62	18	8	1	
Opponents		12	467	378	845	76-240	9-65	16-442	56	23	8-11	8	5	1	



GAME 1 - September 3, 2015

Eastern Illinois 5
Western Illinois 33

Macomb, Ill.
Hanson Field (5,985)

Scoring	1	2	3	4	Final
Eastern Illinois	3	0	2	0	5
Western Illinois	7	7	16	3	33

FIRST QUARTER

EIU - Bruno 33 field goal (3:00)
WIU - Lenoir 19 pass from Norvell (Knuffman kick) (2:22)

SECOND QUARTER

WIU - Moore 1 run (Knuffman kick) (5:32)

THIRD QUARTER

WIU - Knuffman 24 field goal (13:30)
WIU - Taylor 42 interception return (kick blocked) (2:59)
EIU - Dewberry PAT return (2:59)
WIU - Moore 4 run (Knuffman kick) (0:54)

FOURTH QUARTER

WIU - Knuffman 26 field goal (12:42)

TEAM STATSEIU WIU

First Downs	21	18
Rushes-Yards	49-155	44-77
Passing-Yards	153	189
Comp-Att-Int	17-37-3	18-35-1
Total Offense	308	266
Fumbles-Lost	2-2	3-2
Penalties-Yards	14-113	11-113
Int Returns-Yards-TD	1-0-0	3-41-1
Time of Possession	32:17	27:43
Sacks-Yards	2-13	2-11

LEADERS

RUSHING (No-Yds-TD)

EIU - Seymour (12-59-0), Church (6-29-0)
WIU - McShane (14-52-0), Moore (23-33-2)

PASSING (Att-Cmp-Int-Yds-TD)

EIU - Whitlow (35-17-3-153-0), Green (1-0-0-0-0)
WIU - Norvell (35-18-1-189-1)

RECEIVING (No -Yds -TD)

EIU - Church (6-43-0), Nelson (3-69-0)
WIU - Lenoir (10-124-1), Borsellino (4-36-0)

DEFENSE (Tackles - Solo, Assist, TFL)

EIU - McDonald (12-5-2), Speller (8-4-0), Goodman (5-3-1)
WIU - Rowe (6-1-0), Diggs (4-3-1), Moon (3-4-0)

RECAP

Eastern Illinois turned the ball over five times as the No. 25 ranked Panthers dropped their season opener at Western Illinois, 33-5. It marked the first time since October 10, 2009 that EIU failed to score a touchdown in a game. EIU's defense forced three turnovers of its own including one on the opening drive. EIU then drove to the goal line but fumbled the ball inside the 2-yard line. After taking the lead on 33-yard Nick Bruno field goal with 3:00 to play in the first quarter, EIU allowed a big kick return to the Leathernecks. Lance Lenoir, who had the big return for WIU, caught a 19-yard touchdown pass three plays later to give WIU the momentum they needed. Lenoir finished with 280 all-purpose yards. EIU's other score came in the third quarter when Vince Speller blocked a PAT attempt that was returned by Bradley Dewberry for two points. It was the first time that has occurred in EIU history.



GAME 2 - September 12, 2015

Eastern Illinois 0
Northwestern 41

Evanston, Ill.
Ryan Field (29,131)

Scoring	1	2	3	4	Final
Eastern Illinois	0	0	0	0	0
Northwestern	10	17	14	0	41

FIRST QUARTER

NU - Mitchell 22 field goal (9:41)
NU - Jackson 11 run (Mitchell kick) (1:40)

SECOND QUARTER

NU - Mitchell 33 field goal (12:09)
NU - Long 8 run (Mitchell kick) (6:12)
NU - Thorson 8 run (Mitchell kick) (0:13)

THIRD QUARTER

NU - Carr 44 pass from Thorson (Mitchell kick) (9:18)
NU - Harris 71 interception return (Omilian kick) (1:08)

TEAM STATSEIUNU

First Downs	8	28
Rushes-Yards	29-70	69-344
Passing-Yards	68	152
Comp-Att-Int	10-20-2	11-16-0
Total Offense	138	496
Fumbles-Lost	0-0	2-1
Penalties-Yards	3-17	3-26
Int Returns-Yards-TD	0-0-0	2-94-1
Time of Possession	22:55	37:05
Sacks-Yards	1-1	3-23

LEADERS

RUSHING (No-Yds-TD)

EIU - Church (11-63-0), Whitlow (13-6-0)
NU - Jackson (22-78-1), Long (12-72-1)

PASSING (Att-Cmp-Int-Yds-TD)

EIU - Whitlow (19-10-1-68-0), Kwiatkowski (0-1-1-0-0)
NU - Thorson (16-11-0-152-1)

RECEIVING (No -Yds -TD)

EIU - Nelson (3-36-0), A. Taylor (3-18-0)
NU - Vitale (4-40-0), Carr (2-61-1)

DEFENSE (Tackles - Solo, Assist, TFL)

EIU - Dewberry (6-6-1), McDonald (3-7-1)
NU - Walker (4-3-2), Henry (4-0-0)

RECAP

Northwestern held the ball for just over 20 minutes in the opening half as the Wildcats built a 27-0 lead at the break during a 41-0 win over Eastern Illinois. It marked the first time in 139 games that EIU had failed to score in a game. The Panthers offense never reached the red zone in the loss with the closest driving ending at the NU 28 yard line. EIU's defense was able to hold on the opening drive limiting Northwestern to a Jack Mitchell field goal. The defense held two other times inside the ten with another Mitchell field goal in the second quarter and a goal line stand in the fourth. Justin Jackson, Warren Long and Clayton Thorson all had short rushing touchdowns with the Wildcats defense adding a 71-yard interception return for a score. Devin Church was a bright spot for EIU with 183 all-purpose yards in the game. Bradley Dewberry led EIU's defense with 12 tackles.



GAME 3 - September 19, 2015

Illinois State 34
Eastern Illinois 31 (ot)

Charleston, Ill.
O'Brien Field (8,104)
104th Mid-America Classic

Scoring	1	2	3	4	OT	Final
Illinois State	10	14	0	7	3	34
Eastern Illinois	14	7	0	10	0	31

FIRST QUARTER

EIU - A. Taylor 23 pass from Whitlow (Bruno kick) (10:59)
ILS - Slattery 50 field goal (7:56)
ILS - Coprich 5 run (Slattery kick) (3:06)
EIU - Church 2 run (Bruno kick) (0:02)

SECOND QUARTER

ILS - Roberson 3 run (Slattery kick) (10:50)
ILS - Clements 40 pass from Roberson (Slattery kick) (1:07)
EIU - McDonald 20 interception return (Bruno kick) (0:12)

FOURTH QUARTER

EIU - Bruno 21 field goal (14:18)
ILS - Coprich 15 run (Slattery kick) (7:37)
EIU - Whitlow 5 run (Bruno kick) (1:48)

OVERTIME

ILS - Slattery 32 field goal

TEAM STATSEIU ILS

First Downs	24	17
Rushes-Yards	48-209	48-216
Passing-Yards	165	204
Comp-Att-Int	16-29-0	12-27-1
Total Offense	374	420
Fumbles-Lost	1-1	1-0
Penalties-Yards	7-44	4-38
Int Returns-Yards-TD	1-20-1	0-0-0
Time of Possession	27:59	32:01
Sacks-Yards	1-9	3-23

LEADERS

RUSHING (No-Yds-TD)

EIU - Church (20-109-1), Whitlow (15-55-1)
ILS - Coprich (33-178-2), Roberson (10-28-1)

PASSING (Att-Cmp-Int-Yds-TD)

EIU - Whitlow (28-16-0-165-1), Green (0-1-0-0-0)
ILS - Roberson (27-12-1-204-1)

RECEIVING (No -Yds -TD)

EIU - Nelson (5-62-0), A. Taylor (4-49-1), Church (4-34-0)
ILS - Warrum (5-96-0), Clements (2-50-1)

DEFENSE (Tackles - Solo, Assist, TFL)

EIU - McDonald (6-6-0), Goodman (6-6-0)
ILS - Kocour (3-11-1), McCown (3-7-2)

RECAP

Illinois State beat Eastern Illinois in overtime in the 104th playing of the Mid-America Classic. EIU tied the game at 31-31 with 1:48 left to play in regulation. The Panthers defense forced an ISU three-and-out but the Panthers missed on a late field goal which would have won the game. In overtime ISU's Sean Slattery made a 32-yard field goal to win the contest. EIU led 14-10 after the first quarter with Anthony Taylor catching a touchdown and Devin Church rushing one in from 2-yards out. Church finished with 109 yards rushing and 248 all-purpose yards. Seth McDonald cut the halftime score to 24-21 with a 20-yard interception return for touchdown with less than 2-minutes to play in the first half. McDonald led EIU with 12 tackles.



GAME 4 - October 3, 2015

Eastern Illinois 40
Austin Peay 16

Clarksville, Tenn.
Governors Stadium (2,531)

Scoring	1	2	3	4	Final
Eastern Illinois	7	27	0	6	40
Austin Peay	0	10	0	6	16

FIRST QUARTER

EIU - Church 13 run (Bruno kick) (11:35)

SECOND QUARTER

AP - Birchfield 27 field goal (14:49)
EIU - Little 6 run (Bruno kick) (10:36)
EIU - Church 21 pass from Whitlow (kick failed) (8:27)
AP - Morris 74 run (Birchfield kick) (4:48)
EIU - Nelson 31 pass from Whitlow (Bruno kick) (3:44)
EIU - Church 1 run (Bruno kick) (0:44)

FOURTH QUARTER

AP - Taylor 3 run (pass failed) (7:00)
EIU - S. Taylor 12 run (run failed) (0:22)

TEAM STATSEIUAP

First Downs	27	14
Rushes-Yards	50-261	47-268
Passing-Yards	266	41
Comp-Att-Int	16-31-1	6-24-0
Total Offense	527	309
Fumbles-Lost	4-1	3-1
Penalties-Yards	13-105	6-49
Int Returns-Yards-TD	0-0-0	1-37-0
Time of Possession	31:57	28:03
Sacks-Yards	1-7	1-8

LEADERS

RUSHING (No-Yds-TD)

EIU - Little (19-96-1), Church (12-81-2), Whitlow (14-40-0)
AP - Morris (25-141-1), Taylor (10-55-1)

PASSING (Att-Cmp-Int-Yds-TD)

EIU - Whitlow (30-15-1-266-2), Bernier (1-1-0-0-0)
AP - Taylor (24-6-0-41-0)

RECEIVING (No-Yds-TD)

EIU - A. Taylor (3-49-0), Bounds (3-18-0), Nelson (2-71-1)
AP - Beard (3-24-0), Roberson (2-4-0)

DEFENSE (Tackles - Solo, Assist, TFL)

EIU - Wickliffe (6-3-1), McDonald (4-3-0.5), Fanti (1-5-1)
AP - Whitfield (5-4-0), Owens (3-3-0)

RECAP

Eastern Illinois scored 27 points in the second quarter as the Panthers pulled away for a 40-16 win over Austin Peay in their Ohio Valley Conference opener. Devin Church found the end zone three times with two rushing touchdowns and one touchdown reception. Shepard Little added a rushing score and Isaiah Nelson hauled in a 31-yard touchdown pass. EIU held the Governors to just 41 yards passing. After opening the first quarter 4-of-5 on pass attempts, APSU signal caller Trey Taylor completed one 2-of-19 for the remainder of the game. Jourdan Wickliffe led EIU's defense with nine tackles.



GAME 5 - October 10, 2015

Southeast Missouri 28
Eastern Illinois 33

Charleston, Ill.
O'Brien Field (7,911)
Family Weekend

Scoring	1	2	3	4	Final
Southeast Missouri	0	7	7	14	28
Eastern Illinois	10	3	14	6	33

FIRST QUARTER

EIU - Church 3 run (Bruno kick) (12:30)
EIU - Bruno 20 field goal (0:51)

SECOND QUARTER

EIU - Bruno 39 field goal (5:28)
SEMO - Kinzer 28 interception return (McCrum kick) (1:16)

THIRD QUARTER

EIU - Bounds 11 pass from Whitlow (Bruno kick) (10:52)
EIU - Bounds 65 pass from Whitlow (Bruno kick) (6:34)
SEMO - Washington 8 pass from Vandeven (McCrum kick) (4:23)

FOURTH QUARTER

SEMO - Vandeven 1 run (McCrum kick) (13:39)
EIU - Church 6 pass from Whitlow (pass failed) (8:57)
SEMO - McRoberts 8 pass from Vandeven (McCrum kick) (5:30)

TEAM STATSEIUSEMO

First Downs	23	15
Rushes-Yards	46-173	30-117
Passing-Yards	282	217
Comp-Att-Int	19-29-1	20-32-1
Total Offense	455	334
Fumbles-Lost	1-0	0-0
Penalties-Yards	13-96	6-34
Int Returns-Yards-TD	1-19-0	1-28-1
Time of Possession	32:45	27:15
Sacks-Yards	1-10	0-0

LEADERS

RUSHING (No-Yds-TD)

EIU - Whitlow (12-78-0), Church (20-75-1), Little (12-36-0)
SEMO - Vandeven (9-55-1), McCullough (17-30-0)

PASSING (Att-Cmp-Int-Yds-TD)

EIU - Whitlow (29-19-1-282-3)
SEMO - Vandeven (32-20-1-217-2)

RECEIVING (No-Yds-TD)

EIU - Bounds (5-107-2), Gossage (3-62-0), Church (3-21-1)
SEMO - McRoberts (9-132-1), McCullough (4-29-0)

DEFENSE (Tackles - Solo, Assist, TFL)

EIU - Wickliffe (6-5-1), Grugier-Hill (4-4-4), Miller (2-4-1)
SEMO - Williams (5-6-0), Garrett (2-6-0), Slania (4-3-2)

RECAP

Bradley Dewberry was among a host of players that knocked down a Southeast Missouri Hail Mary pass in the end zone as time expired helping Eastern Illinois hang on for 33-28 win over the Redhawks. EIU had built a 27-7 lead midway through the third quarter on Addison Bounds second touchdown reception of the game. Bounds hauled in a 65-yard pass from Jalen Whitlow as the tight end had five catches for 107 yards. SEMO closed to 33-28 with 5:30 to play in the game. Instead of attempting an onside kick, SEMO kicked deep. EIU offense ran nearly four minutes off the clock as Whitlow hit Paul Gossage for one first down and rushed six yards for another. Mike Bernier pinned SEMO at the five with 34 seconds to play with a 54-yard punt. Whitlow passed for 282 yards and three touchdowns in the win.



GAME 6 - October 17, 2015

Eastern Illinois 25
Tennessee State 22

Nashville, Tenn.
Nissan Stadium (22,144)

Scoring	1	2	3	4	OT	Final
Eastern Illinois	7	7	0	8	3	25
Tennessee State	0	10	9	3	0	22

FIRST QUARTER

EIU - Church 8 run (Bruno kick) (7:25)

SECOND QUARTER

TSU - Butler 30 run (Clark kick) (11:21)
EIU - Bounds 62 pass from Whitlow (Bruno kick) (9:50)
TSU - Clark 31 field goal (4:16)

THIRD QUARTER

TSU - Clark 41 field goal (8:59)
TSU - Sanders-McCollum 7 pass from Butler (run failed) (3:20)

FOURTH QUARTER

EIU - Church 25 run (Bounds reception from Whitlow) (10:55)
TSU - Clark 50 field goal (6:41)

OVERTIME

EIU - Bruno 26 field goal

TEAM STATSEIUTSU

First Downs	17	15
Rushes-Yards	37-181	44-162
Passing-Yards	120	125
Comp-Att-Int	12-27-2	12-28-2
Total Offense	301	287
Fumbles-Lost	1-1	1-0
Penalties-Yards	6-70	14-101
Int Returns-Yards-TD	2-78-0	2-69-0
Time of Possession	22:43	37:13
Sacks-Yards	3-21	0-0

LEADERS

RUSHING (No-Yds-TD)

EIU - Church (17-125-2), Whitlow (10-34-0)
TSU - Butler (18-104-1), Hooks (12-42-0)

PASSING (Att-Cmp-Int-Yds-TD)

EIU - Whitlow (27-12-2-120-1)
TSU - Butler (28-12-2-125-1)

RECEIVING (No-Yds-TD)

EIU - A. Taylor (4-33-0), Nelson (2-7-0), Bounds (1-62-1)
TSU - Smith (3-55-0), Medley (2-11-0)

DEFENSE (Tackles - Solo, Assist, TFL)

EIU - McDonald (6-2-1), Dewberry (6-0-0), Arkadie (4-0-0)
TSU - Collins (6-2-0), Kamara (6-1-0), Justice (4-2-1)

RECAP

Jourdan Wickliffe picked off a pass in overtime as Eastern Illinois beat Tennessee State, 25-22, to improve to 3-0 in the Ohio Valley Conference. Tied at 22-22 at the end of regulation, Nick Bruno knocked home a 26-yard field goal on EIU's offensive possession. Wickliffe then picked off a pass at the two yard line and ran 78 yards before going out of bounds for the win. That was the second of two big interceptions by the EIU defense. The first came in the closing seconds of the first half as Dylan Chatman picked off a pass at the one yard line to stop a TSU drive. The Panthers offense was carried by Devin Church with 125 yards rushing and two touchdowns. His score in the fourth quarter put EIU 22-19 after the Panthers converted a two-point conversion with Jalen Whitlow hitting Addison Bounds. That combo hooked up earlier in the game for a 62-yard touchdown pass.



GAME 7 - October 24, 2015

Tennessee Tech 20
Eastern Illinois 51

Charleston, Ill.
O'Brien Field (6,713)
Homecoming

Scoring	1	2	3	4	Final
Tennessee Tech.....	0	10	3	7	20
Eastern Illinois	10	7	14	20	51

FIRST QUARTER

EIU - Little 5 run (Bruno kick) (13:14)
EIU - Bruno 30 field goal (10:04)

SECOND QUARTER

TTU - Carter 2 run (Arnold kick) (13:58)
TTU - Arnold 44 field goal (9:07)
EIU - Brooks 16 pass from Whitlow (Bruno kick) (5:34)

THIRD QUARTER

TTU - Arnold 40 field goal (13:13)
EIU - Church 1 run (Bruno kick) (11:10)
EIU - Little 12 run (Bruno kick) (1:00)

FOURTH QUARTER

EIU - Williams 24 interception return (Bruno kick) (14:48)
EIU - Gossage 33 pass from Green (rush failed) (6:15)
TTU - Jobe 11 run (Arnold kick) (2:54)
EIU - Harrison 83 run (Bruno kick) (2:40)

TEAM STATSEIU TTU

First Downs.....	21	17
Rushes-Yards.....	44-240	48-152
Passing-Yards.....	193	205
Comp-Att-Int.....	16-29-0	10-30-5
Total Offense.....	433	357
Fumbles-Lost.....	3-2	2-1
Penalties-Yards.....	6-64	9-75
Int Returns-Yards-TD.....	5-64-1	0-0-0
Time of Possession.....	28:48	31:12
Sacks-Yards.....	3-21	0-0

LEADERS**RUSHING (No-Yds-TD)**

EIU - Harrison (5-123-1), Little (10-39-2), Church (11-32-1)
TTU - Vanlier (15-78-0), Annoor (11-48-0)

PASSING (Att-Cmp-Int-Yds-TD)

EIU - Whitlow (23-15-0-160-1), Green (6-1-0-33-1)
TTU - Brown (15-7-0-115-0), Jobe (9-2-1-74-0), Davis (6-1-4-16-0)

RECEIVING (No-Yds-TD)

EIU - Church (5-65-0), Brooks (3-21-1), Gossage (2-46-1)
TTU - McCoin (3-88-0), Vanlier (2-24-0)

DEFENSE (Tackles - Solo, Assist, TFL)

EIU - McDonald (7-2-0), Delphonse (7-2-1.5), Grugier-Hill (8-0-3)
TTU - Hall (7-2-2), Rudwall (4-4-0), Flanigan (3-2-1)

RECAP

Eastern Illinois forced six turnovers including three interceptions on Tennessee Tech's first three offensive possessions as the Panthers won 51-20 on the 100th homecoming on campus. The Panthers converted those six turnovers into 24 points with Jarvis Williams scoring a defensive touchdown to open the fourth quarter with a 24-yard INT return. Bradley Dewberry, Seth McDonald and Kamu Grugier-Hill had the first three interceptions of the game while Jourdan Wickliffe added one late in the contest. The Panthers used an early balanced offensive attack taking advantage of the good field position. Shepard Little scored two rushing touchdowns. Malik Harrison led EIU with 123 yards, 83 coming on a long touchdown run in the fourth quarter.



GAME 8 - October 31, 2015

Eastern Illinois 34
Murray State 20

Murray, Ky.
Stewart Stadium (2,108)

Scoring	1	2	3	4	Final
Eastern Illinois	10	7	7	10	34
Murray State.....	13	0	0	7	20

FIRST QUARTER

MUR - Sanford 26 interception return (kick failed) (14:54)
EIU - Mitchell 94 kick return (Bruno kick) (14:41)
EIU - Bruno 40 field goal (11:30)
MUR - Blackburn 27 pass from Humphries (Mitchell kick) (4:38)

SECOND QUARTER

EIU - Little 1 run (Bruno kick) (14:34)

THIRD QUARTER

EIU - Odugbesan 80 pass from Whitlow (Bruno kick) (2:33)

FOURTH QUARTER

EIU - Bruno 31 field goal (6:49)
MUR - Blackburn 14 pass from Humphries (Mitchell kick) (2:48)
EIU - Little 40 run (Bruno kick) (1:45)

TEAM STATSEIUMUR

First Downs.....	16	18
Rushes-Yards.....	43-175	28-81
Passing-Yards.....	236	346
Comp-Att-Int.....	18-27-1	28-51-0
Total Offense.....	411	427
Fumbles-Lost.....	2-0	5-3
Penalties-Yards.....	8-68	2-10
Int Returns-Yards-TD.....	0-0-0	1-26-1
Time of Possession.....	33:27	26:33
Sacks-Yards.....	4-26	0-0

LEADERS**RUSHING (No-Yds-TD)**

EIU - Little (17-109-2), Whitlow (7-39-0), Church (13-30-0)
MUR - Clay (15-50-0), Humphries (13-31-0)

PASSING (Att-Cmp-Int-Yds-TD)

EIU - Whitlow (27-18-1-236-1)
MUR - Humphries (51-28-0-346-2)

RECEIVING (No-Yds-TD)

EIU - Odugbesan (3-80-1), Nelson (3-54-0), Mitchell (3-17-0)
MUR - Rice (7-136-0), Blackburn (6-86-2)

DEFENSE (Tackles - Solo, Assist, TFL)

EIU - Wickliffe (5-6-0), Dewberry (7-2-1), Fanti (6-0-4)
MUR - Dean (5-2-1), Jackson (4-3-0.5), Williams (4-2-2)

RECAP

Eastern Illinois led 7-6 over Murray State 19 seconds into the game with only one offensive play ran in the contest. Marquez Sanford intercepted a pass on the first play of the game and returned it 26 yards for a Racers touchdown. Tray Mitchell then answered with a 94-yard kickoff return for EIU to give the Panthers a one point lead after MSU missed their point-after-attempt. Murray State would go up 13-10 before EIU's defense clamped down on Racers quarterback KD Humphries shutting him down for two and a half quarters. Dino Fanti had four tackles for loss as he and Kamu Grugier-Hill each had two sacks. Shepard Little rushed for 109 yards and two touchdowns. His 40-yard score in the final 1:45 of the game iced the win for EIU.



GAME 9 - November 7, 2015

Jacksonville State 24
Eastern Illinois 3

Charleston, Ill.
O'Brien Field (4,221)

Scoring	1	2	3	4	Final
Jacksonville State.....	0	3	7	14	24
Eastern Illinois	0	3	0	0	0

SECOND QUARTER

EIU - Bruno 23 field goal (14:12)
JSU - Rouleau 23 field goal (0:15)

THIRD QUARTER

JSU - Screws 43 pass from Jenkins (Rouleau kick) (0:15)

FOURTH QUARTER

JSU - Pope 10 run (Rouleau kick) (11:20)
JSU - Wells 35 interception return (Rouleau kick) (11:03)

TEAM STATSEIUJSU

First Downs.....	14	21
Rushes-Yards.....	38-175	56-236
Passing-Yards.....	64	149
Comp-Att-Int.....	7-26-1	12-24-0
Total Offense.....	239	385
Fumbles-Lost.....	3-0	1-0
Penalties-Yards.....	4-32	5-40
Int Returns-Yards-TD.....	0-0-0	1-35-1
Time of Possession.....	25:11	34:49
Sacks-Yards.....	2-7	0-0

LEADERS**RUSHING (No-Yds-TD)**

EIU - Church (15-84-0), Little (11-81-0), Whitlow (9-24-0)
JSU - Pope (21-114-1), Jenkins (24-93-0)

PASSING (Att-Cmp-Int-Yds-TD)

EIU - Whitlow (24-6-1-55-0)
JSU - Jenkins (24-12-0-149-1)

RECEIVING (No-Yds-TD)

EIU - Mitchell (2-30-0), Brooks (1-15-0)
JSU - Screws (4-89-1), Barge (3-44-0)

DEFENSE (Tackles - Solo, Assist, TFL)

EIU - McDonald (6-11-0.5), Grugier-Hill (6-5-1)
JSU - Johnson (4-4-0), Bender (3-5-1)

RECAP

Eastern Illinois went toe-to-toe with the number one team in country for nearly three quarters but a wild scramble with 15 seconds left in the third quarter gave Jacksonville State the momentum it needed for a 24-3 win. JSU quarterback Eli Jenkins evaded a strong pass rush by EIU and scrambled out the pocket throwing a long pass to the end zone that Dalton Screws caught just inches from end line for a touchdown with 15 seconds left in the third quarter. JSU's defense then forced a 3-and-out by EIU and the Gamecocks drove down for a Troymaine Pope rushing touchdown. The final score was on an interception return for touchdown in the fourth quarter. EIU had a couple of scoring opportunities throughout the game but only came away with three points in the second quarter on a Nick Bruno field goal. Seth McDonald had a game high 17 tackles in the loss for EIU.



GAME 10 - November 14, 2015

Eastern Illinois 23
UT Martin 21

Martin, Tenn.
Graham Stadium (3,761)

Scoring	1	2	3	4	Final
Eastern Illinois	9	7	0	7	23
UT Martin	3	9	3	6	21

FIRST QUARTER

UTM - Redditt 32 field goal (7:47)
EIU - Little 5 run (Bruno kick) (4:09)
EIU - Team Safety (punt blocked out of end zone) (3:12)

SECOND QUARTER

UTM - Wright 27 pass from Neal (Redditt kick) (14:53)
EIU - Church 2 run (Bruno kick) (8:58)
UTM - Team Safety (fumble out of end zone) (1:07)

THIRD QUARTER

UTM - Redditt 21 field goal (6:53)

FOURTH QUARTER

EIU - Coronado 45 interception return (Bruno kick) (10:59)
UTM - Fair 5 run (rush failed) (4:51)

TEAM STATSEIU UTM

First Downs	15	24
Rushes-Yards	40-196	29-81
Passing-Yards	80	322
Comp-Att-Int	8-18-2	30-50-4
Total Offense	276	403
Fumbles-Lost	0-0	1-0
Penalties-Yards	8-79	6-47
Int Returns-Yards-TD	4-48-1	2-29-0
Time of Possession	24:13	35:47
Sacks-Yards	2-9	0-0

LEADERS

RUSHING (No-Yds-TD)

EIU - Whitlow (13-142-0), Church (12-43-1), Little (8-23-1)
UTM - Fair (9-27-1), Ray (7-27-0)

PASSING (Att-Cmp-Int-Yds-TD)

EIU - Whitlow (18-8-2-80-0)
UTM - Neal (49-30-4-322-1)

RECEIVING (No-Yds-TD)

EIU - Little (3-27-0), Gooch (2-28-0)
UTM - Tanner (8-103-0), Weathers (8-62-0), Wright (6-82-1)

DEFENSE (Tackles - Solo, Assist, TFL)

EIU - Goodman (8-5-0), Wickliffe (6-4-0), Fanti (3-4-2.5)
UTM - Clemons (6-5-0), Taylor (2-6-0.5), Evans (2-5-0)

RECAP

Dino Fanti made two big fourth quarter plays that helped Eastern Illinois pick up a 23-21 win over UT Martin. With EIU leading 16-15, Fanti hit UTM quarterback Jarod Neal from behind forcing an errant pass that was picked off by Thomas Coronado. Coronado returned the interception 45 yards to give EIU an eight point lead. Later in the fourth quarter, UTM closed to 23-21 on a short touchdown run by Ladevin Fair. On the ensuing two-point conversion attempt, Fanti tackled Neal in the backfield to preserve EIU's two point lead. The Skyhawks would get only one more offensive possession which was ended on the first play of that drive as Jourdan Wickliffe picked off a Neal pass, the fourth interception of the day by the Panthers. Quarterback Jalen Whitlow rushed for 142 yards on the ground with Devin Church and Shepard Little each scoring on short touchdown runs. Fanti ended the day with seven tackles, 2.5 tackles for loss, one sack and one forced fumble.



GAME 11 - November 21, 2015

Eastern Kentucky 7
Eastern Illinois 21

Charleston, Ill.
O'Brien Field (1,438)

Scoring	1	2	3	4	Final
Eastern Kentucky	0	0	0	7	7
Eastern Illinois	0	7	14	0	21

SECOND QUARTER

EIU - Whitlow 9 run (Bruno kick) (1:47)

THIRD QUARTER

EIU - Horne 62 fumble return (Bruno kick) (12:56)
EIU - Harrison 9 run (Bruno kick) (4:35)

FOURTH QUARTER

EKU - Curry 35 blocked punt return (Williams kick) (4:20)

TEAM STATSEIU EKU

First Downs	12	14
Rushes-Yards	52-168	34-40
Passing-Yards	72	153
Comp-Att-Int	8-21-0	19-41-5
Total Offense	240	193
Fumbles-Lost	4-0	7-2
Penalties-Yards	6-48	2-30
Int Returns-Yards-TD	5-17-0	0-0-0
Time of Possession	32:38	27:22
Sacks-Yards	3-28	0-0

LEADERS

RUSHING (No-Yds-TD)

EIU - Harrison (13-79-1), Church (15-37-0), Whitlow (9-26-1)
EKU - Thomas (11-40-0), Lane (11-38-0)

PASSING (Att-Cmp-Int-Yds-TD)

EIU - Whitlow (21-8-0-72-0)
EKU - Swafford (24-10-4-99-0), Coney (17-9-1-54-0)

RECEIVING (No-Yds-TD)

EIU - Taylor (2-20-0), Church (2-9-0), Bounds (1-22-0)
EKU - Madon (6-52-0), Beasley (4-49-0)

DEFENSE (Tackles - Solo, Assist, TFL)

EIU - Dewberry (8-0-0), Fanti (5-0-4), McDonald (4-1-1.5)
EKU - Kelly (7-3-2), Northington (6-2-0)

RECAP

Eastern Illinois defense stepped up big for the second straight week as Dino Fanti had a sack that forced a fumble early in the third quarter. Nick Horne picked up the fumble and returned it 62 yards for a touchdown that gave EIU some breathing room in a 21-7 win over No. 23 Eastern Kentucky. Malik Harrison provided a spark in the backfield off the bench with 79 yards on 13 carries. His 34 yard rush in the second quarter gave the Panthers the ball inside the 15-yard line. Jalen Whitlow scored three plays later to give EIU a 7-0 lead. The drive was started by a good punt return by James Brooks that gave EIU the ball at midfield, a big advantage on a snowy day at O'Brien Field. Harrison added a touchdown in the third quarter as EIU won on senior day. Dino Fanti became the EIU single season record holder for tackles for loss with four on the day including two sacks and two forced fumbles. EIU scored with 4:20 to play in the fourth quarter on a blocked punt returned for a touchdown. The Colonels had another drive that was ended on the fifth interception of the day by EIU's defense. The Panthers forced seven turnovers in the game.



GAME 12 - November 28, 2015

Eastern Illinois 17
Northern Iowa 53

Cedar Falls, Iowa
UNI-Dome (7,062)
(FCS Playoffs 1st Round)

Scoring	1	2	3	4	Final
Eastern Illinois	7	0	10	0	17
Northern Iowa	0	23	20	10	53

FIRST QUARTER

EIU - Church 1 run (Bruno kick) (6:44)

SECOND QUARTER

UNI - Schmadeke 37 field goal (13:37)
UNI - Fountain 32 pass from Bailey (Schmadeke kick) (7:22)
UNI - Schmadeke 22 field goal (2:32)
UNI - Smith 2 run (Schmadeke kick) (1:48)
UNI - Schmadeke 30 field goal (0:00)

THIRD QUARTER

EIU - Bruno 37 field goal (13:11)
UNI - Brown 52 pass from Bailey (Schmadeke kick) (12:28)
EIU - Bounds 2 pass from Whitlow (Bruno kick) (10:44)
UNI - Fountain 41 pass from Bailey (pass failed) (9:00)
UNI - Huggins 24 run (Schmadeke kick) (1:43)

FOURTH QUARTER

UNI - Schmadeke 21 field goal (6:38)
UNI - Buchanan 70 interception return (Schmadeke kick) (4:07)

TEAM STATSEIU UNI

First Downs	16	23
Rushes-Yards	24-76	58-323
Passing-Yards	293	162
Comp-Att-Int	31-56-3	7-11-0
Total Offense	369	485
Fumbles-Lost	2-1	3-2
Penalties-Yards	10-80	5-31
Int Returns-Yards-TD	0-0-0	3-87-1
Time of Possession	25:54	34:06
Sacks-Yards	3-9	0-0

LEADERS

RUSHING (No-Yds-TD)

EIU - Church (15-35-1), Harrison (2-19-0), Whitlow (2-19-0)
UNI - Smith (24-147-1), Bailey (18-72-0)

PASSING (Att-Cmp-Int-Yds-TD)

EIU - Whitlow (49-27-2-252-1), Green (7-4-1-41-0)
UNI - Bailey (11-7-0-162-3)

RECEIVING (No-Yds-TD)

EIU - Church (10-46-0), Taylor (3-106-0)
UNI - Brown (2-78-1), Fountain (2-73-2)

DEFENSE (Tackles - Solo, Assist, TFL)

EIU - Wickliffe (10-0-0), Grugier-Hill (8-0-2), Goodman (5-1-1)
UNI - Dorleant (6-0-2), Ales (5-1-0)

RECAP

Northern Iowa turned two Eastern Illinois errors late in the second quarter into 13 points as UNI slowly pulled away for a 53-17 win over EIU in the first round of the FCS playoffs. EIU led 7-0 on a Devin Church short touchdown run in the first quarter. After a mishandled snap, UNI was able to take a 10-7 lead with 7:22 to play in the second quarter. EIU could not get out of the half and trailed 23-7 at the break. A Nick Bruno field goal to open the second half cut the lead to 23-10, but UNI responded with a touchdown and scored 20 points in the third quarter and ten in the fourth. Jalen Whitlow passed for 252 yards in his final game as a Panther. Jourdan Wickliffe had ten tackles for the EIU defense.

Game 1 - Western Illinois Leathernecks

Football S.I.D. (E-Mail) Patrick Osterman (pr-osterman@wiu.edu)
Phone / Press Box Phone (309) 298-1133 / (309) 298-1133
Stadium Hanson Field (16,368)
Website goleathernecks.com
Twitter @WIUathletics

Game 2 - Miami RedHawks

Football S.I.D. (E-Mail) Dave Meyer (meyerd@miamioh.edu)
Phone / Press Box Phone (513) 529-4329 / (513) 529-7261
Stadium Yager Stadium (24,286)
Website muredhawks.com
Twitter @MiamiRedHawks

Game 3 - Illinois State Redbirds

Football S.I.D. (E-Mail) Mike Williams (mcwilli@ilstu.edu)
Phone / Press Box Phone (309) 438-7748 / (309) 438-2272 or 2280
Stadium Hancock Stadium (13,391)
Website goredbirds.com
Twitter @ISURedbirds

Game 4 - Austin Peay Governors

Football S.I.D. (E-Mail) Kevin Young (youngk@apsu.edu)
Phone / Press Box Phone (931) 221-6562 / (931) 221-7406
Stadium Governors Stadium (10,000)
Website apsugovernors.com
Twitter @LetsGoPeay

Game 5 - Southeast Missouri Redhawks

Football S.I.D. (E-Mail) Jeff Honza (jhonza@semo.edu)
Phone / Press Box Phone (573) 651-2933 / (573) 651-2191
Stadium Houck Stadium (10,000)
Website gosoutheast.com
Twitter @GoSoutheast

Game 6 - Tennessee State Tigers

Football S.I.D. (E-Mail) Jose Garcia (jgarcia1@tsu.edu)
Phone / Press Box Phone (615) 963-5674 / (615) 565-4450
Stadium W.J. Hale Stadium (15,000) and LP Field (69,143)
Website tsutigers.com
Twitter @TSU_Tigers

Game 7 - Tennessee Tech Golden Eagles

Football S.I.D. (E-Mail) Thomas Corhern (tcorhern@tntech.edu)
Phone / Press Box Phone (931) 372-6139 / (931) 372-6030 or 6031
Stadium Tucker Stadium (16,500)
Website ttusports.com
Twitter @TTUGoldenEagles

Game 8 - Murray State Racers

Football S.I.D. (E-Mail) Parker Griffith (pgriffith2@murraystate.edu)
Phone / Press Box Phone (270) 809-3351 / (270) 809-6811
Stadium Roy Stewart Stadium (16,800)
Website goracers.com
Twitter @MSURacers

Game 9 - Jacksonville State Gamecocks

Football S.I.D. (E-Mail) Josh Underwood (underwood@jsu.edu)
Phone / Press Box Phone (256) 782-5915 / (256) 782-5585 or 5586
Stadium Paul Snow Memorial Stadium (24,000)
Website jsugamecocksports.com
Twitter @JSUGamecocks

Game 10 - UT Martin Skyhawks

Football S.I.D. (E-Mail) Alex Boggis (daboggis@utm.edu)
Phone / Press Box Phone (731) 881-7632 / (731) 881-7694
Stadium Hardy M. Graham Stadium (7,500)
Website utmsports.com
Twitter @UTMSports

Game 11 - Eastern Kentucky Colonels

Football S.I.D. (E-Mail) Kevin Britton (kevin.britton@eku.edu)
Phone / Press Box Phone (859) 622-6170 / (859) 622-2226
Stadium Roy Kidd Stadium (20,000)
Website ekusports.com
Twitter @EKUSports

Ohio Valley Conference

Football S.I.D. (E-Mail) Kyle Schwartz (kschwartz@ovc.org)
Phone (615) 690-6685
Website ovcsports.com
Twitter @OVCSports

GAME 1... Western Illinois

6 pm (CST) / September 1, 2016

O'Brien Field / Charleston, Ill.

School / Location Western Illinois University / Macomb, Illinois
Year Founded / Enrollment 1899 / 11,458
Nickname / Colors Leathernecks / Purple & Gold
Stadium / Capacity / Turf Hanson Field (16,368) / Matrix Turf
Conference / Affiliation Missouri Valley Conference / NCAA FCS

Head Coach Charlie Fisher (Springfield College)
Western Illinois Record / Years First Season
Career Record / Years 36-17 (4)
Football Office (309) 298-1222

Sports Information (Football Contact) Patrick Osterman
Email pr-osterman@wiu.edu
SID Phone / Press Box Phone (309) 298-1133 / (309) 298-1133
Website goleathernecks.com
Twitter @WIUFootball

All-Time Series Numbers 67th meeting / WIU leads 41-21-4
Longest EIU Win Streak / Years 5 (1980-84)
Longest WIU Win Streak / Years 6 (1955-60 & 1969-74)

2015 Record (Conference/Finish) 7-6 (5-3 / T3rd) FCS 2nd Round
Letterwiners Returning/Lost 46 / 15
Starters Returning/Lost 18 / 7

2016 SCHEDULE

Sept 1..... AT EASTERN ILLINOIS

10..... Northern Arizona
24..... at Northern Illinois
Oct 1..... at South Dakota State •
8..... Indiana State •
15..... at Missouri State •
22..... North Dakota State •
29..... at South Dakota •
Nov 5..... Illinois State •
12..... Northern Iowa •
19..... at Southern Illinois •

• Missouri Valley Conference Game



ALL-TIME EIU/WIU SERIES HISTORY

1930..... H..... EIU..... 23-0	1968..... A..... EIU..... 14-8
1934..... H..... EIU..... 7-3	1969..... H..... WIU..... 6-44
1935..... A..... WIU..... 0-3	1970..... A..... WIU..... 14-31
1936..... H..... WIU..... 2-6	1971..... H..... WIU..... 6-14
1937..... A..... WIU..... 0-31	1972..... A..... WIU..... 13-42
1938..... H..... WIU..... 0-18	1973..... H..... WIU..... 13-56
1939..... A..... WIU..... 7-20	1974..... A..... WIU..... 3-28
1940..... H..... EIU..... 20-7	1975..... H..... Tie..... 3-3
1941..... A..... WIU..... 0-25	1976..... A..... WIU..... 10-14
1942..... H..... WIU..... 0-45	1977..... H..... WIU..... 14-28
1944..... H..... EIU..... 12-0	1978..... A..... EIU..... 40-12
1945..... A..... Tie..... 6-6	1979..... H..... WIU..... 7-10
1946..... H..... EIU..... 20-12	1980..... A..... EIU..... 37-7
1947..... H..... EIU..... 19-0	1981..... H..... EIU..... 20-8
1948..... A..... EIU..... 7-0	1982..... A..... EIU..... 31-7
1949..... H..... WIU..... 0-14	1983..... H..... EIU..... 20-0
1950..... H..... WIU..... 0-13	1984..... A..... EIU..... 14-0
1951..... H..... Tie..... 21-21	1985..... H..... WIU..... 20-34
1952..... H..... WIU..... 6-7	1986..... A..... EIU..... 37-3
1953..... H..... WIU..... 12-19	1987..... H..... WIU..... 12-21
1954..... A..... Tie..... 13-13	1988..... A..... WIU..... 8-45
1955..... H..... WIU..... 7-13	1989..... H..... EIU..... 31-5
1956..... A..... WIU..... 14-58	1990..... A..... EIU..... 27-17
1957..... H..... WIU..... 13-21	1991..... H..... WIU..... 15-16
1958..... A..... WIU..... 0-34	1992..... A..... WIU..... 24-28
1959..... H..... WIU..... 8-28	1993..... H..... WIU..... 14-28
1960..... A..... WIU..... 6-43	1994..... A..... WIU..... 13-23
1961..... H..... EIU..... 14-0	1995..... H..... EIU..... 20-17
1962..... A..... WIU..... 0-44	1996..... H..... WIU..... 7-10
1963..... H..... WIU..... 7-22	1997..... A..... WIU..... 0-41
1964..... A..... WIU..... 14-30	2002..... A..... WIU..... 9-48
1965..... H..... WIU..... 8-28	2015..... A..... WIU..... 5-33
1966..... A..... EIU..... 16-6	
1967..... H..... WIU..... 7-12	

^ FCS Playoff Game

GAME 2... at Miami (Ohio)

2:30 pm (CST) / September 10, 2016 / ESPN3
Yager Stadium / Oxford, Ohio

School / Location..... Miami University / Oxford, Ohio
 Year Founded / Enrollment..... 1809 / 16,000
 Nickname / Colors..... RedHawks / Red and White
 Stadium / Capacity / Turf..... Yager Stadium (24,286) / Turf
 Conference / Affiliation..... Mid-American / NCAA FBS

Head Coach..... Chuck Martin (Millikin, 1990)
 Miami Record / Years..... 5-19 (3)
 Career Record / Years..... 79-26 (9)
 Football Office..... (513) 529-3319

Sports Information (Football Contact)..... Dave Meyer
 Email..... meyerd@miamioh.edu
 SID Office Phone / Press Box..... (513) 529-4329 / (513) 529-7261
 Website..... muredhawks.com
 Twitter..... @MiamiRedHawks

All-Time Series Numbers..... First Meeting
 Longest EIU Win Streak / Years..... none
 Longest MIAMI Win Streak / Years..... none

2015 Record (Conference/Finish)..... 3-9 (2-6 / T5th MAC East)
 Letterwiners Returning/Lost..... 46 / 18
 Starters Returning/Lost..... 16 / 9

2016 SCHEDULE

Sept 3..... at Iowa
 10..... **EASTERN ILLINOIS**
 17..... Western Kentucky
 24..... at Cincinnati
 Oct 1..... Ohio •
 8..... at Akron •
 15..... Kent State •
 22..... at Bowling Green •
 29..... at Eastern Michigan •
 Nov 4..... Central Michigan •
 12..... at Buffalo •
 22..... Ball State •

• Mid-American Conference Game

ALL-TIME EIU/MIAMI SERIES HISTORY

First Meeting

GAME 3... at Illinois State

2 pm / September 17, 2016 / CSN-Chicago
Hancock Stadium / Normal, Ill. / 105th Mid-America Classic

School / Location..... Illinois State University / Normal, Ill.
 Year Founded / Enrollment..... 1857 / 20,807
 Nickname / Colors..... Redbirds / Red & White
 Stadium / Capacity / Turf..... Hancock Stadium (13,391) / AstroPlay
 Conference / Affiliation..... Missouri Valley / NCAA FCS

Head Coach..... Brock Spack (Purdue, 1983)
 Illinois State Record / Years..... 56-29 (7)
 Career Record / Years..... Same
 Football Office..... (309) 438-8671

Sports Information (Football Contact)..... Mike Williams
 Email..... mcwilli@ilstu.edu
 SID Office Phone / Press Box .. (309) 438-7748 / (309) 438-2272 or 2280
 Website..... goredbirds.com
 Twitter..... @ISURedbirds

All-Time Series Numbers..... 105th meeting / ILST leads 54-41-9
 Longest EIU Win Streak / Years..... 8 (1924-31)
 Longest ISU Win Streak / Years..... 7 (1967-73)

2015 Record (Conference/Finish)..... 10-3 (7-1 / T1st MVC) - FCS Quarterfinals
 Letterwiners Returning/Lost..... 46 / 16
 Starters Returning/Lost..... 15 / 7

2016 SCHEDULE

Sept 3..... Valparaiso
 10..... at Northwestern
 17..... **AT EASTERN ILLINOIS**
 24..... at Indiana State •
 Oct 1..... at North Dakota State •
 8..... Youngstown State •
 15..... Southern Illinois •
 22..... at South Dakota •
 29..... South Dakota State •
 Nov 5..... at Western Illinois •
 12..... Missouri State •

• Missouri Valley Conference Game

ALL-TIME EIU/ISU SERIES HISTORY

1901.....EIU.....28-0	1947.....EIU.....H.....13-6	1983.....EIU.....A.....38-7
1905.....ISU.....H.....4-6	1948.....EIU.....A.....13-7	1984.....ISU.....H.....21-34
1906.....EIU.....H.....11-6	1949.....EIU.....H.....7-6	1985.....EIU.....H.....21-14
1907.....Tied.....A.....6-6	1950.....ISU.....A.....21-23	1986.....ISU.....A.....20-23
1908.....ISU.....A.....0-31	1951.....Tied.....A.....28-28	1987.....EIU.....H.....15-9
1912.....EIU.....A.....32-3	1952.....ISU.....H.....26-27	1988.....EIU.....A.....16-7
1913.....EIU.....H.....26-7	1953.....ISU.....A.....0-20	1989.....EIU.....H.....14-13
1914.....EIU.....A.....13-6	1954.....ISU.....H.....7-13	1990.....ISU.....A.....7-28
1915.....Tied.....H.....0-0	1955.....ISU.....A.....13-16	1991.....EIU.....H.....37-28
1916.....EIU.....A.....24-7	1956.....EIU.....H.....14-6	1992.....ISU.....A.....7-48
1917.....EIU.....H.....13-7	1957.....ISU.....A.....7-39	1993.....Tied.....H.....17-17
1920.....ISU.....A.....7-20	1958.....EIU.....H.....20-12	1994.....EIU.....A.....16-13
1921.....ISU.....A.....3-42	1959.....Tied.....A.....6-6	1995.....EIU.....H.....31-10
1922.....Tied.....H.....0-0	1960.....ISU.....H.....6-26	1997.....EIU.....A.....25-14
1923.....ISU.....A.....0-13	1961.....ISU.....A.....0-18	1998.....ISU.....H.....22-36
1924.....EIU.....H.....3-0	1962.....ISU.....H.....0-6	1999.....ISU.....H.....17-24
1925.....EIU.....A.....7-0	1963.....EIU.....A.....14-13	2000.....ISU 20T A.....41-44
1926.....EIU.....H.....12-0	1964.....ISU.....H.....23-25	2001.....Cancelled due to 9/11
1927.....EIU.....A.....6-0	1965.....EIU.....A.....8-7	2002.....EIU.....H.....45-10
1928.....EIU.....H.....19-0	1966.....Tied.....H.....0-0	2003.....ISU.....H.....14-21
1929.....EIU.....A.....33-0	1967.....ISU.....H.....6-28	2004.....ISU.....A.....31-35
1930.....EIU.....H.....15-0	1968.....ISU.....A.....14-41	2005.....ISU.....H.....6-27
1931.....EIU.....A.....7-6	1969.....ISU.....A.....0-37	2006.....ISU.....A.....30-44
1932.....ISU.....A.....0-39	1970.....ISU.....H.....20-29	2006 ^.....ISU.....H.....13-24
1933.....ISU.....H.....6-32	1971.....ISU.....A.....6-17	^ NCAA FCS Playoff
1934.....ISU.....A.....0-13	1972.....ISU.....H.....11-38	2007.....ISU.....H.....21-24
1935.....ISU.....H.....0-13	1973.....ISU.....A.....0-17	2008.....EIU.....A.....25-21
1936.....ISU.....A.....0-13	1974.....EIU.....H.....14-9	2009.....EIU.....H.....31-6
1937.....Tied.....H.....0-0	1975.....ISU.....H.....13-31	2010.....ISU.....A.....23-27
1938.....ISU.....A.....0-19	1976.....ISU.....H.....8-13	2011.....EIU.....H.....33-26
1939.....Tied.....H.....0-0	1977.....ISU.....A.....0-20	2012.....ISU 20T A.....51-54
1940.....ISU.....A.....12-30	1978.....EIU.....H.....42-7	2013.....EIU.....H.....57-24
1941.....ISU.....H.....7-26	1979.....EIU.....A.....24-0	2014.....ISU.....A.....15-34
1942.....ISU.....H.....0-32	1980.....EIU.....H.....31-14	2015.....ISU OT H.....31-34
1945.....ISU.....A.....6-12	1981.....ISU.....A.....3-25	
1946.....ISU.....H.....13-26	1982.....EIU.....H.....27-14	

GAME 4... Austin Peay

**1 pm / September 24, 2016 / OVC Digital Network & WEIU .
O'Brien Field / Charleston, Ill.**

School / Location Austin Peay State University / Clarksville, Tenn.
Year Founded / Enrollment 1927 / 10,111
Nickname / Colors Governors / Red & White
Stadium / Capacity / Turf Governors Stadium (7,000) / FieldTurf XT
Conference / Affiliation Ohio Valley / NCAA FCS

Head Coach Will Healy (Richmond, 2008)
Austin Peay Record / Years First Season
Career Record / Years Same
Football Office (931) 221-7905

Sports Information (Football Contact) Kevin Young
Email youngk@apsu.edu
SID Office Phone / Press Box (931) 221-6562 / (931) 221-7191
Website apslugovernors.com
Twitter @LetsGoPeay

All-Time Series Numbers 17th meeting / EIU leads 13-3
Longest EIU Win Streak / Years 7 (2009-15)
Longest APSU Win Streak / Years 2 (1958-59)

2015 Record (Conference/Finish) 0-11 (0-8 / 9th OVC)
Letterwiners Returning/Lost 40 / 24
Starters Returning/Lost 16 / 8



**AUSTIN PEAY
GOVERNORS**

2016 SCHEDULE

Sept 3..... at Troy
10..... Tennessee Tech •
24..... AT EASTERN ILLINOIS •
Oct 1..... Murray State •
8..... at UT Martin •
15..... at Jacksonville State •
22..... Mercer
29..... at Southeast Missouri •
Nov 5..... Tennessee State •
12..... Eastern Kentucky •
19..... at Kentucky

• Ohio Valley Conference Game

ALL-TIME EIU/APSU SERIES HISTORY

1958	APSU	A	6-21
1959	APSU	H	8-12
1988	EIU	H	44-0
1989	EIU	A	36-0
1992	EIU	A	14-9
1995	EIU	A	31-13
1996	EIU	A	42-7
1997	EIU	H	42-14
2008	APSU	H	13-15
2009	EIU	A	30-20
2010	EIU	H	28-10
2011	EIU	A	19-10
2012	EIU	H	65-15
2013	EIU	A	63-7
2014	EIU	H	63-7
2015	EIU	A	40-16

GAME 5... at Southeast Missouri

**6 pm / October 1, 2016 / OVC Digital Network
Houck Stadium / Cape Girardeau, Mo.**

School / Location Southeast Missouri State University / Cape Girardeau, Mo.
Year Founded / Enrollment 1873 / 12,087
Nickname / Colors Redhawks / Red & Black
Stadium / Capacity / Turf Houck Stadium (10,000) / Fieldturf
Conference / Affiliation Ohio Valley / NCAA FCS

Head Coach Tom Matukewicz (Fort Hays State, 1997)
Southeast Missouri Record / Years 9-14 (6-9 OVC) (3)
Career Record / Years 10-14 (3)
Football Office (573) 651-2561

Sports Information (Football Contact) Jeff Honza
Email jhonza@semo.edu
SID Office Phone / Press Box (573) 651-2933 / (573) 651-2191
Website gosoutheast.com
Twitter @GoSoutheast

All-Time Series Numbers 24th meeting / EIU leads 17-6
Longest EIU Win Streak / Years 6 (2004-09)
Longest SEMO Win Streak / Years 2 (1956-57 / 2010-11)

2015 Record (Conference/Finish) 4-7 (3-4 / 5th OVC)
Letterwiners Returning/Lost 46 / 16
Starters Returning/Lost 18 / 5



2016 SCHEDULE

Sept 3..... at Memphis
10..... at Southern Illinois
17..... Indiana State
24..... at Murray State •
Oct 1..... **EASTERN ILLINOIS •**
8..... at Eastern Kentucky •
22..... at Tennessee Tech •
29..... Austin Peay •
Nov 5..... Jacksonville State •
14..... at UT Martin •
19..... Tennessee State •

• Ohio Valley Conference Game

ALL-TIME EIU/SEMO SERIES HISTORY

1956	SE	A	13-46
1957	SE	A	0-41
1995	EIU	H	34-18
1996	EIU	A	41-21
1997	EIU	A	32-7
1998	EIU	H	35-33
1999	SE	A	38-45
2000	EIU	H	38-9
2001	EIU	H	12-0
2002	EIU	A	44-27
2003	SE	A	17-30
2004	EIU	H	35-28
2005	EIU	A	48-24
2006	EIU	H	21-0
2007	EIU	A	31-16
2008	EIU	H	24-21
2009	EIU	A	23-14
2010	SE	H	13-28
2011	SE	A	30-37
2012	EIU	H	39-20
2013	EIU	H	55-33
2014	EIU	A	52-13
2015	EIU	H	33-28

GAME 6... Tennessee State

6 pm / October 8, 2016 / OVC Digital Network & WEIU
O'Brien Field / Charleston, Ill.

School / Location Tennessee State University / Nashville, Tenn.
Year Founded / Enrollment 1912 / 9,165
Nickname / Colors Tigers / Royal Blue & White
Stadium / Capacity / Turf Nissan Stadium (69,143) / Grass
Conference / Affiliation Ohio Valley / NCAA FCS

Head Coach Ron Reed (Tennessee State, 1989)
Tennessee State Record / Years 36-33 (18-27 OVC) - (6)
Career Record / Years Same
Football Office (615) 963-5674

Sports Information (Football Contact) Jose Garcia
Email jgarcia1@tnstate.edu
SID Office Phone / Press Box (615) 963-5674 / (615) 565-4450
Website tsutigers.com
Twitter @TSU_Tigers

All-Time Series Numbers 20th meeting / EIU leads 12-7
Longest EIU Win Streak / Years 4 (2004-07 & 2013-15)
Longest TSU Win Streak / Years 3 (1982, 1998-99)

2015 Record (Conference/Finish) 4-6 (1-6 8th OVC)
Letterwiners Returning/Lost 65 / 25
Starters Returning/Lost 18 / 6



2016 SCHEDULE

Sept 3..... Arkansas Pine Bluff
10..... vs. Jackson State
17..... at Bethune-Cookman
Oct 1..... UT Martin •
8..... **AT EASTERN ILLINOIS •**
15..... Eastern Kentucky •
22..... at Vanderbilt
29..... at Murray State •
Nov 5..... at Austin Peay •
12..... Tennessee Tech •
19..... at Southeast Missouri •

• Ohio Valley Conference Game

ALL-TIME EIU/TSU SERIES HISTORY

1982* ^..... TSU.....A.....19-20
... ^ NCAA I-AA Quarterfinal ^
1998..... TSU.....H.....21-27
1999..... TSU.....A.....25-43
2000..... EIU.....H.....33-19
2001..... EIU.....H.....52-49
2002..... EIU.....A.....54-48
2003..... TSU.....A.....14-24
2004..... EIU.....H.....34-24
2005..... EIU.....A.....27-3
2006..... EIU.....H.....29-3
2007..... EIU.....A.....38-35
2008..... TSU.....A.....24-45
2009..... TSU.....H.....10-21
2010..... EIU.....A.....31-28 ot
2011..... TSU.....H.....17-18
2013..... EIU.....A.....34-16
2013 ^..... EIU.....H.....51-10
... ^ FCS 2nd Round
2014..... EIU.....H.....28-3
2015..... EIU.....A.....25-22 ot

* - later forfeited by the NCAA due to ineligible TSU player

GAME 7... at Tennessee Tech

6 pm / October 15, 2016 / OVC Digital Network
Tucker Stadium / Cookeville, Tenn.

School / Location Tennessee Tech University / Cookeville, Tenn.
Year Founded / Enrollment 1915 / 11,385
Nickname / Colors Golden Eagles / Purple & Gold
Stadium / Capacity / Turf Tucker Stadium (16,500) / Turf
Conference / Affiliation Ohio Valley / NCAA FCS

Head Coach Marcus Satterfield (East Tennessee, 1999)
Tennessee Tech Record / Years First Season
Career Record / Years Same
Football Office (931) 372-3920

Sports Information (Football Contact) Thomas Corhern
Email tcorhern@ntech.edu
SID Office Phone / Press Box (931) 372-6139 / (931) 372-6030
Website www.ttusports.com
Twitter @TTUGoldenEagles

All-Time Series Numbers 23rd meeting / EIU leads 16-6
Longest EIU Win Streak / Years 5 (2005-09)
Longest TTU Win Streak / Years 2 (1975-76 / 2010-11)

2015 Record (Conference/Finish) 4-7 (3-5 / 6th OVC)
Letterwiners Returning/Lost 40 / 27
Starters Returning/Lost 12 / 10



2016 SCHEDULE

Sept 1..... Wofford
10..... at Austin Peay •
17..... at Mercer
24..... at UT Martin •
Oct 1..... Eastern Kentucky •
8..... at Jacksonville State •
15..... **EASTERN ILLINOIS •**
22..... Southeast Missouri •
Nov 5..... at Tennessee
12..... at Tennessee State •
19..... Murray State •

• Ohio Valley Conference Game

ALL-TIME EIU/TTU SERIES HISTORY

1975..... TTU.....A.....0-37
1976..... TTU.....H.....14-41
1996..... EIU.....A.....35-27
1997..... EIU.....A.....10-7
1998..... EIU.....H.....13-6
1999..... TTU.....H.....7-14
2000..... EIU.....A.....27-16
2001..... EIU.....H.....44-33
2002..... EIU.....A.....35-28
2003..... EIU.....H.....37-10
2004..... TTU.....A.....37-40 (ot)
2005..... EIU.....H.....31-20
2006..... EIU.....A.....38-14
2007..... EIU.....H.....45-24
2008..... EIU.....A.....38-20
2009..... EIU.....H.....23-15
2010..... TTU.....A.....20-34
2011..... TTU.....H.....20-31
2012..... EIU.....A.....31-24
2013..... EIU.....H.....56-21
2014..... EIU.....A.....41-10
2015..... EIU.....H.....51-20

GAME 8... Murray State

1 pm / October 22, 2016 / OVC Digital Network & WEIU.....
O'Brien Field / Charleston, Ill.

School / Location..... Murray State University / Murray, Ky.
Year Founded / Enrollment..... 1922 / 11,207
Nickname / Colors..... Racers / Navy & Gold
Stadium / Capacity / Turf..... Stewart Stadium (16,800) / Field Turf
Conference / Affiliation..... Ohio Valley / NCAA FCS

Head Coach..... Mitch Stewart (Valdosta State, 2005)
Murray State Record / Years..... 3-8 (2-6 OVC) (1)
Career Record / Years..... Same
Football Office..... (270) 809-6181

Sports Information (Football Contact)..... Parker Griffith
Email..... pgriffith2@murraystate.edu
SID Office Phone / Press Box..... (270) 809-3351 / (270) 809-6811
Website..... goracers.com
Twitter..... @MSURacers

All-Time Series Numbers..... 32nd meeting / EIU leads 18-13
Longest EIU Win Streak / Years..... 7 (2003-09)
Longest MSU Win Streak / Years..... 5 / 1994 & 1996-99

2015 Record (Conference/Finish)..... 3-8 (2-6 / 7th OVC)
Letterwiners Returning/Lost..... 44 / 49
Starters Returning/Lost..... 16 / 7



2016 SCHEDULE

Sept 3..... at Illinois
10..... Missouri State
17..... at Southern Illinois
24..... Southeast Missouri •
Oct 1..... at Austin Peay •
15..... UT Martin •
22..... AT EASTERN ILLINOIS •
29..... Tennessee State •
Nov 5..... at Eastern Kentucky •
12..... Jacksonville State •
19..... at Tennessee Tech •

• Ohio Valley Conference Game

ALL-TIME EIU/MUR SERIES HISTORY

1946..... MSU..... 13-38
1974..... MSU..... A..... 0-13
1975..... EIU..... H..... 14-6
1977..... MSU..... A..... 7-35
1978..... EIU..... H..... 35-14
1986 ^..... EIU..... H..... 28-21
... ^ NCAA I-AA First Round
1990..... MSU..... A..... 10-14
1991..... MSU..... A..... 27-28
1992..... EIU..... H..... 48-9
1993..... EIU..... A..... 34-17
1994..... MSU..... H..... 15-31
1996..... MSU..... H..... 28-35
1997..... MSU..... A..... 17-24
1998..... MSU..... H..... 21-35
1999..... MSU..... A..... 32-37
2000..... EIU..... H..... 48-7
2001..... EIU..... H..... 37-6
2002..... MSU..... A..... 35-37
2003..... EIU..... A..... 27-17
2004..... EIU..... H..... 24-9
2005..... EIU..... A..... 35-28
2006..... EIU..... H..... 20-10
2007..... EIU..... A..... 27-24
2008..... EIU..... H..... 34-6
2009..... EIU..... A..... 16-10
2010..... MSU..... H..... 28-38
2011..... MSU..... A..... 27-36
2012..... EIU..... H..... 50-49 (ot)
2013..... EIU..... A..... 37-17
2014..... EIU..... H..... 48-26
2015..... EIU..... A..... 34-20

GAME 9... at Jacksonville State

2 pm / October 29, 2016 / OVC Digital Network.....
Snow Memorial Stadium / Jacksonville, Ala.

School / Location..... Jacksonville State University / Jacksonville, Ala.
Year Founded / Enrollment..... 1883 / 8,693
Nickname / Colors..... Gamecocks / Red & White
Stadium / Capacity / Turf..... Snow Memorial Stadium (24,000) / Pro-Grass
Conference / Affiliation..... Ohio Valley / NCAA FCS

Head Coach..... John Grass (Jacksonville State, 1990)
Jacksonville State Record / Years..... 23-4 (16-0 OVC) - (1)
Career Record / Years..... Same
Football Office..... (256) 782-5365

Sports Information (Football Contact)..... Josh Underwood
Email..... underwood@jsu.edu
SID Office Phone / Press Box..... (256) 782-5915 / (256) 782-5585 or 5586
Website..... jsugamecocksports.com
Twitter..... @JSUGamecocks

All-Time Series Numbers..... 14th meeting / JSU leads 7-6
Longest EIU Win Streak / Years..... 3 (2005-07)
Longest JSU Win Streak / Years..... 2 (2003-04 / 2010-11)

2015 Record (Conference/Finish)..... 13-2 (8-0 / 1st OVC) - FCS Runner-Up
Letterwiners Returning/Lost..... 44 / 40
Starters Returning/Lost..... 12 / 10



2016 SCHEDULE

Sept 1..... North Alabama
10..... at LSU
17..... Coastal Carolina
24..... at Liberty
Oct 8..... Tennessee Tech •
15..... Austin Peay •
22..... at Eastern Kentucky •
29..... EASTERN ILLINOIS •
Nov 5..... at Southeast Missouri •
12..... at Murray State •
19..... UT Martin •

• Ohio Valley Conference Game

ALL-TIME EIU/JSU SERIES HISTORY

2003..... JSU..... A..... 24-36
2004..... JSU..... H..... 21-31
2005..... EIU..... A..... 10-6
2006..... EIU..... H..... 28-24
2007..... EIU..... A..... 37-23
2008..... JSU..... H..... 10-23
2009..... EIU..... A..... 28-20
2010..... JSU..... H..... 23-28
2011..... JSU..... A..... 21-28
2012..... EIU..... H..... 31-28
2013..... EIU..... H..... 52-14
2014..... JSU..... A..... 20-27
2015..... JSU..... H..... 7-21

GAME 10... UT Martin

1 pm / November 5, 2016 / OVC Digital Network & WEIU ...
O'Brien Field / Charleston, Ill.

School / Location..... University of Tennessee at Martin / Martin, Tenn.
Year Founded / Enrollment..... 1900 / 7,042
Nickname / Colors..... Skyhawks / Navy Blue & Orange
Stadium / Capacity / Turf..... Hardy M. Graham Stadium (7,500) / Fieldturf
Conference / Affiliation..... Ohio Valley / NCAA FCS

Head Coach..... Jason Simpson (Southern Mississippi, 1995)
UTM Record / Years..... 65-49 (51-28 OVC) - (10)
Career Record / Years..... Same
Football Office..... (731) 881-7670

Sports Information (Football Contact)..... Alex Boggis
Email..... daboggis@utm.edu
SID Office Phone / Press Box..... (731) 881-7632 / (731) 881-7694
Website..... utmsports.com
Twitter..... @UTMSports

All-Time Series Numbers..... 22nd meeting / EIU leads 14-7
Longest EIU Win Streak / Years..... 9 (1995-2003)
Longest UTM Win Streak / Years..... 3 (2010-12)

2015 Record (Conference/Finish)..... 7-4 (6-2 / 3rd OVC)
Letterwiners Returning/Lost..... 65 / 33
Starters Returning/Lost..... 9 / 12



2016 SCHEDULE

Sept 1..... at Cincinnati
10..... at Hawai'i
17..... Bacone College
24..... Tennessee Tech •
Oct 1..... at Tennessee State •
8..... Austin Peay •
15..... at Murray State •
22..... at Georgia State
29..... Eastern Kentucky •
Nov 5..... AT EASTERN ILLINOIS •
12..... Southeast Missouri •
19..... at Jacksonville State •

• Ohio Valley Conference Game

ALL-TIME EIU/UTM SERIES HISTORY

1995 EIU H 30-22
1996 EIU A 38-0
1997 EIU H 42-6
1998 EIU A 56-35
1999 EIU H 42-21
2000 EIU A 42-7
2001 EIU A 56-16
2002 EIU H 55-43
2003 EIU H 29-12
2004 UTM A 14-32
2005 EIU H 26-7
2006 UTM A 15-9
2007 EIU H 29-23
2008 UTM A 26-29
2009 EIU H 49-13
2010 UTM A 10-20
2011 UTM H 23-24
2012 UTM A 37-51
2013 EIU A 70-22
2014 UTM H 16-37
2015 EIU A 23-21

GAME 11... at Eastern Kentucky

TBA / Nov. 19, 2016 / OVC Digital Network.....
Roy Kidd Stadium / Richmond, Ky.

School / Location..... Eastern Kentucky University / Richmond, Ky.
Year Founded / Enrollment..... 1906 / 17,034
Nickname / Colors..... Colonels / Maroon & White
Stadium / Capacity / Turf..... Roy Kidd Stadium (20,000) / Synthetic Turf
Conference / Affiliation..... Ohio Valley / NCAA FCS

Head Coach..... Mark Elder (Case Western Reserve, 2000)
Eastern Kentucky Record / Years..... First Year
Career Record / Years..... Same
Football Office..... (859) 622-2146

Sports Information (Football Contact)..... Kevin Britton
Email..... kevin.britton@eku.edu
SID Office Phone..... (859) 622-6170 / (859) 622-2226
Website..... ekusports.com
Twitter..... @EKUSports

All-Time Series Numbers..... 24th meeting / EIU leads 13-10
Longest EIU Win Streak / Years..... 4 (1999-2002)
Longest EIU Win Streak / Years..... 5 (2007-11)

2015 Record (Conference/Finish)..... 6-5 (5-3 OVC / 4th)
Letterwiners Returning/Lost..... 55 / 43
Starters Returning/Lost..... 13 / 10



2016 SCHEDULE

Sept 3..... at Purdue
8..... Pikeville College
17..... at Ball State
Oct 1..... at Tennessee Tech •
8..... Southeast Missouri •
15..... at Tennessee State •
22..... Jacksonville State •
29..... at UT Martin •
Nov 5..... Murray State •
12..... at Austin Peay •
19..... EASTERN ILLINOIS •

• Ohio Valley Conference Game

ALL-TIME EIU/EKU SERIES HISTORY

1947 EIU H 13-14
1948 EIU H 14-25
1986 EIU H 22-24
... ^ NCAA I-AA Quarterfinal			
1996 EIU H 45-21
1997 EIU H 7-49
1998 EIU A 24-28
1999 EIU A 20-14
2000 EIU H 49-6
2001 EIU A 21-17
2002 EIU H 25-24
2003 EIU A 0-41
2004 EIU A 6-49
2005 EIU H 53-22
2006 EIU A 28-21
2007 EIU H 21-28
2008 EIU A 7-20
2009 EIU H 31-36
2010 EIU A 7-35
2011 EIU H 16-48
2012 EIU A 24-7
2013 EIU H 42-7
2014 EIU A 33-36 (ot)
2015 EIU H 21-7

Every Down. Every Day.TM

The FCS season provides more than 13,000 student-athletes with the opportunity to play Division I Football while working toward an academic degree. FCS schools celebrate opportunity and excellence through student-athlete success on the field and in the classroom.

The commitment of FCS student-athletes is evident “every down, every day” as they strive to develop leadership, confidence, discipline, teamwork and other life skills.

NCAA.com/fcs



Big Sky Conference • Big South Conference • Colonial Athletic Association • Ivy League • Mid-Eastern Athletic Conference
Missouri Valley Football Conference • Northeast Conference • Ohio Valley Conference • Patriot League
Pioneer Football League • Southern Conference • Southland Conference • Southwestern Athletic Conference

NCAA and Every Down, Every Day, are trademarks of the National Collegiate Athletic Association.

ALL-TIME RECORD VERSUS ALL OPPONENTS

OPPONENTW-L-T ... LAST

Akron	3-3	1989
Augustana (SD)	1-0	1980
Austin Peay	13-3	2015
Ball State	3-3	1960
Blackburn	4-1-1	1924
Boise State	0-1	1988
Bradley	0-3-1	1968
Brigham Young	0-1	2005
Butler	3-3	1979
UC Davis	1-0	1978
California (PA)	1-0	2003
Cal Poly	0-1	1980
Cameron (OK)	1-1	1977
Central Arkansas	0-2	2012
Central Florida	0-2	1999
Central Michigan	2-22	2008
Central Missouri	1-6	1976
Central State (OH)	6-2	1995
Delaware	1-0	1978
Delaware State	1-0	1981
Delta State	1-1	1974
Eastern Kentucky	10-13	2015
Eastern Michigan	5-10	2004
Eastern Washington	1-0	1991
Elmhurst	2-0	1940
Emporia	0-1	1950
Eureka College	2-0	1937
Evansville	3-5	1972
Fairmont College	0-2	1970
Ferris State	6-2-1	1984
Florida Atlantic	2-0	2002
Grand Valley	2-0	1984
Hanover	0-2	1933
Hawai'i	0-3	2006
Hillsdale	0-2	1964
Hope College	0-2	1963
Idaho	1-0	1989
Illinois	0-2	2008
Illinois-Chicago	8-0	1973
Illinois College	1-1	1936
Illinois State	41-54-9	2015
Illinois Wesleyan	0-5	1948
Indiana Central	5-3	1942
Indiana State	42-37-4	2009
Iowa	0-1	2010
Iowa State	0-1	1991
Jackson State	1-0	1982
Jacksonville State	6-7	2015
Kalamazoo College	1-1	1955
Kansas	0-1	1985
Kansas State	0-1	2002
Kentucky State	1-0	1982
Kentucky Wesleyan	1-0	2000
Liberty University	3-1	1989
Lincoln College	7-1-1	1928
Lincoln (MO)	0-1	1953
Lock Haven	2-0	1994
Manchester	0-1	1942
Marshall	0-1	1992
McKendree	6-2	1938

OPPONENTW-L-T ... LAST

McNeese State	0-2	1993
Merom College	2-0	1925
Middle Tennessee	2-1	1998
Millikin	10-19-2	1948
Minnesota	0-1	2014
Missouri	0-1	2003
Missouri-Rolla	2-0	1975
Missouri State	13-5-1	1995
Montana	0-1	1989
Murray State	18-13	2015
Navy	0-1	1993
North Alabama	1-0	1980
Northeast Missouri	10-6	1987
Northern Colorado	1-0	1980
Northern Illinois	10-25-1	2013
Northern Iowa	6-14-1	1996
Northern Michigan	5-5	1986
Northwestern	0-2	2015
Northwest Missouri	1-0	1951
NW Louisiana	2-1	1993
Northwood Institute	0-2	1966
Oakland City	5-0	1937
Ohio	0-1	2014
Penn State	0-1	2009
Pittsburg (KS) State	1-0	1996
Purdue	0-1	2007
Quantico Marines	0-1	1972
Quincy College	1-1	1950
Rose-Hulman	7-1-1	1928
Saginaw Valley	1-0	1985
Samford	4-1	2007
San Diego State	1-1	2013
San Jose State	0-1	1987
St. Joseph's (IN)	4-1	1998
St. Viator	3-4	1933
Shurtleff	6-7	1933
South Dakota	3-0	1981
South Dakota State	0-1	2012
Southeast Missouri	17-6	2015
Southern Illinois	26-42-1	2014
Stephen F. Austin	0-1	1995
UT Martin	14-7	2015
Tennessee State	13-7	2015
Tennessee Tech	16-6	2015
Texas-El Paso	0-1	1994
Toledo	0-2	2000
Towson	0-1	2013
Wayne State	5-2	1979
Western Kentucky	10-5	2000
Western Illinois	21-41-4	2015
Western Michigan	1-1	2012
Wheaton College	0-2	1937
Winona State	1-0	1986
WI-Milwaukee	3-8	1974
WI-Stevens Point	1-1	1973
Wittenberg	0-1	1960
Youngstown State	4-9	1992

Bold Indicates 2016 Opponent

NCAA FCS Playoffs

2015 (First Round @ Cedar Falls, Iowa)
Northern Iowa def. Eastern Illinois, 53-17

2013 (Second Round @ Charleston, Ill.)
Eastern Illinois def. Tennessee State, 51-10

2013 (Quarterfinals @ Charleston, Ill.)
Towson def. Eastern Illinois, 49-39

2012 (First Round @ Brookings, SD)
South Dakota State def. Eastern Illinois, 58-10

2009 (First Round @ Carbondale, Ill.)
Southern Illinois def. Eastern Illinois, 48-7

2007 (First Round @ Carbondale, Ill.)
Southern Illinois def. Eastern Illinois, 30-11

2006 (First Round @ Charleston, Ill.)
Illinois State def. Eastern Illinois, 24-13

2005 (First Round @ Charleston, Ill.)
Southern Illinois def. Eastern Illinois, 21-6

2002 (First Round @ McComb, Ill.)
Western Illinois def. Eastern Illinois, 48-9

2001 (First Round @ Charleston, Ill.)
Northern Iowa def. Eastern Illinois, 49-43

2000 (First Round @ Missoula, Mont.)
Montana def. Eastern Illinois, 45-13

1996 (First Round @ Cedar Falls, Iowa)
Northern Iowa def. Eastern Illinois, 21-14

1995 (First Round @ Nacogdoches, Texas)
Stephen F. Austin def. Eastern Illinois, 34-29

1989 (First Round @ Moscow, Idaho)
Eastern Illinois def. Idaho, 38-21

1989 (Quarterfinals @ Missoula, Mont.)
Montana def. Eastern Illinois, 25-19

1986 (First Round @ Charleston, Ill.)
Eastern Illinois def. Murray State, 28-21

1986 (Quarterfinals @ Charleston, Ill.)
Eastern Kentucky def. Eastern Illinois, 24-22

1983 (First Round @ Terre Haute, Ind.)
Indiana State def. Eastern Illinois, 16-13 (2OT)

1982 (First Round @ Charleston, Ill.)
Eastern Illinois def. Jackson State, 16-13 (OT)

1982 (Quarterfinals @ Nashville, Tenn.)
Tennessee State def. Eastern Illinois, 20-19
win later vacated due to use of ineligible player

Division II Playoffs

1978 (National Champions)
Eastern Illinois def. UC Davis, 35-31
Eastern Illinois def. Youngstown State, 26-22
Eastern Illinois def. Delaware, 10-9

1980 (National Runners-up)
Eastern Illinois def. Northern Colorado, 21-14
Eastern Illinois def. Northern Alabama, 56-31
Cal Poly def. Eastern Illinois, 21-13

ALL-TIME NCAA FCS PLAYOFF APPEARANCES

School	# Appearances (Last)
Montana	24 (2015)
Eastern Kentucky	21 (2014)
Appalachian State	20 (2012)
Georgia Southern	19 (2012)
Northern Iowa	18 (2015)
EASTERN ILLINOIS	16 (2015)
McNeese State	16 (2015)
Furman	16 (2013)
Delaware	15 (2010)
New Hampshire	14 (2015)



Year.....	Opponent	Conference *	Result
1984.....	at Toledo.....	Mid-American.....	L 17-38
1985.....	at Kansas	Big 12.....	L 20-44
1987.....	at San Jose State.....	Western Athletic.....	L 3-24
1987.....	at Akron.....	Independent.....	L 10-24
1989.....	Akron.....	Independent.....	W 27-17
1990.....	at Northern Illinois	Independent.....	L 17-28
1991.....	at Iowa State	Big 12.....	L 13-42
1993.....	at Navy.....	Independent.....	L 10-31
1994.....	at Texas El Paso.....	Western Athletic.....	L 20-22
1994.....	at Northern Illinois	Independent.....	L 17-49
1996.....	at Western Michigan	Mid-American	W 28-20
1998.....	at Central Florida.....	Independent.....	L 0-48
1998.....	at Northern Illinois	Mid-American	W 24-10
1999.....	at Central Michigan	Mid-American.....	L 17-33
1999.....	at Hawaii	Western Athletic.....	L 27-31
1999.....	at Central Florida.....	Independent.....	L 21-31
2000.....	at Toledo.....	Mid-American.....	L 26-31
2001.....	at San Diego State	Mountain West.....	L 7-40
2002.....	at Hawaii	Western Athletic.....	L 36-61
2002.....	at Kansas State	Big 12.....	L 13-63
2003.....	at Missouri.....	Big 12.....	L 0-37
2004.....	at Eastern Michigan	Mid-American	W 31-28
2005.....	at BYU.....	Mountain West.....	L 10-45
2006.....	at Illinois	Big Ten.....	L 17-42
2006.....	at Hawaii	Western Athletic.....	L 9-44
2007.....	at Purdue.....	Big Ten.....	L 6-52
2008.....	at Central Michigan	Mid-American.....	L 12-31
2008.....	at Illinois	Big Ten.....	L 21-47
2009.....	at Penn State	Big Ten.....	L 3-52
2010.....	at Iowa.....	Big Ten.....	L 7-37
2011.....	at Northwestern	Big Ten.....	L 21-42
2012.....	at Western Michigan.....	Mid-American.....	L 21-52
2013.....	at San Diego State.....	Mountain West	W 40-19
2013.....	at Northern Illinois	Mid-American.....	L 39-43
2014.....	at Minnesota.....	Big Ten.....	L 20-42
2014.....	at Ohio.....	Mid-American.....	L 19-34
2015.....	at Northwestern.....	Big Ten.....	L 0-41
			5-33 all-time

* indicates conference school was a member of when facing EIU



EIU head coach Bob Spoo and Penn State head coach Joe Paterno meet prior to the 2010 contest... Quarterback Tony Romo faces Kansas State in 2002...



Now in its 69th year, the Ohio Valley Conference continues to build on the success that has made it the nation's eighth-oldest NCAA Division I conference.

In May 2011 the Conference expanded for the second time in four years, adding Belmont University which begins competition in the 2012-13 academic year. The addition of Belmont gives the OVC 12 members, the most the league has had at one time in its illustrious history. The move added a second team in the city of Nashville and was the first addition to the league since Southern Illinois University Edwardsville joined in 2008.

The 2009-10 school year saw a change in leadership as Beth DeBauche was named the seventh full-time Commissioner in league history on July 28, 2009. The last three commissioners of the OVC have moved onto jobs as the commissioner of the Big Ten, Big 12 and the Mid-American Conferences.

The OVC's proud past dates back to 1948, but seeds for the new league were actually planted in 1941. It was then that Roy Stewart, the athletics director at Murray State, Charles (Turkey) Hughes, the athletics director at Eastern Kentucky, and Kelly Thompson, the public relations director at Western Kentucky, first broached the idea of forming a new conference. Discussions were put on hold by World War II, but reemerged Feb. 27-28, 1948 at the Kentucky Hotel in Louisville as the three original institutions combined with Morehead State, Louisville and Evansville to form the OVC.

In the 1950's, the OVC became a pioneer on a much more significant scale socially. During times of racial segregation, league member Morehead State became one of the first non-traditionally black mid-southern institutions to accept a black student. In 1958, Marshall Banks earned athletically-related aid at Morehead, which signed a second black athlete, Howard Murphy, a year later. In 1961, Murphy earned all-conference recognition as a halfback in football. With racial barriers broken, the rest of the institutions in the league began to provide educational and athletic opportunities to African-Americans.

Through the past 66 years, 15 teams have won or shared the league's football title. The list is led by Eastern Kentucky, winner of 21 outright or shared football crowns, which is tied for the most in Football Championship Subdivision history (with Massachusetts). Among OVC teams, former member Middle Tennessee is next with 11 titles, followed by Tennessee Tech with 10, and Murray State and former member Western Kentucky with eight apiece. Eastern Illinois has claimed seven football crowns and Jacksonville State has three, while Morehead State, Tennessee State and former members Evansville and East Tennessee State have captured two apiece. Austin Peay, Southeast Missouri, UT Martin and former member Youngstown State have one title apiece.

Murray State and Evansville tied for the initial football championship, and the Racers participated in the first-ever bowl game by an OVC team, tying Sul Ross State 21-21 in the 1948 Tangerine Bowl. From 1948 to 1975, OVC teams played in 15 bowl games, winning eight of them. Eastern Kentucky and Western Kentucky were also participants in the NCAA Division II playoffs in the early and mid-1970s prior to the NCAA's reclassification of football programs into Division I-AA. The term "I-AA" lasted until the end of the 2006 season when it was changed to Division I Football Championship Subdivision (FCS).

The first Division I-AA/FCS football playoff was held in 1978 with only four teams, which is the only year through present day that the OVC did not field a playoff representative. In 1979, four of the nation's top teams were invited to the playoffs, and two of them - Eastern Kentucky and Murray State - were from the OVC. Murray dropped its semifinal game to Lehigh, but the Colonels nipped Nevada-Reno in double overtime and claimed the national championship a week later with a 30-7 victory over Lehigh. EKV was coached by former All-America quarterback Roy Kidd, who was in his 16th year at the helm of his alma mater and who skippered the Colonels to a second national title three years later. Following the 2002 season, Kidd retired after 39 years at EKV; upon retirement, he ranked sixth all-time among Division I coaches with 315 victories, earning him a spot in the College Football Hall of Fame. EKV's 20 FCS playoff appearances are the second for the most all-time (behind only Montana).

In addition to Kidd, other coaching legends in the OVC include Charles "Bubber" Murphy, who coached at Middle Tennessee from 1947-1968, Western Kentucky's Jimmy Feix (1968-83), Wilburn Tucker (1954-67) and Don Wade (1968-82) of Tennessee Tech, Bill Ferguson (1967-77) of Murray State, Guy Penny (1959-67) of Morehead State and Boots Donnelly (1977-78 at Austin Peay; 1979-1998 at Middle Tennessee). Following the 2011 season Eastern Illinois head coach Bob Spoo retired following 25 years at the school (the last 16 as members of the OVC). In his time as an OVC coach he compiled 92 total victories (fifth-most in league history) and 68 OVC wins (fourth-most in league history) and was inducted into the OVC Hall of Fame in 2012.

A sampling of former OVC football stars, some of whom were All-Americans during their collegiate careers before achieving stardom at the professional ranks, include Jim Youngblood and Larry Schreiber (Tennessee Tech), Phil Simms (Morehead State), Virgil Livers and Dale Lindsey (Western Kentucky), Myron Guyton and Chad Bratzke (Eastern Kentucky), Cortland Finnegan (Samford) and Tony Romo and Jimmy Garoppolo (Eastern Illinois). In 2008, former Tennessee State standout Dominique Rodgers-Cromartie became just the fourth NFL First Round draft pick in OVC history when he was selected 16th overall by the Arizona Cardinals. He would break into the starting lineup halfway through his rookie season and started at cornerback for the Cardinals in Super Bowl XLIII.

The 2007 season marked a return to scholarship football and the OVC for the Austin Peay Governors. Following the 1996 season the Governors dropped scholarship football and competed as both an independent (1997-00, 2006) and as a member of the Pioneer Football League (2001-05).

The 2007 season brought new vernacular to the Ohio Valley Conference and the division formerly known as I-AA. Beginning with the 2006 National Championship

game the term I-AA was changed to NCAA Football Championship Subdivision (FCS) in a decision by the Division I Board of Directors. The new label was chosen to communicate in a positive and clear manner the unique differences between Division I football categories (chiefly, the post-season opportunity) while still defining them within the Division I experience. The FCS includes programs that compete in an effort to participate in the NCAA championship postseason structure (one of 89 NCAA national championships) as opposed to the Football Bowl Subdivision (FBS) which competes in an effort to participate in the postseason bowl system (the 35 NCAA-licensed events which includes the Bowl Championship Series).

In 2010 Southeast Missouri State, picked to finish seventh in the preseason poll, compiled a 7-1 Conference record on the way to its first OVC Championship since joining the league in 1991. Overall the Redhawks were 9-2 during the regular season and earned a berth in the FCS Playoffs, its first playoff berth at any level in the program's 104-year history. Southeast would lose to eventual national champion Eastern Washington in the second round of the playoffs. Head coach Tony Samuel capped the year by winning the Sports Network's Eddie Robinson Award, given to the National Coach of the Year. Samuel was the second OVC coach to win the award (joining Murray State's Houston Nutt who won the award in 1995).

For only the second time in league history in 2011, three teams shared the OVC football championship, as Eastern Kentucky, Jacksonville State and Tennessee Tech finished with 6-2 records. The only other time in league history more than two champions were crowned at the end of the year was 1962 (when four teams shared the crown).

In 2012 Eastern Illinois became just the fourth football team in OVC history to go from worst-to-first in winning the OVC Championship. The Panthers were led by head coach Dino Babers who became just the fourth first-year head coach to win an OVC Championship (joining Boots Donnelly in 1977, Jason Simpson in 2006 and Dean Hood in 2008). During the year Eastern Illinois junior wide receiver Erik Lora shattered the FCS single-season receptions record, hauling in 136 passes in 12 games; that mark was 13 more than the previous NCAA record and 44 more than the previous OVC mark.

In 2013 Eastern Illinois repeated as OVC Champions behind Walter Payton Award winner Jimmy Garoppolo. The quarterback became just the second OVC player to earn the National Player of the Year Award, joining former EIU signal caller Tony Romo (2002). Garoppolo passed for 5,050 yards (second most in NCAA single-season history) and 53 touchdowns (fourth in NCAA history) in leading the Panthers to a 12-2 record and berth to the quarterfinals of the FCS Playoffs. Garoppolo was drafted by the New England Patriots in the second round of the 2014 NFL Draft, becoming just the fifth OVC player selected in that round and first OVC quarterback selected since 1998.

The 2013 season saw the OVC snap a 19-game playoff losing streak dating back to the 2000 season. Tennessee State shutout Butler (marking the first OVC road playoff victory since 1986) to snap the streak while later that day Jacksonville State smashed Samford in the first round. A week later Eastern Illinois beat Tennessee State while Jacksonville State won at McNeese State to each advance to the quarterfinals; that marked the first time the OVC put two teams in the quarterfinals in the same season since 1991. Overall the four total playoff wins in the same season established a new OVC record.

The vision of leadership demonstrated by the Founding Fathers in 1948 remains alive today as the Ohio Valley Conference prepares for the future. One example is in regard to the current trend in collegiate athletics administration for increased involvement of university presidents in setting policies and making rules. The presidents of OVC institutions, however, have always governed the Conference, long before presidential governance became a national theme.

The Ohio Valley Conference sponsors the following sports: baseball, basketball, cross country, football, golf, tennis and track for men, and basketball, cross country, golf, soccer, softball, tennis, track and volleyball for women. In addition, the OVC also sponsors the combined men's and women's sport of rifle.

Now in its seventh decade of competition, the Ohio Valley Conference has grown significantly from its humble beginnings while increasing the number of athletics opportunities it provides for students. The leagues membership includes charter members Eastern Kentucky University, Morehead State University and Murray State University, along with Austin Peay State University, Eastern Illinois University, Jacksonville State University, Southeast Missouri State University, Southern Illinois University Edwardsville, Tennessee State University, Tennessee Technological University and the University of Tennessee at Martin.

OVC Administrative Staff

Beth DeBauche - Commissioner

Brian Pulley - Assistant Commissioner for External Affairs
Stephanie Castera - Assistant Commissioner for Institutional Services/SWA
Bryce Robinson - Director of Compliance & Digital Media
Jon Kuka - OVC IMG Sports Marketing
Jenny Kulchar - Administrative Assistant

Media Relations

Kyle Schwartz (kschwartz@ovc.org) - Assistant Commissioner for Media Relations
Heather Brown (hbrown@ovc.org) - Director of Media Relations

THE OHIO VALLEY CONFERENCE

215 Centerview Drive, Suite 115
Brentwood, TN 37027

(615) 371-1698 (phone)
(615) 371-1788 (fax)

www.ovcsports.com



OVC STANDINGS

(Through the end of the season)



SINCE 1948

	OVC					OVERALL					SINCE 1948			
	W	L	PCT.	PF	PA	W	L	PCT.	PF	PA	Home	Away	Neutral	Streak
Jacksonville State *#	8	0	1.000	321	125	13	2	.867	584	299	8-0	5-1	0-1	L1
Eastern Illinois #	7	1	.875	230	158	7	5	.583	283	319	3-2	4-3	0-0	L1
UT Martin	6	2	.750	287	221	7	4	.636	390	370	3-2	4-2	0-0	W1
Eastern Kentucky	5	3	.625	254	192	6	5	.545	333	271	3-1	2-4	1-0	L1
Southeast Missouri	3	4	.429	200	186	4	7	.364	279	299	3-3	1-4	0-0	L2
Tennessee Tech	3	5	.375	187	287	4	7	.364	254	395	3-2	1-4	0-1	W2
Murray State	2	6	.250	238	288	3	8	.273	336	409	2-3	1-5	0-0	L2
Tennessee State	1	6	.143	157	228	4	6	.400	246	281	2-2	1-4	1-0	L2
Austin Peay	0	8	.000	113	302	0	11	.000	133	429	0-5	0-6	0-0	L11

*OVC Champions

NCAA Division I Football Championship Participants



2015 NCAA Division I Football Championship



* Host Institution
All times are Eastern time. Information subject to change.
© 2015 National Collegiate Athletic Association. No commercial use without the NCAA's written permission.
The NCAA opposes all forms of sports wagering.

2015 All-Ohio Valley Conference Football Team

(Selected by OVC Head Football Coaches and Sports Information Directors)

OVC Offensive Player of the Year: Eli Jenkins (QB), Jacksonville State

OVC Co-Defensive Player of the Year: Dino Fanti (DT), Eastern Illinois

OVC Co-Defensive Player of the Year: Noah Spence (DE), Eastern Kentucky

OVC Freshman of the Year: Dante Vandeven (QB), Southeast Missouri

Roy Kidd OVC Coach of the Year: John Grass, Jacksonville State

FIRST-TEAM OFFENSE

<u>Player</u> , <u>School</u>	<u>Pos.</u>	<u>Ht.</u>	<u>Wt.</u>	<u>Yr.</u>	<u>Hometown</u>	<u>Key Stats</u>
Eli Jenkins, Jacksonville State *	QB	6-2	205	Jr.	Birmingham, Ala.	2185 pass yds., 18 TDs, 640 rush yds., 8 TDs
Troymaine Pope, Jacksonville State	RB	5-9	205	Sr.	Anniston, Ala.	1092 yards, 11 TDs, 10 catches, 1 TD
Tremaine McCullough, Southeast Missouri	RB	5-10	170	Jr.	Royal Palm Beach, Fla.	1028 yds, 5 TDs, 33 catches, 279 yds.
Paul McRoberts, Southeast Missouri *	WR	6-3	197	Sr.	St. Louis, Mo.	76 catches, 940 yards, 9 TDs
Josh Barge, Jacksonville State #!	WR	6-1	178	Jr.	Carrollton, Ga.	75 catches, 887 yards, 11 TDs
Ben Madon, Eastern Kentucky	TE	6-5	252	Sr.	Pineville, Ky.	34 catches, 456 yards, 3 TDs
Casey Dunn, Jacksonville State	C	6-3	285	Jr.	Trussville, Ala.	
Adam Wright, Jacksonville State *	OG	6-4	310	Sr.	Centerpoint, Ala.	
Blake Burks, Jacksonville State	OG	6-1	320	Sr.	Hoover, Ala.	
Justin Lea, Jacksonville State #%	OT	6-4	295	So.	Henagar, Ala.	
Brett Eyckmans, Eastern Kentucky *	OT	6-5	301	Sr.	Lexington, Ky.	

FIRST-TEAM DEFENSE

<u>Player</u> , <u>School</u>	<u>Pos.</u>	<u>Ht.</u>	<u>Wt.</u>	<u>Yr.</u>	<u>Hometown</u>	<u>Key Stats</u>
Noah Spence, Eastern Kentucky	DL	6-3	261	Jr.	Harrisburg, Pa.	63 tackles, 22.5 TFL, 11.5 sacks, 15 QBH, 3 FF
Dino Fanti, Eastern Illinois #^	DL	6-1	265	Sr.	Venice, Fla.	60 tackles, 21.0 TFL, 7.5 sacks, 9 QBH, 5 FF
Chris Landrum, Jacksonville State #!	DL	6-3	260	Sr.	Sweet Water, Ala.	37 tackles, 13.0 TFL, 6.0 sacks, 5 QBH, 2 FF
Ebenezer Ogundeko, Tennessee State	DL	6-3	255	So.	Brooklyn, N.Y.	58 tackles, 10.5 TFL, 5.0 sacks, 3 QBH, 1 FF
Kamu Grugier-Hill, Eastern Illinois *	LB	6-2	215	Sr.	Papakolea, Hawaii	62 tackles, 14.5 TFL, 5.5 sacks, 1 INT, 1 FR
Dawson Wells, Jacksonville State	LB	6-1	235	Sr.	Ocean Springs, Miss.	71 tackles, 8.0 TFL, 3 INT, 3 QBH, 2 TDs
Tra'Darius Goff, Tennessee Tech ^	LB	5-11	240	Sr.	Columbia, Tenn.	132 tackles, 7.0 TFL, 2.0 sacks, 1 FF, 1 FR
Jourdan Wickliffe, Eastern Illinois *\$	DB	6-1	200	Sr.	Columbus, Ohio	58 tackles, 5.0 TFL, 5 INT, 4 PBU
Brandon Bender, Jacksonville State	DB	5-9	180	Sr.	McCalla, Ala.	68 tackles, 9.5 TFL, 3.0 sacks, 3 PBU, 3 FF
Jermaine Hough, Jacksonville State *&	DB	5-10	185	Sr.	Lovejoy, Ga.	27 tackles, 2.0 TFL, 1 INT, 2 PBU
Folo Johnson, Jacksonville State	DB	5-11	202	Sr.	Dallas, Ga.	53 tackles, 2.5 TFL, 1 INT, 5 PBU

FIRST-TEAM SPECIALISTS

<u>Player</u> , <u>School</u>	<u>Pos.</u>	<u>Ht.</u>	<u>Wt.</u>	<u>Yr.</u>	<u>Hometown</u>	<u>Key Stats</u>
Lucas Williams, Eastern Kentucky	K	6-1	210	So.	Russell Springs, Ky.	11-of-14 FGs, Long of 45, 41-of-42 PATs
Keith Wrzuszczak, Eastern Kentucky	P	5-11	194	So.	Geelong, Australia	43.7 yards/punt, Long of 75, 20 of 50+ yds.
Ladarius Vanlier, Tennessee Tech #&	RS	5-8	175	Sr.	Nashville, Tenn.	25.8 yards/KOR, Long of 55

* - 1st Team All-OVC in 2014

\$ - 1st Team All-OVC in 2013

- 2nd Team All-OVC in 2014

^ 2nd Team All-OVC in 2013

% - OVC All-Newcomer Team in 2014

! - OVC All-Newcomer in 2013

& - OVC All-Newcomer in 2012



SECOND-TEAM OFFENSE

<u>Player</u> , <u>School</u>	<u>Pos.</u>	<u>Ht.</u>	<u>Wt.</u>	<u>Yr.</u>	<u>Hometown</u>	<u>Key Stats</u>
KD Humphries, Murray State	QB	6-3	225	Jr.	Montgomery, Ala.	3778 pass yds., 22 TDs, 224 rush yds., 4 TDs
Jarod Neal, UT Martin	QB	6-1	210	Sr.	Hendersonville, Tenn.	3117 pass yds., 30 TDs, 208 rush yds.
Devin Church, Eastern Illinois	RB	5-8	190	Jr.	Detroit, Mich.	708 yards, 8 TDs, 26 catches, 208 yds., 2 TDs
Roman Clay, Murray State	RB	5-11	225	Jr.	Lancaster, Pa.	935 yards, 11 TDs, 27 catches, 184 yds.
Brock McCain, Tennessee Tech %	WR	6-0	185	So.	Livingston, Tenn.	61 catches, 747 yards, 4 TDs
Rod Wright, UT Martin	WR	6-1	175	Sr.	Memphis, Tenn.	62 catches, 963 yards, 14 TDs
Patrick Smith, Tennessee State	WR	6-0	190	So.	Memphis, Tenn.	54 catches, 996 yards, 10 TDs
Jesse Blackburn, Murray State	TE	6-3	240	Jr.	Gardendale, Ala.	48 catches, 612 yards, 5 TDs
Charles Mouton, Tennessee Tech	C	6-3	305	Jr.	Victorville, Calif.	
Jessamen Dunker, Tennessee State	OG	6-5	290	Jr.	Boynton Beach, Fla.	
Garret Baker, Southeast Missouri	OG	6-2	280	Jr.	Owensville, Mo.	
Jackson Roberts, UT Martin	OT	6-7	300	Sr.	St. Louis, Mo.	
Jimmy Lowery, Eastern Illinois !	OT	6-4	290	Jr.	Burr Ridge, Ill.	

SECOND-TEAM DEFENSE

<u>Player</u> , <u>School</u>	<u>Pos.</u>	<u>Ht.</u>	<u>Wt.</u>	<u>Yr.</u>	<u>Hometown</u>	<u>Key Stats</u>
Devaunte Sigler, Jacksonville State *	DL	6-3	290	Sr.	Mobile, Ala.	20 tackles, 1.0 TFL, 1.5 sacks, 1 PBU
Darius Jackson, Jacksonville State	DL	6-3	230	So.	Bessemer, Ala.	33 tackles, 14.0 TFL, 6.0 sacks, 2 QBH
Bryce Krebs, Eastern Kentucky	DL	6-2	300	Sr.	Greenwood, Ind.	26 tackles, 3.5 TFL, 1 PBU, 1 QBH
Damani Taylor, UT Martin	DL	6-2	300	Jr.	Martin, Tenn.	54 tackles, 9.0 TFL, 5.5 sacks, 2 QBH
Chris Kelly, Eastern Kentucky	LB	5-11	220	Sr.	Cold Spring, Ky.	56 tackles, 5.0 TFL, 1.0 sack, 4 QBH, 1 FR
Marquise Piton, Eastern Kentucky	LB	6-2	220	Sr.	Pembroke Pines, Fla.	44 tackles, 7.0 TFL, 3.5 sacks, 4 QBH, 1 FF
Roper Garrett, Southeast Missouri	LB	6-1	234	Jr.	Farmington, Mo.	106 tackles, 10.0 TFL, 4.5 sacks, 1 FF, 1 FR
Marquis Clemons, UT Martin	DB	5-11	220	Sr.	St. Louis, Mo.	79 tackles, 2.5 TFL, 1 INT, 3 PBU, 2 QBH
Maleek Hall, Tennessee Tech	DB	5-10	190	Jr.	Clarksville, Tenn.	64 tackles, 3.0 TFL, 1 INT, 17 PBU
Dylan Chatman, Eastern Illinois	DB	6-1	180	Sr.	Belleville, Ill.	29 tackles, 1.0 TFL, 4 INT, 7 PBU
DeQuinten Spraggins, Murray State	DB	6-2	187	Sr.	West Point, Miss.	90 tackles, 4.0 TFL, 2 INT, 8 PBU
Mike Ford, Southeast Missouri	DB	5-11	188	So.	Alton, Ill.	44 tackles, 2.0 TFL, 5 INT, 7 PBU, 1 TD

SECOND-TEAM SPECIALISTS

<u>Player</u> , <u>School</u>	<u>Pos.</u>	<u>Ht.</u>	<u>Wt.</u>	<u>Yr.</u>	<u>Hometown</u>	<u>Key Stats</u>
Jackson Redditt, UT Martin	K	6-1	230	Sr.	Mt. Juliet, Tenn.	12-of-17 FGs, Long of 41, 46-of-47 PATs
Alex Knight, Southeast Missouri	P	6-1	199	Jr.	Boca Raton, Fla.	44.8 yards/punt, Long of 65, 18 of 50+ yds.
Lawon DeBardelaben, Jacksonville State	RS	5-8	168	Jr.	Prattville, Ala.	23.1 yards/KOR, Long of 37

* - 1st Team All-OVC in 2014

\$ - 1st Team All-OVC in 2013

- 2nd Team All-OVC in 2014

^ 2nd Team All-OVC in 2013

% - OVC All-Newcomer Team in 2014

! - OVC All-Newcomer in 2013

& - OVC All-Newcomer in 2012

ALL-NEWCOMER TEAM

<u>Player</u> , <u>School</u>	<u>Pos.</u>	<u>Ht.</u>	<u>Wt.</u>	<u>Yr.</u>	<u>Hometown</u>	<u>Key Stats</u>
Kendall Morris, Austin Peay	RB	5-10	188	R-Fr.	St. Peters, Mo.	690 rush yards, 5 TDs, 6 catches, 44 yards
Devin Church, Eastern Illinois	RB	5-8	190	Jr.	Detroit, Mich.	708 yards, 8 TDs, 26 catches, 208 yds., 2 TDs
Dylan Chatman, Eastern Illinois	DB	6-1	180	Sr.	Belleville, Ill.	29 tackles, 1.0 TFL, 4 INT, 7 PBU
Ethan Thomas, Eastern Kentucky	RB	5-11	210	Fr.	Johnson City, Tenn.	498 rush yards, 4 TDs, 15 catches, 129 yds.
Noah Spence, Eastern Kentucky	DE	6-3	261	Jr.	Harrisburg, Pa.	63 tackles, 22.5 TFL, 11.5 sacks, 15 QBH, 3 FF
Desmond Owino, Jacksonville State	DL	6-5	289	Jr.	Nairobi, Kenya	28 tackles, 4.0 TFL, 2.5 sacks, 5 QBH
Joel McCandless, Jacksonville State	LB	6-1	229	So.	Birmingham, Ala.	56 tackles, 9.5 TFL, 2.5 sacks, 1 INT, 2 QBH
Tremane McCullough, Southeast Missouri	RB	5-10	170	Jr.	Royal Palm Beach, Fla.	1028 yds, 5 TDs, 33 catches, 279 yds.
Dante Vandeven, Southeast Missouri	QB	6-2	190	Fr.	Jackson, Mo.	1568 pass yds., 11 TDs, 292 rush yds., 6 TDs
Ebenezer Ogundeko, Tennessee State	DE	6-3	255	So.	Brooklyn, N.Y.	58 tackles, 10.5 TFL, 5.0 sacks, 3 QBH, 1 FF
O'Shay Ackerman-Carter, Tennessee State	QB	6-3	215	R-Fr.	Jacksonville, Fla.	1279 passing yards, 11 TDs
Patrick Smith, Tennessee State	WR	6-0	190	So.	Memphis, Tenn.	54 catches, 996 yards, 10 TDs
Damani Taylor, UT Martin	DE	6-2	300	Jr.	Martin, Tenn.	54 tackles, 9.0 TFL, 5.5 sacks, 2 QBH

Note: The All-Newcomer team is comprised of first-year players in the OVC - that can be either true freshmen, redshirt freshmen or first-year transfers. The team consists of 13 total players (2 extra this year due to ties in voting) and is not voted on by position.

There were 13 players on the All-OVC second-team offense (2 QB's, 3 WR's) and 12 players on the All-OVC second-team defense (5 DB's) due to ties in voting.

SCORING OFFENSE	G	TD	FG	XPT	2XP	DXP	Saf	Pts	Avg/G
1. Jacksonville State	15	76	18	70	1	0	1	584	38.9
2. UT Martin	11	50	12	46	2	0	2	390	35.5
3. Murray State	11	43	13	37	0	1	0	336	30.5
4. Eastern Kentucky	11	43	11	42	0	0	0	333	30.3
5. Southeast Missouri	11	36	9	32	2	0	0	279	25.4
6. Tennessee State	10	32	8	26	1	0	1	246	24.6
7. Eastern Illinois	12	36	10	31	1	1	1	283	23.6
8. Tennessee Tech	11	32	9	31	1	1	0	254	23.1
9. Austin Peay	11	18	5	10	0	0	0	133	12.1

SCORING DEFENSE	G	TD	FG	XPT	2XP	DXP	Saf	Pts	Avg/G
1. Jacksonville State	15	36	16	35	0	0	0	299	19.9
2. Eastern Kentucky	11	35	9	32	1	0	0	271	24.6
3. Eastern Illinois	12	38	19	32	0	0	1	319	26.6
4. Southeast Missouri	11	39	10	33	1	0	0	299	27.2
5. Tennessee State	10	36	9	30	2	2	0	281	28.1
6. UT Martin	11	51	4	48	1	0	1	370	33.6
7. Tennessee Tech	11	51	14	43	1	0	1	395	35.9
8. Murray State	11	55	11	44	1	0	0	409	37.2
9. Austin Peay	11	55	16	51	0	0	0	429	39.0

TOTAL OFFENSE	G	Rush	Pass	Plays	Yards	Avg/P	TD	Avg/G
1. Jacksonville State	15	4511	3102	1154	7613	6.6	74	507.5
2. Murray State	11	1307	3820	901	5127	5.7	39	466.1
3. UT Martin	11	1795	3228	829	5023	6.1	47	456.6
4. Eastern Kentucky	11	1452	2816	839	4268	5.1	40	388.0
5. Southeast Missouri	11	2012	1898	756	3910	5.2	29	355.5
6. Eastern Illinois	12	2079	1992	850	4071	4.8	31	339.2
7. Tennessee State	10	1234	2092	658	3326	5.1	32	332.6
8. Tennessee Tech	11	1440	2126	711	3566	5.0	31	324.2
9. Austin Peay	11	1402	1325	725	2727	3.8	18	247.9

TOTAL DEFENSE	G	Rush	Pass	Plays	Yards	Avg/P	TD	Avg/G
1. Jacksonville State	15	1814	2691	1000	4505	4.5	32	300.3
2. Eastern Kentucky	11	1230	2460	823	3690	4.5	32	335.5
3. Eastern Illinois	12	2097	2265	907	4362	4.8	31	363.5
4. Tennessee State	10	1591	2088	688	3679	5.3	34	367.9
5. UT Martin	11	1974	2363	727	4337	6.0	48	394.3
6. Southeast Missouri	11	2081	2663	793	4744	6.0	37	431.3
7. Austin Peay	11	2348	2615	811	4963	6.1	51	451.2
8. Tennessee Tech	11	2624	2772	888	5396	6.1	48	490.5
9. Murray State	11	2174	3298	872	5472	6.3	52	497.5

RUSHING OFFENSE	G	Att.	Yards	Avg/A	Long	TD	Avg/G
1. Jacksonville State	15	725	4511	6.2	83	53	300.7
2. Southeast Missouri	11	431	2012	4.7	81	17	182.9
3. Eastern Illinois	12	500	2079	4.2	83	20	173.2
4. UT Martin	11	399	1795	4.5	52	16	163.2
5. Eastern Kentucky	11	403	1452	3.6	80	16	132.0
6. Tennessee Tech	11	395	1440	3.6	79	18	130.9
7. Austin Peay	11	424	1402	3.3	74	9	127.5
8. Tennessee State	10	352	1234	3.5	62	13	123.4
9. Murray State	11	363	1307	3.6	49	16	118.8

RUSHING DEFENSE	G	Att.	Yards	Avg/A	Long	TD	Avg/G
1. Eastern Kentucky	11	420	1230	2.9	62	16	111.8
2. Jacksonville State	15	540	1814	3.4	45	15	120.9
3. Tennessee State	10	372	1591	4.3	80	17	159.1
4. Eastern Illinois	12	538	2097	3.9	74	18	174.8
5. UT Martin	11	392	1974	5.0	70	23	179.5
6. Southeast Missouri	11	454	2081	4.6	52	18	189.2
7. Murray State	11	468	2174	4.6	65	23	197.6
8. Austin Peay	11	442	2348	5.3	75	34	213.5
9. Tennessee Tech	11	496	2624	5.3	83	26	238.5

PASS OFFENSE	G	Comp-Att-Int	Pct.	Yds	Avg/A	TD	Avg/G
1. Murray State	11	333-538-8	61.9	3820	7.1	23	347.3
2. UT Martin	11	258-430-15	60.0	3228	7.5	31	293.5
3. Eastern Kentucky	11	262-436-15	60.1	2816	6.5	24	256.0
4. Tennessee State	10	172-306-12	56.2	2092	6.8	19	209.2
5. Jacksonville State	15	256-429-9	59.7	3102	7.2	21	206.8
6. Tennessee Tech	11	162-316-12	51.3	2126	6.7	13	193.3
7. Southeast Missouri	11	196-325-8	60.3	1898	5.8	12	172.5
8. Eastern Illinois	12	178-350-16	50.9	1992	5.7	11	166.0
9. Austin Peay	11	151-301-4	50.2	1325	4.4	9	120.5

PASS DEFENSE	G	Comp-Att-Int	Pct.	Yds	Avg/A	TD	Avg/G
1. Jacksonville State	15	231-460-20	50.2	2691	5.8	17	179.4
2. Eastern Illinois	12	185-369-19	50.1	2265	6.1	13	188.8
3. Tennessee State	10	185-316-6	58.5	2088	6.6	17	208.8
4. UT Martin	11	172-335-11	51.3	2363	7.1	25	214.8
5. Eastern Kentucky	11	241-403-12	59.8	2460	6.1	16	223.6
6. Austin Peay	11	232-369-5	62.9	2615	7.1	17	237.7
7. Southeast Missouri	11	206-339-11	60.8	2663	7.9	19	242.1
8. Tennessee Tech	11	247-392-4	63.0	2772	7.1	22	252.0
9. Murray State	11	262-404-8	64.9	3298	8.2	29	299.8

PASS EFFICIENCY	G	Comp-Att-Int	Pct.	Yds	Avg/G	TD	Effic.
1. UT Martin	11	258-430-15	60.0	3228	293.5	31	139.9
2. Murray State	11	333-538-8	61.9	3820	347.3	23	132.7
3. Jacksonville State	15	256-429-9	59.7	3102	206.8	21	132.4
4. Tennessee State	10	172-306-12	56.2	2092	209.2	19	126.3
5. Eastern Kentucky	11	262-436-15	60.1	2816	256.0	24	125.6
6. Southeast Missouri	11	196-325-8	60.3	1898	172.5	12	116.6
7. Tennessee Tech	11	162-316-12	51.3	2126	193.3	13	113.8
8. Eastern Illinois	12	178-350-16	50.9	1992	166.0	11	99.9
9. Austin Peay	11	151-301-4	50.2	1325	120.5	9	94.4

PASS DEFENSE EFFIC.	G	Comp-Att-Int	Pct.	Yds	Avg/G	TD	Effic.
1. Jacksonville State	15	231-460-20	50.2	2691	179.4	17	102.9
2. Eastern Illinois	12	185-369-19	50.1	2265	188.8	13	103.0
3. Eastern Kentucky	11	241-403-12	59.8	2460	223.6	16	118.2
4. Tennessee State	10	185-316-6	58.5	2088	208.8	17	128.0
5. UT Martin	11	172-335-11	51.3	2363	214.8	25	128.7
6. Austin Peay	11	232-369-5	62.9	2615	237.7	17	134.9
7. Southeast Missouri	11	206-339-11	60.8	2663	242.1	19	138.8
8. Tennessee Tech	11	247-392-4	63.0	2772	252.0	22	138.9
9. Murray State	11	262-404-8	64.9	3298	299.8	29	153.2

RUSHING									
	Cl	G	Att.	Yds	Avg.	TD	Lg	Avg/G	
1. POPE, Troymaine-JSU	Sr	15	218	1788	8.2	19	76	119.2	
2. McCULLOUGH, Tremane-SEM	Jr	11	170	1028	6.0	5	81	93.5	
3. CLAY, Roman-MUR	Jr	11	190	935	4.9	11	49	85.0	
4. JENKINS, Eli-JSU	Jr	15	192	1161	6.0	15	83	77.4	
5. VANLIER, Ladarius-TTU	Sr	11	133	754	5.7	6	79	68.5	
6. GARLAND, Trent-UTM	Sr	10	149	674	4.5	8	28	67.4	
7. MORRIS, Kendall-APSU	Fr	11	142	690	4.9	5	74	62.7	
8. CHURCH, Devin-EIU	Jr	12	167	743	4.4	9	42	61.9	
9. THOMAS, Ethan-EKU	Fr	9	82	498	6.1	4	80	55.3	
10. JONES, Miles-JSU	Sr	15	152	717	4.7	9	45	47.8	

PASSING AVG/GAME									
	Cl	G	Comp-Att-Int	Yds	TD	Avg/G			
1. HUMPHRIES, KD-MUR	Jr	11	330-532-7	3778	22	343.5			
2. NEAL, Jarod-UTM	Sr	11	246-411-14	3117	30	283.4			
3. CONEY, Bennie-EKU	Jr	11	225-367-8	2471	23	224.6			
4. JENKINS, Eli-JSU	Jr	15	227-374-8	2788	21	185.9			
5. VANDEVEN, Dante-SEMO	Fr	9	155-250-7	1568	11	174.2			
6. WHITLOW, Jalen-EIU	Sr	12	171-331-14	1909	10	159.1			
7. TAYLOR, Trey-APSU	Sr	11	130-255-4	1058	6	96.2			
8. BUTLER, Ronald-TSU	Jr	9	62-115-7	813	8	90.3			
9. McCOIN, Brock-TTU	So	11	27-51-2	458	4	41.6			
10. ROMANO, Kyle-EKU	Jr	9	21-34-1	202	1	22.4			

PASS EFFICIENCY									
	Cl	G	Comp-Att-Int	Yds	TD	Eff.			
1. McCOIN, Brock-TTU	So	11	27-51-2	458	4	146.4			
2. NEAL, Jarod-UTM	Sr	11	246-411-14	3117	30	140.8			
3. JENKINS, Eli-JSU	Jr	15	227-374-8	2788	21	137.6			
4. CONEY, Bennie-EKU	Jr	11	225-367-8	2471	23	134.2			
5. HUMPHRIES, KD-MUR	Jr	11	330-532-7	3778	22	132.7			
6. BUTLER, Ronald-TSU	Jr	9	62-115-7	813	8	124.1			
7. VANDEVEN, Dante-SEMO	Fr	9	155-250-7	1568	11	123.6			
8. ROMANO, Kyle-EKU	Jr	9	21-34-1	202	1	115.5			
9. WHITLOW, Jalen-EIU	Sr	12	171-331-14	1909	10	101.6			
10. TAYLOR, Trey-APSU	Sr	11	130-255-4	1058	6	90.5			

RECEPTIONS/GAME									
	Cl	G	No.	Yds	TD	Lg	Yds/G	Rec/G	
1. RICE, Paul-MUR	Sr	11	79	905	2	61	82.3	7.2	
2. McROBERTS, Paul-SEMO	Sr	11	76	940	9	44	85.5	6.9	
3. HARNES, Jeremy-MUR	Sr	11	70	912	4	73	82.9	6.4	
4. BARGE, Josh-JSU	Jr	15	92	1145	11	35	76.3	6.1	
5. WRIGHT, Rod-UTM	Sr	11	62	963	14	41	87.5	5.6	
WEATHERS, Caylon-UTM	So	11	62	726	8	48	66.0	5.6	
7. McCOIN, Brock-TTU	So	11	61	747	4	77	67.9	5.5	
8. SMITH, Patrick-TSU	So	10	54	996	10	84	99.6	5.4	
9. DAVIS, Janawski-MUR	Sr	10	51	686	7	71	68.6	5.1	
10. BLACKBURN, Jesse-MUR	Jr	10	48	612	5	63	61.2	4.8	

RECEIVE YDS/GAME									
	Cl	G	No.	Yds	TD	Lg	Avg/C	Yds/G	
1. SMITH, Patrick-TSU	So	10	54	996	10	84	18.4	99.6	
2. WRIGHT, Rod-UTM	Sr	11	62	963	14	41	15.5	87.5	
3. McROBERTS, Paul-SEMO	Sr	11	76	940	9	44	12.4	85.5	
4. HARNES, Jeremy-MUR	Sr	11	70	912	4	73	13.0	82.9	
5. RICE, Paul-MUR	Sr	11	79	905	2	61	11.5	82.3	
6. BARGE, Josh-JSU	Jr	15	92	1145	11	35	12.4	76.3	
7. DAVIS, Janawski-MUR	Sr	10	51	686	7	71	13.5	68.6	
8. McCOIN, Brock-TTU	So	11	61	747	4	77	12.2	67.9	
9. WEATHERS, Caylon-UTM	So	11	62	726	8	48	11.7	66.0	
10. BLACKBURN, Jesse-MUR	Jr	10	48	612	5	63	12.8	61.2	

TOTAL OFFENSE									
	Cl	G	Rush	Pass	Plays	Total	Yds/G		
1. HUMPHRIES, KD-MUR	Jr	11	53	3778	632	3831	348.3		
2. NEAL, Jarod-UTM	Sr	11	208	3117	460	3325	302.3		
3. JENKINS, Eli-JSU	Jr	15	1161	2788	566	3949	263.3		
4. CONEY, Bennie-EKU	Jr	11	193	2471	439	2664	242.2		
5. VANDEVEN, Dante-SEMO	Fr	9	292	1568	337	1860	206.7		
6. WHITLOW, Jalen-EIU	Sr	12	512	1909	463	2421	201.8		
7. POPE, Troymaine-JSU	Sr	15	1788	0	218	1788	119.2		
8. BUTLER, Ronald-TSU	Jr	9	199	813	170	1012	112.4		
9. TAYLOR, Trey-APSU	Sr	11	178	1058	345	1236	112.4		
10. McCULLOUGH, Tremane-SEM	Jr	11	1028	0	170	1028	93.5		

SCORING									
	Cl	G	TD	FG	XPT	2XP	Pts	Pts/G	
1. WILLIAMS, Lucas-EKU	So	9	0	11	41	0	74	8.2	
2. POPE, Troymaine-JSU	Sr	15	20	0	0	0	120	8.0	
WRIGHT, Rod-UTM	Sr	11	14	0	0	4	88	8.0	
4. ROULEAU, Connor-JSU	So	15	0	17	65	0	116	7.7	
5. REDDITT, Jackson-UTM	Sr	11	0	12	46	0	82	7.5	
6. CLAY, Roman-MUR	Jr	11	11	0	0	0	66	6.0	
JENKINS, Eli-JSU	Jr	15	15	0	0	0	90	6.0	
SMITH, Patrick-TSU	So	10	10	0	0	0	60	6.0	
9. BRUNO, Nick-EIU	So	11	0	10	31	0	61	5.5	
10. CHURCH, Devin-EIU	Jr	12	11	0	0	0	66	5.5	

SCORING (TDs)									
	Cl	G	TD	Run	Pass	Ret	Pat	Pts	Avg/G
1. WRIGHT, Rod-UTM	Sr	11	14	0	14	0	2	88	8.0
POPE, Troymaine-JSU	Sr	15	20	19	1	0	0	120	8.0
3. CLAY, Roman-MUR	Jr	11	11	11	0	0	0	66	6.0
SMITH, Patrick-TSU	So	10	10	0	10	0	0	60	6.0
JENKINS, Eli-JSU	Jr	15	15	15	0	0	0	90	6.0
6. CHURCH, Devin-EIU	Jr	12	11	9	2	0	0	66	5.5
7. McROBERTS, Paul-SEMO	Sr	11	10	0	9	1	0	60	5.5
8. GARLAND, Trent-UTM	Sr	10	8	8	0	0	0	48	4.8
DAVIS, Janawski-MUR	Sr	10	8	0	7	1	0	48	4.8
10. BARGE, Josh-JSU	Jr	15	11	0	11	0	0	66	4.4

SCORING (KICK)									
	Cl	G	PAT	FG	Pts	Avg/G			
1. WILLIAMS, Lucas-EKU	So	9	41-42	11-14	74	8.2			
2. ROULEAU, Connor-JSU	So	15	65-68	17-27	116	7.7			
3. REDDITT, Jackson-UTM	Sr	11	46-47	12-17	82	7.5			
4. BRUNO, Nick-EIU	So	11	31-32	10-16	61	5.5			
5. ARNOLD, John-TTU	So	11	31-31	9-11	58	5.3			
6. McCRUM, Ryan-SEMO	Jr	11	29-29	9-16	56	5.1			
7. CLARK, Lane-TSU	So	10	26-29	8-14	50	5.0			
8. BIRCHFIELD, Logan-APSU	Fr	11	10-14	5-7	25	2.3			

PUNT RETURN AVG									
	Cl	G	No.	Yds	TD	Long	Avg/G		

KICK RETURN AVG									
	Cl	G	No.	Yds	TD	Long	Avg/G		
1. VANLIER, Ladarius-TTU	Sr	11	25	645	0	55	25.8		
2. HARRIS, Pokey-MUR	Sr	11	38	859	0	61	22.6		
3. SCOTT, Gabe-TSU	Fr	9	18	301	0	45	16.7		

ALL PURPOSE									
	Cl	G	Rush	Rcv	PR	KR	Yds	Avg/G	
1. VANLIER, Ladarius-TTU	Sr	11	754	174	50	645	1623	147.5	
2. McCULLOUGH, Tremane-SEM	Jr	11	1028	279	0	169	1476	134.2	
3. POPE, Troymaine-JSU	Sr	15	1788	83	0	50	1921	128.1	
4. CHURCH, Devin-EIU	Jr	12	743	254	0	357	1354	112.8	
5. SMITH, Patrick-TSU	So	10	-1	996	126	0	1121	112.1	
6. McROBERTS, Paul-SEMO	Sr	11	0	940	162	78	1180	107.3	
7. CLAY, Roman-MUR	Jr	11	935	184	0	0	1119	101.7	
8. DAVIS, Janawski-MUR	Sr	10	0	686	107	163	956	95.6	
9. McCOIN, Brock-TTU	So	11	271	747	0	0	1018	92.5	
10. BARGE, Josh-JSU	Jr	15	0	1145	217	0	1362	90.8	

TACKLES (All positions)	Cl	G	Pos	Solo	Ast	Total	Avg/G
1. GOFF, Tra'Darius-TTU	Sr	11	LB	54	78	132	12.0
2. GARRETT, Roper-SEMO	Jr	11	LB	42	64	106	9.6
3. RUDWALL, Jay-TTU	Sr	11	LB	27	76	103	9.4
4. McDONALD, Seth-EIU	Jr	12	LB	57	52	109	9.1
5. SPRAGGINS, DeQuinten-MUR	Sr	11	DB	50	40	90	8.2
6. COLLINS, Chris-TSU	So	10	LB	38	41	79	7.9
7. CLEMONS, Marquis-UTM	Sr	10	NT	37	42	79	7.9
8. WICKLIFFE, Jourdan-EIU	Sr	9	DB	46	22	68	7.6
9. DILLARD, Bill-TTU	Jr	9		34	33	67	7.4
10. JACKSON, Jonathan-MUR	Jr	11	LB	35	44	79	7.2
11. GRUGIER-HILL, Kamu-EIU	Sr	10	LB	45	25	70	7.0
12. BENDER, Brandon-JSU	Sr	15	DB	45	57	102	6.8
13. THOMAS, Trey-EKU	Sr	11	LB	35	38	73	6.6
14. WELLS, Dawson-JSU	Sr	15	LB	40	59	99	6.6
15. OGUNDEKO, Ebenezer-TSU	So	9	DE	32	26	58	6.4
16. WHITFIELD, Damien-APSU	Jr	11	DB	43	25	68	6.2
17. JONES, Devon-APSU	So	11	DB	31	37	68	6.2
18. CICORIA, Joey-MUR	Sr	11	LB	25	43	68	6.2
19. MEREDITH, Chad-SEMO	So	11	LB	31	37	68	6.2
20. TRIPLETT, Terrious-UTM	Sr	10	NT	32	29	61	6.1
21. DEWBERRY, Bradley-EIU	So	12	DB	53	20	73	6.1
22. PATRICK, Jordan-TTU	Jr	11	DE	17	47	64	5.8
23. HALL, Maleek-TTU	Jr	11	CB	47	17	64	5.8
24. COOK, Laquarius-TSU	Fr	10	DB	30	28	58	5.8
25. SPENCE, Noah-EKU	Jr	11	DE	31	32	63	5.7
26. GRACE, Kobie-EKU	So	11	DB	35	26	61	5.5
27. OWENS, Roderick-APSU	Jr	11	DB	45	16	61	5.5
28. JOHNSON, Folo-JSU	Sr	15	NT	37	46	83	5.5
29. MOORE, Eriq-SEMO	Sr	11	SS	36	24	60	5.5
30. NOBLE, Adam-APSU	Sr	11	LB	28	31	59	5.4
31. BRANDON, Javon-TSU	So	10	SS	33	20	53	5.3
32. BOYNTON, Malik-APSU	So	11	DB	38	20	58	5.3
33. McCANDLESS, Joel-JSU	So	15	LB	36	43	79	5.3
34. FANTI, Dino-EIU	Sr	12	DL	29	34	63	5.2
35. WILLIAMS, Vantavious-TSU	Jr	9	LB	22	25	47	5.2
36. PRATHER JR, Kevin-UTM	Fr	11	LB	18	39	57	5.2
37. KELLY, Chris-EKU	Sr	11	LB	24	32	56	5.1
38. GOODMAN, Anthony-EIU	Sr	12	DB	36	24	60	5.0
39. GILLEYLEN, James-UTM	Fr	11	LB	22	33	55	5.0
40. LANDRUM, Chris-JSU	Sr	13	DE	23	41	64	4.9
41. TAYLOR, Damani-UTM	Jr	11	DL	16	38	54	4.9
42. MOORE, Ryan-SEMO	Jr	11	CB	36	18	54	4.9
43. EVANS, Walter-UTM	Sr	11	NT	27	24	51	4.6
44. MILLER, DeBarrius-JSU	Sr	15	NT	31	38	69	4.6
45. SANFORD, Marquez-MUR	Fr	11	DB	33	17	50	4.5
46. TURNER, Antonio-APSU	Jr	11	LB	25	25	50	4.5
47. WILLIAMS, Stephon-SEMO	Fr	11	LB	18	32	50	4.5
48. SPELLER, Vince-EIU	So	11	DB	27	23	50	4.5
49. BUSH, Stephen-TTU	Sr	11		22	27	49	4.5
50. CURRY, Tyrell-EKU	Sr	10	DB	18	25	43	4.3

SACKS	Cl	G	Pos	Solo	Ast	Total	Avg/G
1. SPENCE, Noah-EKU	Jr	11	DE	9	5	11.5	1.05
2. LANDRUM, Chris-JSU	Sr	13	DE	6	5	8.5	0.65
3. FANTI, Dino-EIU	Sr	12	DL	7	1	7.5	0.62
4. JACKSON, Darius-JSU	So	14	DE	4	4	7.0	0.50
5. GRUGIER-HILL, Kamu-EIU	Sr	10	LB	6	1	6.5	0.65
6. TAYLOR, Damani-UTM	Jr	11	DL	5	1	5.5	0.50
7. OGUNDEKO, Ebenezer-TSU	So	9	DE	4	2	5.0	0.56
8. POPOVICH, John-SEMO	Jr	11	DT	3	4	5.0	0.45
9. LEE, Latrelle-TSU	So	9	DE	3	3	4.5	0.50
10. GARRETT, Roper-SEMO	Jr	11	LB	4	1	4.5	0.41
11. PITON, Marquise-EKU	Sr	11	LB	3	1	3.5	0.32
12. MOSS, E.J.-JSU	Fr	13	DE	3	1	3.5	0.27
13. DANIEL, Elijah-MUR	Jr	11	DL	2	3	3.5	0.32
14. MEREDITH, Chad-SEMO	So	11	LB	3	1	3.5	0.32
15. BENDER, Brandon-JSU	Sr	15	DB	2	2	3.0	0.20
16. HILL, Terrance-SEMO	Jr	10	LB	2	1	2.5	0.25
17. OWINO, Desmond-JSU	Jr	14	DL	2	1	2.5	0.18
18. COUNCE, Caleb-UTM	Jr	11	LB	2	1	2.5	0.23
19. PRATHER JR, Kevin-UTM	Fr	11	LB	2	1	2.5	0.23
20. HORNE, Nick-EIU	So	12	LB	2	1	2.5	0.21

TACKLES FOR LOSS	Cl	G	Pos	Solo	Ast	Total	Avg/G
1. SPENCE, Noah-EKU	Jr	11	DE	18	9	22.5	2.05
2. FANTI, Dino-EIU	Sr	12	DL	17	10	22.0	1.83
3. JACKSON, Darius-JSU	So	14	DE	15	8	19.0	1.36
4. LANDRUM, Chris-JSU	Sr	13	DE	12	14	19.0	1.46
5. GRUGIER-HILL, Kamu-EIU	Sr	10	LB	15	3	16.5	1.65
6. WELLS, Dawson-JSU	Sr	15	LB	8	8	12.0	0.80
7. BENDER, Brandon-JSU	Sr	15	DB	7	9	11.5	0.77
8. MASON, Demetrius-MUR	Sr	11	DT	9	3	10.5	0.95
9. McCANDLESS, Joel-JSU	So	15	LB	7	7	10.5	0.70
10. MEREDITH, Chad-SEMO	So	11	LB	8	5	10.5	0.95
11. OGUNDEKO, Ebenezer-TSU	So	9	DE	8	5	10.5	1.17
12. GARRETT, Roper-SEMO	Jr	11	LB	8	4	10.0	0.91
13. EDWARDS, Rodney-TSU	Jr	10	DT	8	4	10.0	1.00
14. TAYLOR, Damani-UTM	Jr	11	DL	7	4	9.0	0.82
15. DANIEL, Elijah-MUR	Jr	11	DL	7	4	9.0	0.82
16. MATIERE-BEY, Nicholis-APSU	So	11	DE	5	7	8.5	0.77
17. PRATHER JR, Kevin-UTM	Fr	11	LB	5	6	8.0	0.73
18. HORNE, Nick-EIU	So	12	LB	4	7	7.5	0.62
19. LEE, Latrelle-TSU	So	9	DE	5	5	7.5	0.83
20. DEAN, Zach-MUR	Sr	11	DE	5	4	7.0	0.64

OVC TEAMS ALL-TIME IN THE NCAA DIVISION I FOOTBALL CHAMPIONSHIP

1979 - NCAA I-AA PLAYOFFS

at Eastern Kentucky 33, Nevada-Reno 30 (2OT) (Semifinals)
Lehigh 28, at Murray State 9 (Semifinals)
Eastern Kentucky 30, Lehigh 7 (Championship - Orlando, Fla.)

1980 - NCAA I-AA PLAYOFFS

at Eastern Kentucky 23, Lehigh 20 (Semifinals)
Boise State 31, Eastern Kentucky 29 (Championship - Sacramento, Calif.)

1981 - NCAA I-AA PLAYOFFS

at Eastern Kentucky 35, Delaware 28 (Quarterfinals)
Eastern Kentucky 23, at Boise State 17 (Semifinals)
Idaho State 34, Eastern Kentucky 23 (Championship - Wichita Falls, Texas)

1982 - NCAA I-AA PLAYOFFS

at Eastern Kentucky 38, Idaho 30 (Quarterfinals)
at Eastern Kentucky 13, Tennessee State 7 (Semifinals)
Eastern Kentucky 17, Delaware 14 (Championship - Wichita Falls, Texas)

1983 - NCAA I-AA PLAYOFFS

Boston University 24, at Eastern Kentucky 20 (1st Round)

1984 - NCAA I-AA PLAYOFFS

Middle Tennessee 27, at Eastern Kentucky 10 (1st Round)
Middle Tennessee 42, at Indiana State 41 (3OT) (Quarterfinals)
Louisiana Tech 21, at Middle Tennessee 13 (Semifinals)

1985 - NCAA I-AA PLAYOFFS

Georgia Southern 28, at Middle Tennessee 21 (1st Round)
at Rhode Island 35, Akron 27 (1st Round)

1986 - NCAA I-AA PLAYOFFS

Eastern Kentucky 23, at Furman 10 (1st Round)
at Eastern Illinois 28, Murray State 21 (1st Round)
Eastern Kentucky 24, at Eastern Illinois 22 (Quarterfinals)
at Arkansas State 24, Eastern Kentucky 10 (Semifinals)

1987 - NCAA I-AA PLAYOFFS

at Eastern Kentucky 40, Western Kentucky 17 (1st Round)
at Northern Iowa 31, Youngstown State 28 (1st Round)
at NE Louisiana 33, Eastern Kentucky 32 (Quarterfinals)

1988 - NCAA I-AA PLAYOFFS

at Eastern Kentucky 28, Massachusetts 17 (1st Round)
at Eastern Kentucky 41, Western Kentucky 24 (Quarterfinals)
at Georgia Southern 21, Eastern Kentucky 17 (Semifinals)

1989 - NCAA I-AA PLAYOFFS

at Middle Tennessee 24, Appalachian State 21 (1st Round)
Youngstown State 28, at Eastern Kentucky 24 (1st Round)
at Georgia Southern 45, Middle Tennessee 3 (Quarterfinals)

1990 - NCAA I-AA PLAYOFFS

at Middle Tennessee 28, Jackson State 7 (1st Round)
Furman 45, at Eastern Kentucky 17 (1st Round)
at Boise State 20, Middle Tennessee 13 (Quarterfinals)

1991 - NCAA I-AA PLAYOFFS

at Middle Tennessee 20, Sam Houston State 19 (OT) (1st Round)
at Eastern Kentucky 14, Appalachian St. 3 (1st Round)
at Eastern Kentucky 23, Middle Tennessee 13 (Quarterfinals)
at Marshall 14, Eastern Kentucky 7 (Semifinals)

1992 - NCAA I-AA PLAYOFFS

at Middle Tennessee 35, Appalachian State 10 (1st Round)
at Marshall 44, Eastern Kentucky 0 (1st Round)
at Marshall 35, Middle Tennessee 21 (Quarterfinals)

1993 - NCAA I-AA PLAYOFFS

at Georgia Southern 14, Eastern Kentucky 12 (1st Round)

1994 - NCAA I-AA PLAYOFFS

at Eastern Kentucky 30, Boston University 23 (1st Round)
at Marshall 49, Middle Tennessee 14 (1st Round)
at Youngstown State 18, Eastern Kentucky 15 (Quarterfinals)

1995 - NCAA I-AA PLAYOFFS

Northern Iowa 35, at Murray State 34 (1st Round)
at Montana 48, Eastern Kentucky 0 (1st Round)

1996 - NCAA I-AA PLAYOFFS

at Murray State 34, Western Illinois 6 (1st Round)
at Northern Iowa 21, Eastern Illinois 14 (1st Round)
at Troy State 31, Murray State 3 (Quarterfinals)

1997 - NCAA I-AA PLAYOFFS

at Western Kentucky 42, Eastern Kentucky 14 (1st Round)

1998 - NCAA I-AA PLAYOFFS

at Appalachian State 45, Tennessee State 31 (1st Round)

1999 - NCAA I-AA PLAYOFFS

North Carolina A&T 24, at Tennessee State 10 (1st Round)

2000 - NCAA I-AA PLAYOFFS

at Western Kentucky 27, Florida A&M 0 (1st Round)
at Montana 45, Eastern Illinois 13 (1st Round)
Appalachian State 17, at Western Kentucky 14 (Quarterfinals)

2001 - NCAA I-AA PLAYOFFS

Northern Iowa 49, at Eastern Illinois 43 (1st Round)

2002 - NCAA I-AA PLAYOFFS

at Western Illinois 48, Eastern Illinois 9 (1st Round)
at Western Kentucky 59, Murray State 20 (1st Round)

2003 - NCAA I-AA PLAYOFFS

at Western Kentucky 45, Jacksonville State 7 (1st Round)

2004 - NCAA I-AA PLAYOFFS

at Furman 49, Jacksonville State 7 (1st Round)

2005 - NCAA I-AA PLAYOFFS

Southern Illinois 21, at Eastern Illinois 6 (1st Round)

2006 - NCAA FCS PLAYOFFS

Illinois State 24, at Eastern Illinois 13 (1st Round)
at Southern Illinois 36, UT Martin 30 (1st Round)

2007 - NCAA FCS PLAYOFFS

at Southern Illinois 30, Eastern Illinois 11 (1st Round)
at Richmond 31, Eastern Kentucky 14 (1st Round)

2008 - NCAA FCS PLAYOFFS

at Richmond 38, Eastern Kentucky 10 (1st Round)

2009 - NCAA FCS PLAYOFFS

at Southern Illinois 48, Eastern Illinois 7 (1st Round)

2010 - NCAA FCS PLAYOFFS

Wofford 17, at Jacksonville State 14 (2nd Round)
at Eastern Washington 37, Southeast Missouri 17 (2nd Round)

2011 - NCAA FCS PLAYOFFS

James Madison 20, at Eastern Kentucky 17 (1st Round)
Central Arkansas 34, at Tennessee Tech 14 (1st Round)

2012 - NCAA FCS PLAYOFFS

at South Dakota State 58, Eastern Illinois 10 (1st Round)

2013 - NCAA FCS PLAYOFFS

Tennessee State 31, at Butler (1st Round)
at Jacksonville State 55, Samford 14 (1st Round)
at Eastern Illinois 51, Tennessee State 10 (2nd Round)
Jacksonville State 31, at McNeese State 10 (2nd Round)
Towson 49, at Eastern Illinois 39 (Quarterfinals)
at Eastern Washington 35, Jacksonville State 24 (Quarterfinals)

2014 - NCAA FCS PLAYOFFS

Indiana State 36, at Eastern Kentucky 16 (1st Round)
Sam Houston State 37, at Jacksonville State 26 (2nd Round)

2015 - NCAA FCS PLAYOFFS

at Northern Iowa 53, Eastern Illinois 17 (1st Round)
at Jacksonville State 41, Chattanooga 35 (OT) (2nd Round)
at Jacksonville State 58, Charleston Southern 38 (Quarterfinals)
at Jacksonville State 62, Sam Houston State 10 (Semifinals)
North Dakota State 37, Jacksonville State 10 (Championship - Frisco, Texas)

OVC All-Time Record: 31-57 (Home: 22-19; Away: 7-35; Neutral: 2-3)

2015 OVC Football Weekly Release - January 29 • 3

PANTHER HISTORY IN THE OHIO VALLEY CONFERENCE ... 1996-PRESENT

2014 FINAL STANDINGS

	OVC	ALL
	W L	W L
• Jacksonville State	8 0	13 2
^ Eastern Illinois	7 1	7 5
UT Martin	6 2	7 4
Eastern Kentucky	5 3	6 5
Southeast Missouri	3 4	4 7
Tennessee Tech	3 5	4 7
Murray State	2 6	3 8
Tennessee State	1 6	4 6
Austin Peay	0 8	0 11
• - Automatic NCAA FCS Playoff Bid		
^ - At-Large NCAA FCS Playoff Berth		

2014 FINAL STANDINGS

	OVC	ALL
	W L	W L
• Jacksonville State	8 0	10 2
^ Eastern Kentucky	6 2	9 4
UT Martin	5 3	6 6
EASTERN ILLINOIS	5 3	5 7
Tennessee Tech	4 4	5 7
Tennessee State	3 5	6 6
Southeast Missouri	3 5	5 7
Murray State	1 7	3 9
Austin Peay	1 7	1 11
• - Automatic NCAA FCS Playoff Bid		
^ - At-Large NCAA FCS Playoff Berth		

2013 FINAL STANDINGS

	OVC	ALL
	W L	W L
• EASTERN ILLINOIS	8 0	12 2
^ Tennessee State	6 2	10 4
^ Jacksonville State	5 3	11 4
UT Martin	5 3	7 5
Eastern Kentucky	4 4	6 6
Murray State	4 4	6 6
Tennessee Tech	2 6	5 7
Southeast Missouri	2 6	3 9
Austin Peay	0 8	0 12
• - Automatic NCAA FCS Playoff Bid		
^ - At-Large NCAA FCS Playoff Berth		

2012 FINAL STANDINGS

	OVC	ALL
	W L	W L
• EASTERN ILLINOIS	6 1	7 5
UT Martin	6 2	8 3
Eastern Kentucky	6 2	8 3
Jacksonville State	5 3	6 5
Tennessee State	4 3	8 3
Murray State	4 4	5 6
Southeast Missouri	2 6	3 8
Tennessee State	1 7	3 8
Austin Peay	1 7	2 9
• - Automatic NCAA FCS Playoff Bid		

2011 FINAL STANDINGS

	OVC	ALL
	W L	W L
• Tennessee Tech	6 2	7 4
Jacksonville State	6 2	7 4
^ Eastern Kentucky	6 2	7 5
Murray State	5 3	7 4
UT Martin	4 4	5 6
Tennessee State	4 4	5 6
Southeast Missouri	2 6	3 8
Austin Peay	2 6	3 8
EASTERN ILLINOIS	1 7	2 9
• - Automatic NCAA FCS Playoff Bid		
^ - At-Large NCAA FCS Playoff Berth		

2010 FINAL STANDINGS

	OVC	ALL
	W L	W L
• Southeast Missouri	7 1	9 3
^ Jacksonville State	6 2	9 3
Eastern Kentucky	5 2	6 5
Murray State	5 3	6 5
UT Martin	5 3	6 5
Tennessee Tech	4 4	5 6
EASTERN ILLINOIS	2 6	2 9
Austin Peay	1 7	2 9
Tennessee State	0 7	3 8
• - Automatic NCAA FCS Playoff Bid		
^ - At-Large FCS Playoff berth		

2009 FINAL STANDINGS

	OVC	ALL
	W L	W L
• EASTERN ILLINOIS	6 2	8 4
Eastern Kentucky	5 3	5 6
Tennessee Tech	5 3	6 5
UT Martin	4 4	5 6
Tennessee State	3 4	4 7
Austin Peay	3 5	4 7
Murray State	2 6	3 8
Southeast Missouri	1 7	2 9
@ Jacksonville State	6 1	8 3
• - Automatic NCAA FCS Playoff Bid		
@ - Ineligible for OVC Title or FCS Playoffs		

2008 FINAL STANDINGS

	OVC	ALL
	W L	W L
Eastern Kentucky •	7 1	8 4
Jacksonville State	6 2	8 3
UT Martin	6 2	8 4
Tennessee State	5 3	8 4
Murray State	4 4	5 7
EASTERN ILLINOIS	3 5	5 7
Southeast Missouri	2 6	4 8
Austin Peay	2 6	2 9
Tennessee Tech	1 7	3 9
• - Automatic NCAA FCS Playoff Bid		

2007 FINAL STANDINGS

	OVC	ALL
	W L	W L
Eastern Kentucky •	8 0	9 3
EASTERN ILLINOIS ^	7 1	8 4
Jacksonville State	5 3	6 5
Austin Peay	5 3	7 4
Tennessee State	4 3	5 6
Tennessee Martin	4 4	4 7
Samford	2 6	4 7
Tennessee Tech	2 6	4 7
Southeast Missouri	1 6	3 8
Murray State	1 7	2 9
• - Automatic NCAA FCS Playoff Bid		
^ - At-Large NCAA FCS Playoff Berth		

2006 FINAL STANDINGS

	OVC	ALL
	W L	W L
EASTERN ILLINOIS ^	7 1	8 5
Tennessee Martin •	6 1	9 3
Tennessee State	5 2	6 5
Jacksonville State	5 3	6 5
Eastern Kentucky	5 3	6 5
Tennessee Tech	4 4	4 7
Southeast Missouri	2 6	4 7
Samford	1 7	3 8
Murray State	0 8	1 10
• - Automatic NCAA FCS Playoff Bid		
^ - At-Large NCAA FCS Playoff Berth		

2005 FINAL STANDINGS

	OVC	ALL
	W L	W L
EASTERN ILLINOIS •	8 0	9 3
Eastern Kentucky	7 1	7 4
Jacksonville State	6 2	6 5
Tennessee-Martin	4 4	6 5
Samford	4 4	5 6
Tennessee Tech	3 5	4 7
Southeast Missouri	2 6	2 9
Tennessee State	1 6	2 9
Murray State	0 7	2 9
• - Automatic NCAA I-AA Playoff Bid		

2004 FINAL STANDINGS

	OVC	ALL
	W L	W L
Jacksonville State •	7 1	9 2
Murray State	6 2	7 4
Eastern Kentucky	6 2	6 5
EASTERN ILLINOIS	4 4	5 6
Tennessee Tech	3 4	6 5
Samford	3 5	4 7
Southeast Missouri	3 5	3 8
Tennessee State	2 5	4 7
Tennessee-Martin	1 7	2 9
• - Automatic NCAA I-AA Playoff Bid		

2003 FINAL STANDINGS

	OVC	ALL
	W L	W L
Jacksonville State •	7 1	8 4
Eastern Kentucky	6 2	7 5
Samford	5 3	7 4
Tennessee State	5 3	7 5
Southeast Missouri	5 3	5 7
EASTERN ILLINOIS	3 5	4 8
Murray State	3 5	4 8
Tennessee Tech	1 7	2 9
Tennessee-Martin	1 7	2 10
• - Automatic NCAA I-AA Playoff Bid		

2002 FINAL STANDINGS

	OVC	ALL
	W L	W L
EASTERN ILLINOIS ^	5 1	8 4
Murray State •	5 1	7 5
Southeast Missouri	4 2	8 4
Eastern Kentucky	4 2	8 4
Tennessee Tech	2 4	5 7
Tennessee State	1 5	2 10
Tennessee-Martin	0 6	2 10
• - Automatic NCAA I-AA Playoff Bid		
^ - At-Large NCAA I-AA Playoff Berth		

2001 FINAL STANDINGS

	OVC	ALL
	W L	W L
EASTERN ILLINOIS •	6 0	9 2
Eastern Kentucky	5 1	8 2
Tennessee Tech	4 2	7 3
Tennessee State	3 3	8 3
Murray State	2 4	4 6
Southeast Missouri	2 5	4 7
Tennessee-Martin	0 6	1 10
• - Automatic NCAA I-AA Playoff Bid		

2000 FINAL STANDINGS

	OVC	ALL
	W L	W L
Western Kentucky •	7 0	11 2
EASTERN ILLINOIS ^	6 1	8 4
Tennessee Tech	5 2	8 3
Murray State	4 3	6 5
Eastern Kentucky	3 4	6 5
Tennessee State	2 5	3 8
Southeast Missouri	1 6	3 8
Tennessee-Martin	0 7	2 9
• - Automatic NCAA I-AA Playoff Bid		
^ - At-Large NCAA I-AA Playoff Berth		

1999 FINAL STANDINGS

	OVC	ALL
	W L	W L
Tennessee State •	7 0	11 1
Murray State	5 2	7 4
Eastern Kentucky	4 3	7 4
Western Kentucky	4 3	6 5
Tennessee Tech	4 3	5 5
Southeast Missouri	2 5	3 8
EASTERN ILLINOIS	2 5	2 10
Tennessee-Martin	0 7	1 10
• - Automatic NCAA I-AA Playoff Bid		

1998 FINAL STANDINGS

	OVC	ALL
	W L	W L
Tennessee State •	6 1	9 3
Murray State	5 2	7 4
Middle Tennessee	5 2	5 5
EASTERN ILLINOIS	4 3	6 5
Eastern Kentucky	4 3	6 5
Tennessee Tech	2 5	4 7
Southeast Missouri	2 5	3 8
Tennessee-Martin	0 7	0 11
• - Automatic NCAA I-AA Playoff Bid		

1997 FINAL STANDINGS

	OVC	ALL
	W L	W L
Eastern Kentucky •	7 0	8 4
EASTERN ILLINOIS	5 2	8 3
Murray State	5 2	7 4
Tennessee Tech	4 3	6 5
Tennessee State	4 3	4 7
Middle Tennessee	2 5	4 6
Southeast Missouri	1 6	4 7
Tennessee-Martin	0 7	1 10
• - Automatic NCAA I-AA Playoff Bid		

1996 FINAL STANDINGS

	OVC	ALL
	W L	W L
Murray State •	8 0	11 2
EASTERN ILLINOIS ^	6 2	8 4
Eastern Kentucky	6 2	6 5
Middle Tennessee	4 4	6 5
Tennessee Tech	4 4	5 6
Tennessee State	3 5	4 7
Southeast Missouri	3 5	3 8
Austin Peay	1 7	1 10
Tennessee-Martin	1 7	1 10
• - Automatic NCAA I-AA Playoff Bid		
^ - At-Large NCAA I-AA Playoff Berth		

THE BEGINNING

Football at Eastern Illinois has also been a passion of the EIU student body along with the surrounding community dating back almost as long as the University has been in existence.

While it may not have been a priority when the campus admitted its first student body in the fall of 1899, football quickly became one of the first extra curricular activities on campus. Three weeks into that opening semester, the athletic association was formed, and 45 days after the first doors opened EIU played its initial intercollegiate game.

Oits Campbell, the university's auditor of accounting, was named the first head coach and EIU played its early games on a field located where the current Student Services Building resides. EIU played a team from neighboring Oakland in its first game and later played a game in Effingham against Austin College. EIU lost both contests.



Initial Football Team in front of Old Main, 1899

THE FIRST COACH

Until 1911 volunteer faculty coached the team. That year Charles Lantz from Harrisburg, Penn., was hired as the school's first athletic/physical education staff member. Lantz would coach football for 24 seasons during his 42 year stay on the Charleston campus.

During his tenure Lantz was undefeated at home during his first eight seasons which included a 104-0 rout of Pana, the Panthers most lopsided victory. His 1928 team became the last undefeated squad in school history with a 7-0-1 record that earned a share of the Little 19 Conference title.

Also during that time period, internationally known folk singer Burl Ives was a two-way lineman on the team. The Panthers also had their only fatality in an athletic event come in 1915 when Paul Root was injured on a hard tackle against Illinois State. He played one more down, collapsed on the field and later died at the hospital of a broken neck.

THE UNCROSSED GOAL LINE

Lantz's 1930 team may have been one of the best defensive units in school history as they were known as the "uncrossed goal line club." EIU was 6-1-1 that season and did not allow an opponent to score a touchdown the entire season. The only loss was a 2-0 setback to Southern

Illinois as the lone score came when EIU's punter stepped back of the endzone line on a punt. The only other blemish on the record was a 0-0 tie with Bradley.

EIU'S FIRST ALL-AMERICAN

EIU opened the 1940's with another solid season as the Panthers went 6-1-1 under the direction of senior quarterback Bill Glenn. Glenn earned second team Little All-American honors that year as he completed a then school record 65.1 percent of his passes. Glenn would go on to play two years with the Chicago Bears to become the first EIU player associated with a National Football League team.



THE CORN BOWL SQUAD

The 1948 version of EIU football coached by Maynard (Pat) O'Brien appeared to be off to a slow start following a 1-1 showing in the first two games. However, EIU righted the ship to win six of its next seven contests including wins over in-state rivals Northern Illinois, Illinois State and Southern Illinois. Those wins landed EIU in the second annual Corn Bowl played on Thanksgiving Day in Bloomington, Illinois as EIU won the Interstate Intercollegiate Athletic Conference title. EIU would lose their only bowl game appearance to Illinois Wesleyan by a score of 6-0.

LEAN TIMES IN CHARLESTON

Following EIU's 1948 appearance in the Corn Bowl, EIU had only three winning seasons over the next 30 years and only one of them came after 1951. During that 30-year span, EIU witnessed the break-up of the IAC conference as many Illinois schools moved to offering scholarships while EIU did not. Despite not having a winning season on the field, EIU did produce several players who went on to professional careers. Included in that lot was Ray Fisher, who was an original member of the 1960 Dallas Cowboys expansion franchise.

In 1969, EIU moved into a renovated Lincoln Field and offered athletic scholarships for the first time. Though the end of year records remained on the losing side, on the field performances increased as Nate Anderson became the first 1,000 yard running back in EIU history with back-to-back 1,200-plus yard performances in 1972 and 1973. Anderson would earn All-American honors both seasons becoming the first EIU player in more than 32 years to earn that honor.

The early 1970's also produced two long time NFL products as center Ted Petersen was drafted by the Pittsburgh Steelers and played on two Super Championship teams. Jeff Gossett also earned recognition at EIU going on to a 16-year career in the NFL that included one Pro Bowl appearance with the Oakland Raiders.

MUDRA SAVES PANTHER FOOTBALL

Amid grumbling from students and faculty alike, EIU President Gilbert Fite withstood the pressure to disband football and decided one more coach would be given a chance to salvage EIU football.

Athletic director Mike Mullally was able to convince Darrell Mudra to come out of his two-year retirement after being fired at Florida State in 1975. Mudra had performed miracles at other universities and was intrigued to take one more challenge.

Mudra's first order of business was to hire a 25-year-old offensive wizard and EIU alumnus, Mike Shanahan as his offensive coordinator. Bringing in some junior college transfers and convincing the returning players they could win, EIU went from 1-10 in 1977 to 12-2 in 1978 capturing the NCAA Division II National Championship.



Poke Cobb rushed for 1,609 yards as a senior in 1979

The 1978 season started at 4-0 and following back-to-back losses to Youngstown State and Akron, the Panthers would not lose again. EIU won the national championship over Delaware 10-9 as Mudra was tabbed "Dr. Victory" by the *Chicago Tribune* for curing a patient that appeared to be terminal.

Included in the Mudra Years were the rushing of Poke Cobb, the pass catching of James Warring and defense of Pete Catan and Randy Melvin. Mudra

would leave EIU after five seasons with a 47-15-1 record that also included a national runner-up finish in 1980 as they were ranked No. 1 in the nation all season, losing only to Cal Poly in the title game.

I-AA CALLING

Following two National Championship game appearances in three years at the NCAA Division II level, EIU made the jump along with fellow members of the Mid-Continent Conference to the NCAA I-AA level in 1981. The Panthers faltered in their first season but rebounded with a 10-0-1 regular season in 1982 that saw EIU climb to No. 5 in the rankings. The Panthers would advance to the quarterfinals of the NCAA I-AA playoffs that season in the first of 12 NCAA Division I playoff appearances.

INTO THE GATEWAY

Darrell Mudra moved on from EIU in 1982, but his successor, Al Molde was equal to the task. Molde developed an early version of the run-and-shoot and had Sean Payton as the perfect quarterback to run it. Payton would pass for more than 10,000 yards in his career as the Panthers made two NCAA playoff appearances under Molde including a quarterfinal run in 1986, Payton's senior year.

Under Molde the Panthers also became one of the founding members of the Gateway Football Conference (1985) which blended members of the old Mid-Continent Conference and football playing schools in the Missouri Valley Conference. The Panthers also added lights to O'Brien Stadium in 1985 as part of the "Brighten O'Brien" campaign.

Molde also served as head coach in what most believe to be the most exciting game in EIU history. In front of a standing-room-only homecoming crowd of 11,000, Rich Ehmke hit a 58-yard field goal as time expired to lift EIU to a 31-30 win over Northern Iowa.

THE BOB SPOO ERA

While Mudra and Molde combined to win 77 games in nine seasons, no other coach has become more recognized with EIU football than recent head coach Bob Spoo. Spoo took over the coaching reigns following the 1986 season and guided EIU football to 144 wins, ten post-season appearances and numerous All-American selections.

With a philosophy based on a solid run game and sound kicking game, Spoo's program churned out 12 1,000 yard rushers under his watch. The Panthers also churned out several NFL products including former Green Bay Packers defensive lineman John Jurkovic, Buffalo Bills defensive back Chris Watson and current Dallas Cowboys pro bowl quarterback Tony Romo.

Spoo helped guide the Panthers into a new conference as EIU became a member of the Ohio Valley Conference in 1996. Since joining the OVC Panther football has won more than 60 percent of its games with seven post-season appearances as a member of the league.

EIU athletes have also excelled as members of the OVC with Tony Romo winning three-straight Offensive Player of the Year awards (2000-02) that culminated in the winning of the 2002 Walter Payton Award. Other EIU players of the year have been Nick Ricks, Clint Sellers and Donald Thomas as OVC Defenders of the Year while Vincent Webb took home top OVC Offensive honors in 2006.

Following his retirement as EIU head coach, Bob Spoo was inducted into the Ohio Valley Conference Hall of Fame on June 1, 2012.

FAST BREAK FOOTBALL

The Dino Babers era at EIU began December 9, 2011 as the former EIU assistant coach was named the 22nd head coach in the history of the program. Babers led the Panthers to their sixth Ohio Valley Conference title during his first season becoming the fourth EIU coach to take a team to the FCS playoffs. Wide receiver Erik Lora set the FCS single season record with 136 pass receptions. In 2013 EIU posted a 12-2 record climbing to No. 2 in the national rankings as quarterback Jimmy Garoppolo won the Walter Payton Award. Along the way the Panthers offense broke nearly every school and Ohio Valley Conference offensive record scoring 48.2 points per game while averaging 589.5 yards per contest. Seniors Jimmy Garoppolo and Erik Lora both finished their careers ranked in the NCAA top ten on the career passing and receiving lists.

SUCCESS BREEDS CHANGE

The success of Eastern Illinois led to a coaching change as Babers moved on to Bowling Green and the Panthers hired former assistant coach Kim Dameron as the program's 23rd head coach. Dameron was officially hired on January 10, 2014. He was the Panthers defensive coordinator in 2000 as EIU made the NCAA FCS playoffs that season. Dameron led the Panthers to their 16th FCS playoff appearance in 2015.



EASTERN ILLINOIS FOOTBALL FIRST TEAM ALL-AMERICANS & AWARD CANDIDATES

2015.....	Dino Fanti.....	DT.....	AFCA 1st Team
2014.....	Collin Seibert.....	OG.....	AFCA 1st Team Walter Camp 1st Team
2013.....	Jimmy Garoppolo.....	QB ..	Walter Payton 'Player of the Year' FCSADA National Player of the Year AFCA 1st Team AP 1st Team Sports Network 1st Team Walter Camp 1st Team
	Erik Lora.....	WR.....	AFCA 1st Team AP 1st Team Sports Network 1st Team Walter Camp 1st Team
	Collin Seibert.....	OG.....	Sports Network 1st Team
2012.....	Erik Lora.....	WR.....	AFCA 1st Team AP 1st Team Sports Network 1st Team Walter Camp 1st Team
2006.....	Tristan Burge.....	SS.....	AFCA 1st Team
2005.....	Clint Sellers.....	LB.....	AFCA 1st Team FB Gazette 1st Team
2002.....	Kevin Hill.....	OG.....	Walter Camp 1st Team Sports Network 1st Team FB Gazette 1st Team
	Nick Ricks.....	LB.....	AP 1st Team Sports Network 1st Team FB Gazette 1st Team
	Tony Romo.....	QB ..	Walter Payton 'Player of the Year' AP 1st Team AFCA 1st Team Walter Camp 1st Team Sports Network 1st Team
	J.R. Taylor.....	TB.....	AP 1st Team Walter Camp 1st Team Sports Network 1st Team FB Gazette 1st Team
1995.....	Tim Carver.....	LB.....	FB Gazette 1st Team
	Willie High.....	RB.....	FB Gazette 1st Team
1992.....	Dan Dee.....	DT.....	Walter Camp 1st Team Sports Network 1st Team
1990.....	Tim Lance.....	DB.....	AP 1st Team Sports Network 1st Team Walter Camp 1st Team
1989.....	John Jurkovic.....	DT.....	AP 1st Team Kodak/AFCA 1st Team Sports Network 1st Team
1988.....	John Jurkovic.....	DT.....	Sports Network 1st Team
1986.....	Roy Banks.....	WR.....	AP 1st Team Kodak/AFCA 1st Team
1984.....	Jerry Wright.....	WR.....	Kodak/AFCA 1st Team
1983.....	Robert Williams.....	FS.....	AP 1st Team Kodak/AFCA 1st Team
	Chris Nicholson.....	DT.....	AP 1st Team

1982.....	Bob Norris	OG	AP 1st Team
	Robert Williams	SS	Kodak/AFCA 1st Team
1981.....	Kevin Gray.....	FS.....	Kodak/AFCA 1st Team
1980.....	Pete Catan	DE	AP 1st Team
			Kodak/AFCA 1st Team
1979.....	Poke Cobb.....	RB	AP 1st Team
			Kodak-AFCA 1st Team
	Pete Catan	DE	AP 1st Team
1978.....	James Warring	WR.....	AP 1st Team
			Kodak/AFCA 1st Team
1976.....	Ted Petersen	C.....	AP 1st Team
1972.....	Nate Anderson.....	RB	Kodak/AFCA 1st Team

WALTER PAYTON AWARD VOTING

2013.....	Jimmy Garoppolo.....	QB.....	Winner
2013.....	Erik Lora.....	WR.....	7th
2012.....	Erik Lora.....	WR.....	4th
2012.....	Jimmy Garoppolo.....	QB.....	10th
2002.....	Tony Romo.....	QB.....	Winner
2001.....	Tony Romo.....	QB.....	10th
2000.....	Tony Romo.....	QB.....	11th
1994.....	Willie High.....	RB.....	15th
1990.....	Tim Lance.....	DB.....	3rd

BUCK BUCHANAN AWARD VOTING

2007.....	Donald Thomas.....	LB.....	19th
2003.....	Nick Ricks.....	LB.....	13th
2002.....	Nick Ricks.....	LB.....	9th

EDDIE ROBINSON COACH OF THE YEAR VOTING

2013.....	Dino Babers.....	2nd
2012.....	Dino Babers.....	3rd
2009.....	Bob Spoo.....	16th
2005.....	Bob Spoo.....	11th
2001.....	Bob Spoo.....	11th
2000.....	Bob Spoo.....	2nd

FCSADA NATIONAL AWARDS (STARTED IN 2013)

2013.....	Jimmy Garoppolo.....	National Offensive Player of the Year
		National QB of the Year
	Erik Lora.....	National WR of the Year

GAROPPOLO WINS 2013 WALTER PAYTON AWARD

PHILADELPHIA - Heads up, Tony Romo, there is another Eastern Illinois quarterback coming to the NFL.

And Jimmy Garoppolo is bringing his Walter Payton Award with him.

Monday night, Garoppolo became the second Payton Award winner from the Ohio Valley Conference school, following in Romo's footsteps, by outdistancing Eastern Washington quarterback Vernon Adams and Towson running back Terrance West in the voting for FCS outstanding player honors.

The 6-foot-3, 222-pound senior, perhaps the leading offensive candidate from the FCS for the 2014 NFL Draft, gained just over half of the first-place votes - 74 of 147 - and 576 points from a national panel of sports information and media relations directors, broadcasters, writers and other dignitaries. Adams was second with 446 points and West third with 370.

Garoppolo was spectacular during the regular season when Eastern Illinois went 11-1, won a second straight outright OVC championship and was ranked No. 2 in the nation, losing only to FBS member Northern Illinois by four points.

He ranked first in the FCS in passing yards (4,489), passing yards per game (374.1) and touchdown passes (48), second in total offense (377.9 yards per game) and points responsible for (25.8 per game), third in passing efficiency (170.6), and fourth in completions per game (26.7).

An easy choice for OVC offensive player of the year, Garoppolo threw for seven touchdowns against Illinois State and six against both Northern Illinois and UT Martin. He even caught a touchdown against Jacksonville State.

The native of Arlington Heights, Ill. continued to build on his many Eastern Illinois and OVC records throughout the FCS playoffs this month. He finished the Panthers' 12-2 season completing 375-of-568 pass attempts (66 percent) for 5,050 yards and 53 touchdowns with only nine interceptions.

"Jimmy has had the best season from a college quarterback that I have ever seen, with the exception of maybe Robert Griffin when he won the Heisman at Baylor," said EIU coach Dino Babers, in his second season since arriving from Baylor. "He is the engine that makes us go."

"I'm happy for Jimmy, his family and his teammates for all the success he has had on the field this season and these types of awards are rightly deserved."

Romo, the Dallas Cowboys' star signal caller, won the Payton Award in 2002.

Adams, a 6-foot, 190-pound redshirt sophomore from Pasadena, Calif., finished EWU's 10-2 regular season with 4,059 passing yards and a conference-record 46 touchdown passes. With another 491 yards and four touchdowns on the ground, the Big Sky Conference offensive player of the year led the FCS in total offensive yards per game (379.2) as well as passing efficiency rating (185.7).

Adams has taken Eastern Washington to two FCS playoff wins and into the national semifinals. Overall, he is 291-for-444 for 4,600 yards and 53 touchdowns with 14 interceptions. He's raised his rushing yards to 540.

West, a 5-11, 223-pound junior from Baltimore, led the FCS in rushing yards (1,875) and scoring (31 touchdowns) during Towson's 10-2 regular season. The CAA Football offensive player of the year averaged 6.2 yards on a workhorse 301 carries.

Towson has won two playoff games and West will next square off with Adams in the national semifinals. After rushing for a playoff-record 354 yards against Eastern Illinois in the quarterfinals, West's amazing season totals are 364 carries for 2,295 yards as well as 39 total touchdowns, which ties the FCS single-season record.

The three Payton Award finalists were feted at The Sports Network's FCS Awards Banquet and Presentation along with the winners of the Buck Buchanan Award (Montana State defensive end Brad Daly, FCS outstanding defensive player), Jerry Rice Award (Eastern Washington wide receiver Cooper Kupp, FCS freshman of the year) and Eddie Robinson Award (North Dakota State's Craig Bohl, FCS coach of the year).

Jarrett Payton, son of the late Walter Payton, who enjoyed his Hall of Fame career with the Chicago Bears, presented the 27th Payton Award at the national banquet.

Story reprinted and updated from original article in December 2013

CAREER STATISTICS FOR JIMMY GAROPPOLO

YEAR	G/GS	A-C-INT	PCT.	YARDS	TD	LONG	YDS/G	EFFIC.
2010	8/8	211-124-13	58.8	1639	14	81	204.9	133.6
2011	11/11	349-217-14	62.2	2644	20	72	240.4	136.7
2012	12/12	540-331-15	61.3	3823	31	74	318.6	134.2
2013	14/14	568-375-9	66.0	5050	53	86	360.7	168.3
TOTALS	45/45	1668-1047-51	62.8	13156	118	86	292.4	146.3



Top: Jimmy Garoppolo in action during the 2013 season as he won the Walter Payton Award.
Middle: Garoppolo and mother Denise at NFL Draft in New York City - May 2014.
Bottom: Garoppolo accepting the 2013 Walter Payton Award at ceremony in Philadelphia, Pa.

Romo Wins 2002 Walter Payton Award

CHATTANOOGA, Tenn. - Eastern Illinois quarterback Tony Romo was named the 16th winner of the Walter Payton Award at the Division I-AA College Football Awards, on the eve of the 2002 national championship game.

The award is given annually to the most outstanding college football player on the Division I-AA level was established in 1987 by The Sports Network.

The senior passed for 3,165 yards and 34 touchdowns in 2002, completing 258 of 407 passes (63.4 percent) in leading Eastern Illinois to an 8-3 record, the Ohio Valley Conference co-title, and a I-AA playoff berth.

Romo headed one of the most prolific offenses in the nation during the 2002 season, as the Panthers averaged 37.7 points per game despite the presence of two I-A opponents and no sub-I-AA competition on its '02 slate. The Burlington, WI native finished his career with 85 touchdown passes, shattering the previous school mark of 75 held by current New Orleans Saints head coach Sean Payton.


"Walter Payton exemplified what dedication and commitment can accomplish," said Eastern Illinois coach Bob Spoo. "Tony is a classic example of what can be achieved by following Payton's qualities. Tony earned the respect of his teammates by his work ethic. No matter how much individual success he achieved, he still was one of the hardest working players right up to his final collegiate game. That work ethic and leadership resulted in his teammates expecting to succeed. Tony is a quality young man who led his team to victories."

Romo began his 2002 campaign by passing for 319 yards and four touchdowns against I-A Hawaii, and followed that performance by completing 23 of 35 passes against Big 12 power Kansas State. In OVC play, Romo retained his form, completing 28 of 38 for 373 yards and four touchdowns in a win over Tennessee Tech, and came back the next week with 359 yards and two touchdowns against Eastern Kentucky. In the latter game, Romo made perhaps the biggest rush of his career, bolting for an eight-yard touchdown as time expired to give EIU a 25-24 win. The 6-3, 224-pounder wouldn't slow down after that, throwing for a combined 919 yards and 11 touchdowns against league foes Southeast Missouri, Tennessee State and Murray State. For his efforts, Romo was named OVC Offensive Player of the Year, becoming the first player in league history to win three straight such honors.

Romo was the seventh quarterback to win the Payton Award, and the first since Montana's Dave Dickenson in 1995. The senior became the first player from the Ohio Valley Conference to win the Payton, and only the second from the league to capture a major I-AA Award. Murray State's Houston Nutt, now the head coach at Mississippi, won the Eddie Robinson Award in 1995.

Romo received 24 first-place votes and 268 points from the panel of 109 I-AA sports information directors and selected media. Following Romo in the voting were Villanova quarterback Brett Gordon, who earned 18 first-place votes and 245 total points, and Grambling State's Bruce Eugene, who had 21 first-place votes and 234 total points.

Story reprinted and updated from original article in December 2002.



CAREER STATISTICS FOR TONY ROMO

YEAR	G/GS	A-C-INT	PCT.	YARDS	TD	LONG	YDS/G	EFFIC.
1999	3/2	49-24-2	49.0	396	3	47	132.0	128.9
2000	11/11	278-164-12	59.0	2583	27	98	234.8	160.5
2001	10/10	207-138-6	66.7	2068	21	80	206.8	178.3
2002	12/12	407-258-16	63.4	3165	34	71	263.8	148.4
TOTALS	36/35	941-584-36	62.1	8212	85	98	228.1	157.5

Top: Tony Romo in action during the 2002 season as he won the Walter Payton Award.
Middle: Romo in action with the Dallas Cowboys during his 2006 Pro Bowl season.
Bottom: Romo accepting 2002 Walter Payton Award at ceremony in Chattanooga, Tenn.

NCAA FOOTBALL CHAMPIONSHIP SUBDIVISION ALL-AMERICANS (formerly I-AA)

2015	Dino Fanti DT AFCA 1st Team Stats FCS 2nd AP 3rd Team	2002	Tony Romo QB WALTER PAYTON 'PLAYER OF THE YEAR' AP 1st Team AFCA 1st Team Walter Camp 1st Team Sports Network 1st Team FB Gazette Second Team Nick Eller TE Sports Network 2nd Team AP 3rd Team Kevin Hill OG Walter Camp 1st Team Sports Network 1st Team FB Gazette 1st Team Andre Raymond TB FB Gazette HM Nick Ricks LB AP 1st Team Sports Network 1st Team FB Gazette 1st Team J.R. Taylor TB AP 1st Team Walter Camp 1st Team Sports Network 1st Team FB Gazette 1st Team
2014	Collin Seibert OG Sports Network 1st Team AFCA 1st Team AP 1st Team Walter Camp 1st Team Adam Drake WR Sports Network 2nd Team AP 3rd Team	2001	Fred Miller LB FB Gazette 2nd Team Nick Ricks LB Sports Network 2nd Team AP 3rd Team Tony Romo QB AP 3rd Team FB Gazette HM
2013	Jimmy Garoppolo QB WALTER PAYTON 'PLAYER OF THE YEAR' FCSADA NATIONAL OFFENSIVE PLAYER AP 1st Team AFCA 1st Team Walter Camp 1st Team Sports Network 1st Team Erik Lora WR AFCA 1st Team AP 1st Team Sports Network 1st Team Walter Camp 1st Team Collin Seibert OG Sports Network 1st Team AP 3rd Team Dominic Pagliara OT AP 3rd Team Adam Drake WR Sports Network 3rd Team Jeff LePak TE Sports Network 3rd Team Jimmy Lowery OT Freshman All-American	2000	Tony Romo QB FB Gazette HM Kourtney Young CB AP 3rd Team
2012	Erik Lora WR AFCA 1st Team AP 1st Team Sports Network 1st Team Walter Camp 1st Team	1998	Ryan Shuff OG AP 3rd Team
2009	Chaz Millard C Sports Network 3rd Team	1997	Chris Dunkle C AP 2nd Team Sports Network 3rd Team Thomas Williams LB Sports Network 3rd Team
2008	Pierre Walters DE AP 2nd Team Sports Network HM Chaz Millard OG Sports Network HM	1995	Tim Carver LB AP 2nd Team FB Gazette 1st Team Sports Network 2nd Team Chris Anderson C AP 3rd Team Willie High RB FB Gazette 1st Team
2007	Pierre Walters DE AP 3rd Team Drew Cairo-Gross C Sports Network HM Kevin Cook P Sports Network HM Chaz Millard OG Sports Network HM Anthony Rubican OT Sports Network HM Micah Rucker WR Sports Network HM Donald Thomas LB Sports Network HM	1994	Ray McElroy DB AP 3rd Team Tim Carver LB AP 3rd Team
2006	Tristan Burge SS AFCA 1st Team AP 3rd Team Sports Network 3rd Team Jon Rueter OG AP 2nd Team Donald Thomas LB Sports Network 2nd Team Micah Rucker WR Sports Network 3rd Team	1992	Dan Dee DT Walter Camp 1st Team AP 2nd Team Sports Network 1st Team FB Gazette 2nd Team Brad Fichtel C AP 2nd Team
2005	Tristan Burge SS Sports Network 2nd Team FB Gazette 2nd Team Clint Sellers LB AFCA 1st Team FB Gazette 1st Team Sports Network 2nd Team AP 3rd Team Lucius Seymour LB FB Gazette 3rd Team	1991	Brad Fichtel C Sports Network 2nd Team
2004	Marcus Lorick DT Sports Network 2nd Team	1990	Tim Lance DB AP 1st Team Sports Network 1st Team Walter Camp 1st Team Kent McIntyre DT Sports Network 2nd Team
		1989	John Jurkovic DT AP 1st Team Kodak/AFCA 1st Team Sports Network 1st Team Tim Lance DB AP 3rd Team
		1988	John Jurkovic DT Sports Network 1st Team AP HM Daryl Holcombe DB AP HM Dave Popp OT AP HM Jeff Rolson DT AP HM Scott Johnson DB AP HM

NCAA FOOTBALL CHAMPIONSHIP SUBDIVISION ALL-AMERICANS (formerly I-AA)

1987	DuWayne Pitts.....RB.....AP HM	Rich Ehmke.....PK.....AP HM	Ralph Stewart.....WR.....AP HM	Daryl Holcombe.....CB.....AP HM
1986	Roy Banks.....WR.....AP 1st TeamKodak/AFCA 1st TeamFootball News HM	Sean Payton.....QB.....AP HM
Football News HM	Calvin Pierce.....WR.....Football News 2nd TeamAP HM	John Jurkovic.....DT.....AP HM
Football News HM	1985	Roy Banks.....WR.....AP HM	Tom Moskal.....DT.....AP HM
	Sean Payton.....QB.....AP HM	Calvin Pierce.....WR.....AP HM		
1984	Jerry Wright.....WR.....Kodak/AFCA 1st TeamAP 3rd Team	Roy Banks.....WR.....AP HM	Tyrone Covington.....LB.....AP HM
	Sean Payton.....QB.....AP HM			

1983	Robert Williams.....FS.....AP 1st TeamKodak/AFCA 1st Team	Chris Nicholson.....DT.....AP 1st Team	Alvin McMurray.....OT.....AP 3rd Team
	Kevin Staple.....RB.....AP Honorable Mention	Tyrone Covington.....LB.....AP Honorable Mention	Jerry Wright.....WR.....AP Honorable Mention	
1982	Bob Norris.....OG.....AP 1st Team	Robert Williams.....SS.....Kodak/AFCA 1st TeamAP 2nd Team	Jeff Christensen.....QB.....The Sporting News HM
AP Honorable Mention	Greg Duncan.....DE.....AP 2nd Team	Kevin Staple.....RB.....AP Honorable Mention	Keith Wojnowski.....DE.....AP Honorable Mention
1981	Kevin Gray.....FS.....Kodak/AFCA 1st TeamAP Honorable Mention	Rob Mehalic.....TE.....AP Honorable Mention	Roger Holoman.....WR.....AP Honorable Mention
	Scott Gilleland.....C.....AP Honorable Mention	Bob Norris.....OG.....AP Honorable Mention	Keith Wojnowski.....DE.....AP Honorable Mention	Tom Murray.....LB.....AP Honorable Mention
	Ira Jefferson.....LB.....AP Honorable Mention	Wilbert James.....CB.....AP Honorable Mention	Don Manzke.....P.....AP Honorable Mention	

ALL-STAR GAME PARTICIPANTS

2015.....Collin Seibert.....OL.....Conquistador Bowl	
2014.....Jimmy Garoppolo.....QB.....Senior Bowl	
	East-West Shrine Game
2014.....Erik Lora.....WR.....East-West Shrine Game	
2009.....Chris Campbell.....OT.....Texas vs. The Nation	
2008.....Pierre Walters.....DE.....Texas vs. The Nation	
2006.....Jon Rueter.....OL.....Magnolia Grid-iron Classic	
1997.....Thomas Williams.....LB.....Blue-Gray Classic	
1995.....Aaron Hill.....OL.....National All-Star Game	
1994.....Ray McElroy.....DB.....Blue-Gray Classic	
Duane Conway.....OL.....Blue-Gray Classic	
1991.....Tim Lance.....DB.....Blue-Gray Classic	
1990.....John Jurkovic.....DT.....Blue-Gray Classic	
	King All Star Game

ACADEMIC ALL-AMERICANS

2005	Tom Schofield.....P.....2nd Team
1995	Tim Carver.....LB.....1st Team
	Chris Anderson.....C.....2nd Team
1994	Tim Carver.....LB.....2nd Team
1989	Eric Arnold.....QB.....2nd Team

NCAA DIVISION II ALL-AMERICANS

1980.....Pete Catan.....DE.....AP 1st TeamKodak/AFCA 1st Team
Randy Melvin.....DT.....AP 2nd Team	Kevin Gray.....FS.....AP 2nd Team
Scott McGhee.....WR.....AP 3rd Team	1979.....Poke Cobb.....RB.....AP 1st Team
.....Kodak-AFCA 1st Team	Pete Catan.....DE.....AP 1st Team
Jack Lafferty.....C.....AP Honorable Mention	Randy Melvin.....DT.....AP Honorable Mention
1978.....James Warring.....WR.....AP 1st TeamKodak/AFCA 1st Team
Poke Cobb.....RB.....AP 2nd Team	Pete Catan.....DE.....AP Honorable Mention
1976.....Ted Petersen.....C.....AP 1st Team	Wayne Ramsey.....DL.....AP Honorable Mention
1974.....Alex Russell.....DT.....AP Honorable Mention	1973.....Nate Anderson.....RB.....AP 3rd Team
1972.....Nate Anderson.....RB.....Kodak/AFCA 1st TeamAP Honorable Mention

LITTLE ALL-AMERICAN

1940.....Bill Glenn.....QB.....2nd Team

ALL-OHIO VALLEY CONFERENCE SELECTIONS ... 1996-PRESENT

2015	Dino Fanti	DT	Defensive "Player of the Year"	2008	Travorus Bess	RB	First Team
	Kamu Grugier-Hill	LB	First Team		Chaz Millard	OG	First Team
	Jourdan Wickliffe	DB	First Team		Pierre Walters	DE	First Team
	Jimmy Lowery	OL	Second Team		Donovan Johnson	DE	Second Team
	Devin Church	RB	Second Team		Jeff Sobol	DT	Second Team
	Dylan Chatman	DB	Second Team	2007	Ademola Adeniji	RB	First Team
	Devin Church	RB	All-Newcomer Team		Chaz Millard	OG	First Team
	Dylan Chatman	DB	All-Newcomer Team		Anthony Rubican	OT	First Team
2014	Adam Drake	WR	First Team		Micah Rucker	WR	First Team
	Jeff LePak	TE	First Team		Donald Thomas	LB	First Team
	Collin Seibert	OG	First Team		Pierre Walters	DE	First Team
	Kamu Grugier-Hill	LB	First Team		Drew Cairo-Gross	C	Second Team
	Jourdan Wickliffe	DB	First Team		Kevin Cook	P	Second Team
	Jalen Whitlow	QB	Second Team		Rashad Haynes	DB	Second Team
	Nick Borre	C	Second Team		Ke'Andre Sams	DB	Second Team
	Evan Kanz	OT	Second Team		Kevin Mahoney	OL	All-Newcomer Team
	Dino Fanti	DT	Second Team	2006	Donald Thomas	LB	Defensive "Player of the Year"
	Robert Haynes	LB	Second Team		Vincent Webb	RB	Offensive "Player of the Year"
	Jalen Whitlow	QB	All-Newcomer Team		Tristan Burge	SS	First Team
	Nick Bruno	K	All-Newcomer Team		Micah Rucker	WR	First Team
2013	Dino Babers		Coach of the Year		Jon Rueter	OG	First Team
	Jimmy Garoppolo	QB	Offensive "Player of the Year"		Anthony Rubican	OT	First Team
	Nick Beard	DB	First Team		Lucius Seymour	LB	First Team
	Jeff LePak	TE	First Team		Eric Johnson	OT	Second Team
	Shepard Little	RB	First Team		Adam Parsill	TE	Second Team
	Erik Lora	WR	First Team		Pierre Walters	DE	Second Team
	Dominic Pagliara	OT	First Team		Jeff Sobol	DT	All-Newcomer Team
	Collin Seibert	OG	First Team		Cole Stinson	QB	All-Newcomer Team
	Pat Wertz	DL	First Team	2005	Bob Spoo		"Coach of the Year"
	Jourdan Wickliffe	DB	First Team		Clint Sellers	LB	Defensive "Player of the Year"
	Nick Borre	C	Second Team		Tristan Burge	SS	First Team
	Adam Drake	WR	Second Team		Eric Johnson	OT	First Team
	Taylor Duncan	RB	Second Team		Jon Rueter	OG	First Team
	Dino Fanti	DL	Second Team		Anthony Rubican	OT	Second Team
	Robert Haynes	LB	Second Team		Lucius Seymour	LB	Second Team
	Shepard Little	RS	Second Team		Vincent Webb	RB	Second Team
	Jeff LePak	TE	All-Newcomer		Zach Yates	PK	All-Newcomer Team
	Shepard Little	RB	All-Newcomer Team	2004	Jamarr Day	LB	First Team
	Jimmy Lowery	OT	All-Newcomer Team		Marcus Lorick	DL	First Team
2012	Dino Babers		Coach of the Year		Ryan Voss	WR	First Team
	Erik Lora	WR	Offensive Player of the Year		Ben Brown	DB	Second Team
	Nick Beard	DB	First Team		Kory Lothe	DL	Second Team
	Cameron Berra	K	First Team		Pascal Matla	C	Second Team
	Artavious Dowdell	DL	First Team		Matt Schabert	QB	Second Team
	Collin Seibert	OG	First Team		Steve Sobolewski	OG	Second Team
	Jimmy Garoppolo	QB	Second Team	2003	Frank Castanoli	OT	First Team
	Sam Hendricks	TE	Second Team		Nick Ricks	LB	First Team
	Roosevelt Holliday	DL	Second Team		Nick Eller	TE	Second Team
	Kevin Kapellas	C	Second Team		Marcus Lorick	DL	Second Team
	Jake Walker	RB	Second Team		Kory Lothe	DL	Second Team
	Pat Wertz	DL	Second Team		Fred Miller	LB	Second Team
	LeQuince McCall	LB	All-Newcomer Team	2002	Tony Romo	QB	Offensive "Player of the Year"
2011	Von Wise	TE	Second Team		Nick Ricks	LB	Defensive "Player of the Year"
	Artavious Dowdell	DE	Second Team		Mike Bujnak	OT	First Team
	Cory Leman	LB	Second Team		Nick Eller	TE	First Team
	Eric Zink	OL	Second Team		Kevin Hill	OG	First Team
2010	Spyros Bazigos	DT	First Team		Andre Raymond	KR	First Team
	Kevin Cook	P	First Team		Scott Sholl	C	First Team
	Nick Nasti	LB	First Team		J.R. Taylor	RB	First Team
	CJ James	DB	Second Team		Clint Alexander	DL	Second Team
	Jimmy Garoppolo	QB	All-Newcomer Team		Frank Castagnoli	OT	Second Team
2009	Bob Spoo		"Coach of the Year"		Obinno Coley	DB	Second Team
	Chaz Millard	C	First Team		Fred Miller	LB	Second Team
	Trevor Frericks	DT	First Team		Andre Raymond	WR	Second Team
	CJ James	DB	First Team		Chris Rosenlund	OG	Second Team
	Austin Signor	K	First Team				
	Jake Christensen	QB	Second Team				
	Mon Williams	RB	Second Team				
	Chris Campbell	OT	Second Team				
	Willie Henderson	OG	Second Team				
	Perry Burge	DE	Second Team				
	Rashad Haynes	DB	Second Team				

ALL-OHIO VALLEY CONFERENCE SELECTIONS ... 1996-PRESENT

2001	Bob Spoo		"Coach of the Year"	1998	Justin Lynch	TB	First Team
	Tony Romo	QB	Offensive "Player of the Year"		Ryan Shuff	OG	First Team
	Bill Besenhofer	P/K	First Team		Antwan Perry	S	First Team
	Mike Bujnak	OT	First Team		Seth Willingham	TE	First Team
	Kevin Hill	OG	First Team		Steffan Nicholson	CB	Second Team
	Fred Miller	LB	First Team		Reggie Scott	DT	Second Team
	Nick Ricks	LB	First Team		Jerrell Smith	OT	Second Team
	J.R. Taylor	TB	First Team		Fred Baker	TE	Honorable Mention
	Kourtney Young	DB	First Team		Lance Lohrenz	LB	Honorable Mention
	Frank Cutolo	WR	Second Team		Chris Watson	CB	Honorable Mention
	Scotty Gilkey	TE	Second Team				
	Andre Raymond	TB	Second Team		1997	Chris Dunkle	C
Scott Sholl	C	Second Team	Chris Watson	CB		First Team	
Brad Metzger	DT	Honorable Mention	Pete Wilkes	OG		First Team	
Gonzalo Segovia	DE	Honorable Mention	Thomas Williams	LB		First Team	
			Justin Lynch	TB		Second Team	
2000	Tony Romo	QB	Offensive "Player of the Year"		Antwan Perry	CB	Second Team
	Mike Carlin	DL	First Team		Mike Simpson	QB	Second Team
	Dan Fellows	OT	First Team		Rodney Wilson	LB	Second Team
	Matt Gehrig	OG	First Team		Ethan Banning	DL	Honorable Mention
	Nathan Kreke	TE	First Team		Seth Willingham	TE	Honorable Mention
	Kourtney Young	DB	First Team	1996	Lemont Clark	OG	First Team
	Frank Cutolo	WR	Second Team		Travis Hunerburg	OT	First Team
	Nick Ricks	LB	Second Team		Chris Westenberger	C	First Team
	Bill Besenhofer	K	Honorable Mention		Shawn Denzer	P	Second Team
	Gonzalo Segovia	DL	Honorable Mention		Justin Lynch	RB	Second Team
	John Williams	DB	Honorable Mention		John Moyer	DL	Second Team
					Hasheem Rasheed	DB	Second Team
1999	John Williams	DB	First Team		Bob Rosenstiel	TE	Second Team
	Anthony Buich	QB	Second Team		Mike Simpson	QB	Second Team
	Bill Besenhofer	P	Second Team		Chris Watson	KR/PR	Second Team
	Frank Cutolo	DL	Honorable Mention		Rodney Wilson	LB	Second Team
	Steve Marcinkowski	DL	Honorable Mention				

ALL-GATEWAY CONFERENCE SELECTIONS ... 1986-1995

1995	Tim Carver.....LB.....	Defensive "Player of the Year"	1990	Tim Lance.....DB.....	Defensive "Player of the Year"
	Willie High.....RB.....	1st Team		Brian Pindar.....P.....	1st Team
	Chris Anderson.....C.....	1st Team		Jamie Jones.....RB.....	2nd Team
	Brian McGavock.....DT.....	2nd Team		Brad Fichtel.....OG.....	2nd Team
	James Dorsey.....CB.....	2nd Team		Kent McIntyre.....DT.....	2nd Team
	Pete Mauch.....QB.....	2nd Team		Tod Schwager.....C.....	Honorable Mention
	Steve Largent.....K.....	Honorable Mention		Jeff Oetting.....DE.....	Honorable Mention
	Charlie Roche.....TE.....	Honorable Mention		John Noll.....LB.....	Honorable Mention
	Chris Hicks.....RB.....	Honorable Mention	1989	John Jurkovic.....DT.....	Defensive "Player of the Year"
	Curtis Price.....DE.....	Honorable Mention		Eric Thorsen.....OG.....	1st Team
1994	Tim Carver.....LB.....	1st Team		Brent Fischer.....OT.....	1st Team
	Willie High.....RB.....	1st Team		Jeff Mills.....LB.....	1st Team
	Kevin Zeng.....DE.....	1st Team		Daryl Holcombe.....DB.....	1st Team
	Ray McElroy.....DE.....	1st Team		Tim Lance.....DB.....	1st Team
	Greg Jensik.....WR.....	2nd Team		Eric Arnold.....QB.....	2nd Team
	Mike Richart.....OT.....	2nd Team		Jamie Jones.....RB.....	2nd Team
	Pete Mauch.....QB.....	Honorable Mention		Tim Moore.....TE.....	2nd Team
	Chris Wilkerson.....DT.....	Honorable Mention		R. L. Reynolds.....CB.....	2nd Team
	Mike Miller.....LB.....	Honorable Mention		Jason Cook.....WR.....	Honorable Mention
1993	Demetrius Lane.....DT.....	1st Team	1988	John Jurkovic.....DT.....	Defensive "Player of the Year"
	Willie High.....RB.....	1st Team		Dave Popp.....OT.....	1st Team
	Ray McElroy.....CB.....	1st Team		Jeff Rolson.....DE.....	1st Team
	Steve Largent.....PK.....	2nd Team		Scott Johnson.....DB.....	1st Team
	Kevin Zeng.....DE.....	2nd Team		Ralph Stewart.....WR.....	2nd Team
	Tim Carver.....LB.....	2nd Team		Jeff Mills.....LB.....	2nd Team
	Duane Conway.....C.....	Honorable Mention		Daryl Holcombe.....DB.....	2nd Team
	Greg Jensik.....WR.....	Honorable Mention		Sean O'Brien.....C.....	Honorable Mention
	Don Mensik.....OG.....	Honorable Mention	1987	DuWayne Pitts.....RB.....	1st Team
1992	Brad Fichtel.....C.....	1st Team		Ralph Stewart.....WR.....	1st Team
	Dan Dee.....DT.....	1st Team		Rich Ehmke.....PK.....	1st Team
	Ray McElroy.....CB.....	1st Team		Daryl Holcombe.....CB.....	1st Team
	Shavez Hawkins.....SS.....	2nd Team		Sean O'Brien.....C.....	2nd Team
	John Vakos.....DT.....	2nd Team		Jeff Rolson.....DE.....	2nd Team
	Jeff Thorne.....QB.....	Honorable Mention		Carl Parker.....DT.....	2nd Team
	Mike Rummell.....WR.....	Honorable Mention		R. L. Reynolds.....DE.....	2nd Team
	Jason Caldwell.....P.....	Honorable Mention		Steve Tillotson.....P.....	2nd Team
1991	Brian Pindar.....P.....	1st Team	1986	Dave Popp.....OT.....	Honorable Mention
	Jamie Jones.....RB.....	1st Team		Jim Miteff.....OH.....	Honorable Mention
	Tim Gleason.....OG.....	1st Team		Sean Payton.....QB.....	Offensive "Player of the Year"
	Kent McIntyre.....DT.....	1st Team		Roy Banks.....WR.....	1st Team
	Tony Farrell.....S.....	1st Team		Calvin Pierce.....WR.....	1st Team
	Jeff Thorne.....QB.....	2nd Team		John Jurkovic.....DT.....	1st Team
	Tim Moore.....TE.....	2nd Team		James Marable.....RB.....	2nd Team
	Brad Fichtel.....C.....	Honorable Mention		Steve Bonnes.....OT.....	2nd Team
	Brian Callahan.....OG.....	Honorable Mention		Rich Ehmke.....PK.....	2nd Team
	Dan Dee.....DT.....	Honorable Mention		Aaron Thomas.....DT.....	2nd Team
				Bob Bronaugh.....DB.....	2nd Team
				R. L. Reynolds.....DB.....	2nd Team

OHIO VALLEY CONFERENCE RECORDS

GAME RECORDS

Completion Pct.....	Tony Romo, 1.000 (16-16)	2001 vs. Indiana State
Receptions	Erik Lora, 21.....	2012 vs. Murray State
Punt Return TD	Frank Cutolo, 2	2000 vs. KY Wesleyan

SEASON RECORDS

Total Offense	Jimmy Garoppolo.....	5,112 yards (2013)
Pass Completions	Jimmy Garoppolo.....	375 (2013)
Passing Yards	Jimmy Garoppolo.....	5,050 yards (2013)
Passing Touchdowns ..	Jimmy Garoppolo.....	53 (2013)
Receptions.....	Erik Lora	136 (2012) FCS Record
Receiving Yards	Erik Lora.....	1,664 yards (2012)
TD Receptions	Erik Lora.....	19 (2013)
Extra Points	Cameron Berra.....	77 (2013) FCS Record

CAREER RECORDS

Total Offense	Jimmy Garoppolo.....	13,089 yards (2010-13)
Pass Completions	Jimmy Garoppolo.....	1,047 (2010-13)
Passing Yards	Jimmy Garoppolo.....	13,156 yards (2010-13)
Passing Touchdowns ..	Jimmy Garoppolo.....	118 (2010-13)
Completion Pct.....	Mike Simpson	67.1 (331-493) (1996-97)
Receptions	Erik Lora	332 (2009-13)
Receiving Yards	Erik Lora.....	4,006 yards (2009-13)
TD Receptions	Erik Lora.....	35 (2009-13)
Extra Points.....	Cameron Berra	172 (2010-13)

TEAM GAME RECORDS

Plays	112 vs. UT Martin (2013)
Combined Plays	210 vs. Murray State (2012) - FCS Record
Punt Return Yards.....	190 vs. Tennessee Tech (2013)

TEAM SEASON RECORDS

Points	675 (2013)
Touchdowns	95 (2013)
Extra Points.....	78 (2013)
Passing Touchdowns ..	395 (2013)
Most Plays.....	1,219 (2013)
Yards Per Game.....	589.5 (2013)
Passing Yards	5,213 (2013)
Passing Yards Avg.	372.4 (2013)

FCS RECORDS

GAME RECORDS

Fewest Yards Allowed ..	-12 (Nov. 13, 1982 vs. Kentucky Wesleyan)
Combined Plays	210 (Sept. 22, 2012 vs. Murray State)

SEASON RECORDS

Receptions	Erik Lora.....	136 (2012) FCS Record
Extra Points.....	Cameron Berra	77 (2013) FCS Record

MISC. RECORDS

Combined Reception Total (2 Receivers Same Team)208 (2013, Erik Lora - 123, Adam Drake - 85)
Combined Yards Gained (2 Receivers Same Team)5,806 yards (1983-86, Roy Banks - 3,177, Calvin Pierce - 2,629)

FCS PLAYOFF RECORDS

GAME RECORDS

Receptions	Erik Lora, 18 vs. Towson (Dec. 13, 2013)
------------------	--

TOTAL OFFENSE:

1 ...	8,253	2013
2 ...	5,761	2014
3 ...	5,651	2012
4 ...	5,431	2002
5 ...	4,982	2000

RUSHING YARDAGE:

1 ...	3,040	2013
2 ...	2,882	1976
3 ...	2,836	2014
4 ...	2,781	1978
5 ...	2,739	1996

RUSHING ATTEMPTS:

1 ...	611	2013
2 ...	600	1976
3 ...	589	1996
4 ...	581	1995
5 ...	571	1975

PASSING YARDAGE:

1 ...	5,213	2013
2 ...	4,071	1984
3 ...	4,019	2012
4 ...	3,587	1986
5 ...	3,213	2002

PASSING ATTEMPTS:

1 ...	608	2013
2 ...	554	2012
3 ...	503	1985
4 ...	503	1986
5 ...	457	1981

PASSES COMPLETED:

1 ...	395	2013
2 ...	341	2012
3 ...	288	1984
4 ...	263	2002
5 ...	262	1985

TOUCHDOWNS:

1 ...	95	2013
2 ...	61	2002
3 ...	58	2012
4 ...	58	2000
5 ...	54	1986

TOUCHDOWN PASSES:

1 ...	55	2013
2 ...	34	2012
3 ...	34	2002
4 ...	29	1984
5 ...	28	1980

TOUCHDOWNS RUSHING:

1 ...	35	2013
2 ...	30	1996
3 ...	29	2007
4 ...	27	2014
5 ...	27	1986
6 ...	25	2002 / 2001 / 1979

POINTS SCORED:

1 ...	675 (48.2 ppg)	2013
2 ...	438 (36.5 ppg)	2012
3 ...	430 (39.1 ppg)	2000
4 ...	424 (38.5 ppg)	2002
5 ...	409 (37.1 ppg)	1986
6 ...	383 (34.8 ppg)	1978

FIELD GOALS MADE:

1 ...	16 (of 26)	1995
2 ...	15 (of 21)	2008
3 ...	15 (of 26)	1987
4 ...	14 (of 16)	2014
5 ...	14 (of 22)	2009
6 ...	14 (of 27)	1983

POINT AFTER ATTEMPTS MADE:

1 ...	78 (of 91)	2013
2 ...	49 (of 50)	2000
3 ...	48 (of 52)	2012
4 ...	47 (of 50)	1986
5 ...	47 (of 50)	1978

QUARTERBACK SACKS:

1 ...	71	1982
2 ...	52	1979
3 ...	45	1981
4 ...	44	1980
5 ...	42	1986

TACKLES FOR LOSS:

1 ...	111	2002
2 ...	104	2000
3 ...	101	1978
4 ...	99	2013
5 ...	92	2008
6 ...	85	2012

INTERCEPTIONS:

1 ...	31	1980
2 ...	25	1971
3 ...	24	1983
4 ...	22	1986
5 ...	20	2005

FUMBLES RECOVERED:

1 ...	23	2013
2 ...	21	2005
3 ...	21	1980
4 ...	21	1978
5 ...	20	2003

TURNOVERS FORCED:

1 ...	52	1980
2 ...	41	2005
3 ...	41	1978
4 ...	40	1986
5 ...	38	2013
6 ...	38	1982

INTERCEPTION RETURN FOR TD:

1 ...	4	1980, 1984 & 2005
-------	---------	-------------------

FUMBLE RETURN FOR TD:

1 ...	4	2005
-------	---------	------

BLOCKED KICKS:

1 ...	12	1988
-------	----------	------

PUNT RETURN FOR TD:

1 ...	3	1988, 2000 & 2013
-------	---------	-------------------

KICK RETURN FOR TD:

1 ...	1	12 seasons
-------	---------	------------

CONSECUTIVE PASSES WITHOUT AN INTERCEPTION:

1 ...	218	2007
-------	-----------	------

TEAM TURNOVERS:

1 ...	56	1981
-------	----------	------

TOTAL OFFENSE:

739.....	vs. Illinois State	Sept. 14, 2013
704.....	at UT Martin	Nov. 23, 2013
683.....	vs. Winona State	Nov. 1, 1986
676.....	vs. Saginaw State	Sept. 21, 1985
671.....	vs. Austin Peay	Sept. 29, 2012
665.....	vs. Southeast Missouri	Oct. 19, 2013
656.....	vs. Illinois-Chicago	Sept. 27, 1969
654.....	vs. Murray State	Nov. 8, 2014
637.....	at UT Martin	Nov. 14, 1998
629.....	vs. Indiana State	Sept. 9, 2006

RUSHING YARDAGE:

413.....	vs. Austin Peay	Sept. 20, 2014
413.....	vs. Jacksonville State	Nov. 16, 2013
398.....	vs. St. Joseph	Oct. 27, 1973
384.....	vs. Grand Valley State	Sept. 17, 1983
382.....	at UT Martin	Nov. 1, 2001
379.....	vs. Florida Atlantic	Nov. 16, 2002
378.....	vs. Northern Michigan	Oct. 20, 1979

RUSHING ATTEMPTS:

72.....	vs. Western Illinois	1976
---------	----------------------------	------

PASSING YARDAGE:

509.....	vs. Austin Peay	Sept. 29, 2012
509.....	vs. Saginaw Valley	Sept. 21, 1985
501.....	at UT Martin	Nov. 23, 2013
491.....	vs. Illinois State	Sept. 14, 2013
486.....	at Missouri State	Oct. 27, 1984
482.....	vs. Western Kentucky	Nov. 10, 1984

PASSING ATTEMPTS:

62.....	vs. Murray State	Sept. 22, 2012
61.....	vs. Illinois State	Sept. 15, 2012
58.....	at Southern Illinois	Sept. 7, 2013
..... (4 other games with 58 attempts)		

PASSES COMPLETED:

40.....	vs. Murray State	Sept. 22, 2012
40.....	vs. Saginaw Valley	Sept. 21, 1985

TOUCHDOWNS:

12.....	vs. Merom Academy	1920
10.....	at UT Martin	Nov. 23, 2013
10.....	vs. Kentucky State	Nov. 13, 1982

TOUCHDOWN PASSES:

7.....	vs. Illinois State	Sept. 14, 2013
7.....	vs. Southern Illinois	2012
6.....	at UT Martin	Nov. 23, 2013
6.....	at Northern Illinois	Sept. 21, 2013
..... (3 other games with 6 TD passes)		

MOST EIU POINTS IN A QUARTER:

35.....	vs. Jacksonville State	Nov. 16, 2013
30.....	vs. Kentucky State	Nov. 13, 1982
30.....	vs. Central State	Sept. 26, 1981

MOST POINTS SCORED BY BOTH TEAMS:

105.....	at Illinois State	Sept. 15, 2012
..... (ISU 54, EIU 51 - 20T)		
102.....	vs. Tennessee State	Nov. 2, 2002
..... (EIU 54; TSU 48)		

POINTS

82.....	Merom Academy	Nov. 18, 1920
73.....	Kentucky State	Nov. 13, 1982
70.....	at UT Martin	Nov. 23, 2013
69.....	Illinois College	1917
65.....	Austin Peay	Sept. 29, 2012
64.....	Winona State	Nov. 1, 1986
63.....	Austin Peay	Sept. 20, 2014
63.....	at Austin Peay	Oct. 10, 2013
62.....	Lock Haven	Aug. 31, 1991
60.....	at Wayne State	Nov. 9, 1968
60.....	Oakland City	Oct. 17, 1925

EIU LOWEST OFFENSIVE TOTAL:

76.....	at Youngstown State	Oct. 13, 1973
120.....	Central Arkansas	Sept. 11, 2010
130.....	at Central Michigan	Oct. 25, 1969
138.....	at Northwestern	Sept. 12, 2015
138.....	Illinois State	Nov. 25, 2006
142.....	at McNeese State	Sept. 11, 1993
142.....	at San Jose State	Sept. 5, 1987
142.....	at Northern Iowa	Sept. 6, 1975

EIU FEWEST RUSHING YARDS:

-12.....	at Northern Iowa	Oct. 7, 1995
-6.....	Tennessee Tech	Sept. 17, 2011
-5.....	UT Martin	Oct. 22, 2011
-3.....	at San Jose State	Sept. 5, 1987
-3.....	at Toledo	Sept. 22, 1984
1.....	Illinois State	Oct. 6, 1984

EIU FEWEST PASSING YARDS:

-1.....	at Murray State (2-of-6) +	Nov. 16, 1974
0.....	Southeast Missouri *	Oct. 13, 2001
0.....	Truman State (0-of-9)	Sept. 10, 1977
5.....	at Central Missouri (2-of-7)	Oct. 4, 1975
10.....	at Truman State (1-of-4)	Sept. 11, 1976
10.....	Fairmount State (1-of-13)	Sept. 28, 1968
12.....	at Indiana State (2-of-11)	Nov. 18, 1995
* EIU did not attempt a pass in the game		
+ EIU completed one pass for 5 yards and one pass for negative 6 yards in the game.		

QUARTERBACK SACKS:

12.....	vs. Southwest Missouri	1986
12.....	vs. Kentucky State	1982

TURNOVERS:

8.....	vs. Youngstown State	1981
--------	----------------------------	------

TURNOVERS CAUSED:

13.....	vs. Northern Illinois	1940
9.....	vs. Northeast Missouri	1983
9.....	vs. Western Illinois	1980

EIU OVERTIME GAMES**DOUBLE OVERTIME**

Nov. 26, 1983	at Indiana State	L 13-16
Nov. 11, 2000	at Illinois State	L 41-44
Sept. 15, 2012	at Illinois State	L 51-54
Sept. 14, 2013	at Southern Illinois	W 40-37

OVERTIME

Nov. 27, 1982	vs. Jackson State	W 16-13
Sept. 11, 2004	vs. Indiana State	L 30-33
Nov. 6, 2004	at Tennessee Tech	L 37-40
Nov. 6, 2010	at Tennessee State	W 31-28
Sept. 22, 2012	vs. Murray State	W 50-49
Oct. 11, 2014	at Eastern Kentucky	L 33-36
Sept. 19, 2015	vs. Illinois State	L 31-34
Oct. 17, 2015	at Tennessee State	W 25-22

1982 & 1983 games in FCS playoffs

MOST PLAYS IN A GAME:

112.....	at UT Martin	Nov. 23, 2013
106.....	at Illinois State	Sept. 15, 2012
104.....	vs. Murray State	Nov. 8, 2014

MOST PLAYS IN A GAME BY BOTH TEAMS:

210.....	vs. Murray State	2012
..... Murray State (110), EIU (100)		
..... * FCS Record		

OPPONENTS AGAINST EASTERN ILLINOIS**TOTAL OFFENSE:**

675.....	Tennessee State	Nov. 2, 2002
674.....	at Illinois State	Oct. 18, 1969
656.....	at Marshall	Sept. 12, 1992
631.....	at Western Michigan	Sept. 8, 2012
629.....	at San Diego State	Oct. 6, 2001
609.....	at Northern Illinois	Sept. 24, 1994

RUSHING YARDAGE:

490.....	at Central Michigan	Oct. 23, 1971
472.....	Towson	Dec. 13, 2013
468.....	at Illinois State	Oct. 18, 1969
434.....	at South Dakota State	Nov. 24, 2012
432.....	Eastern Michigan	Oct. 21, 1972
425.....	Southern Illinois	Nov. 7, 1987
420.....	Central Michigan	Oct. 24, 1970
418.....	at Northern Illinois	Sept. 24, 1994
411.....	at Southeast Missouri	Oct. 1, 2011

PASSING YARDAGE:

529.....	Hawai'i	Sept. 30, 2006
473.....	Illinois State	Sept. 15, 2012
453.....	Hawai'i	Aug. 31, 2002
452.....	Hawai'i	Sept. 11, 1999
444.....	Idaho	Nov. 25, 1989
435.....	Tennessee State	Nov. 2, 2002
423.....	Murray State	Sept. 22, 2012
419.....	Truman State (NEMO.)	Sept. 6, 1986

POINTS

74.....	Illinois Wesleyan	Sept. 30, 1921
63.....	at Kansas State	Sept. 14, 2002
63.....	at Marshall	Sept. 12, 1992
61.....	at Hawai'i	Aug. 31, 2002
61.....	Central Michigan	Nov. 2, 1957
61.....	Millikin	Nov. 1, 1941
60.....	Central Michigan	Oct. 2, 1954

LOWEST OFFENSIVE TOTAL:

-12.....	vs. Kentucky State	Nov. 13, 1982
47.....	Butler	Sept. 8, 1979
50.....	UT Martin	Sept. 25, 1996
61.....	California (Pa.)	Aug. 30, 2003
65.....	Central State (Ohio)	Sept. 26, 1981
66.....	Illinois State	Nov. 10, 1979

OPPONENT FEWEST RUSHING YARDS:

-67.....	Kentucky State	Nov. 13, 1982
-23.....	Eastern Kentucky	Nov. 18, 2000
-1.....	Southeast Missouri	Nov. 9, 1996
-1.....	Southern Illinois	Sept. 10, 1983
0.....	Northern Michigan	Nov. 1, 1980

OPPONENT FEWEST PASSING YARDS:

5.....	Central State (OH) (4-of-16)	Sept. 26, 1981
7.....	Youngstown State (1-of-12)	Dec. 2, 1978
10.....	Missouri State	Oct. 24, 1992
13.....	Northwestern (La.) State	Sept. 8, 1990
20.....	Butler	Sept. 8, 1979
20.....	Cameron (Okla.)	Oct. 15, 1977
22.....	Austin Peay	Nov. 2, 1996

INDIVIDUAL GAME RECORDS

85

INDIVIDUAL BESTS

TOTAL OFFENSE:

Sean Payton.....	507 vs. Saginaw Valley.....	1985
Jimmy Garoppolo ..	501 vs. Austin Peay	2012
Sean Payton.....	498 vs. SW Missouri	1984
Jimmy Garoppolo ..	476 at UT Martin	2013
Jimmy Garoppolo ..	469 vs. Illinois State	2013
Jimmy Garoppolo ..	442 at Southern Illinois.....	2013
Sean Payton.....	441 vs. W. Kentucky	1984
Anthony Buich.....	440 vs. SE Missouri	1999

RUSHING YARDAGE:

J.R. Taylor	308 vs. Florida Atlantic.....	2002
Kevin Staple	283 vs. Grand Valley	1983
Nate Anderson	268 vs. St. Joseph	1973
Nate Anderson	259 vs. SW Missouri	1972
Shepard Little	245 vs. Jacksonville State	2013

RUSHING ATTEMPTS:

Willie High	48 vs. Northern Iowa.....	1993
-------------------	---------------------------	------

PASSING YARDAGE:

Sean Payton.....	509 vs. Saginaw Valley.....	1985
Sean Payton.....	486 vs. SW Missouri	1984
Jimmy Garoppolo ..	480 vs. Illinois State	2013
Jimmy Garoppolo ..	477 at UT Martin	2013
Sean Payton.....	461 vs. W. Kentucky	1984
Jimmy Garoppolo ..	453 vs. Austin Peay	2012
Jimmy Garoppolo ..	450 at Northern Illinois.....	2013
Jimmy Garoppolo ..	440 at Southern Illinois.....	2013

PASSING ATTEMPTS:

Jimmy Garoppolo ..	61 at Illionis State	2012
Jimmy Garoppolo ..	60 vs. Murray State.....	2012
Tony Romo	58 vs. Hawai'i.....	2002
Sean Payton.....	58 vs. Saginaw Valley.....	1985
Sean Payton.....	58 vs. Northern Iowa.....	1984

PASSES COMPLETED:

Sean Payton.....	40 vs. Saginaw Valley.....	1985
Jimmy Garoppolo ..	39 vs. Murray State.....	2012
Jimmy Garoppolo ..	37 at Illinois State	2012
Jimmy Garoppolo ..	35 at UT Martin	2012
Anthony Buich.....	36 vs. SE Missouri	1999

RECEIVING (CATCHES):

Erik Lora	21 vs. Murray State.....	2012
* OVC Record		
Erik Lora	18 vs. Towson	2013
Erik Lora	17 at UT Martin	2012
Erik Lora	15 vs. SE Missouri	2012
Willie White	15 vs. Illinois State	1971
Adam Drake	14 at UT Martin	2013
Erik Lora	14 at Northern Illinois.....	2013
Andre Raymond	14 vs. Hawai'i.....	2002
Rob Mehalic	14 vs. Delaware State.....	1981

RECEIVING (YARDS):

Erik Lora	269 vs. Murray State.....	2012
Frank Cutolo.....	239 vs. Tennessee St.	2001
Calvin Pierce	238 vs. SW Missouri	1986
Adam Drake	225 at UT Martin	2013
Chris Wright.....	217 at Tennessee State	2010
Frank Cutolo.....	217 vs. Northern Iowa.....	2001
Erik Lora	215 at UT Martin	2012
Ralph Stewart.....	201 vs. S. Illinois.....	1988

ALL-PURPOSE RUSHING:

Poke Cobb	336 vs. Butler.....	1976
Andre Raymond	335 vs. Hawai'i.....	2002

TOUCHDOWN RECEPTIONS:

Scott McGhee	4 vs. Northern Iowa.....	1978
James Warring	4 vs. Northern Michigan.....	1978

RUSHING YARDS BY A QB:

Jalen Whitlow	142 at UT Martin	2015
---------------------	------------------------	------

INDIVIDUAL BESTS

TOUCHDOWNS:

Steve Turner.....	6 vs. Mecom Academy.....	1920
KSevin Staple.....	5 vs. Kentucky State	1982
Erik Lora	4 vs. Tennessee Tech	2013
J.R. Taylor	4 vs. Florida Atlantic.....	2002
J.R. Taylor	4 vs. Tennessee-Martin.....	2002
Kevin Staple	4 vs. Grand Valley.....	1983
James Warring	4 vs. Northern Michigan.....	1978
Scott McGhee	4 vs. Northern Iowa.....	1978

TOUCHDOWN PASSES:

Jimmy Garoppolo ..	7 vs. Illinois State	2013
Jimmy Garoppolo ..	6 at UT Martin	2013
Jimmy Garoppolo ..	6 at Northern Illinois.....	2013
Tony Romo	6 vs. Murray State.....	2000
Jeff Christensen ..	6 vs. Kentucky State	1982
Others (5 touchdown passes in a game)		
Jimmy Garoppolo 4 times, Sean Payton 2 times		
Tony Romo 1 time, Steve Turk 1 time		

SOLO TACKLES:

Thomas Williams....	20 vs. St. Joseph	1997
Nick Ricks	18 vs. E. Kentucky	2002
Chris Nicholson.....	17 vs. SW Missouri	1983
Tim Lance	17 vs. Northern Iowa.....	1987
John Noll	15 vs. Northern Iowa.....	1987
Tim Lance	15 vs. W. Kentucky	1990
Jeff Mills	14 vs. Western Illinois.....	1988
Jeff Mills	14 vs. SW Missouri	1988

TOTAL TACKLES:

Tim Carver.....	31 vs. Texas-El Paso	1994
Jeff Mills	29 vs. SW Missouri	1988
Thomas Williams....	27 vs. St. Joseph	1997
Nick Ricks	25 vs. E. Kentucky	2002
Tyrone Covington...	25 vs. Illinois State	1984
John Noll	23 vs. Northern Iowa.....	1988
Ray Jeske	21 vs. Delaware	1978

TACKLES FOR LOSS:

Trevor Frericks	7.0 vs. Tennessee State	2009
-----------------------	-------------------------------	------

QUARTERBACK SACKS:

John Jurkovic	6 vs. SW Missouri	1986
Pete Catan	6 vs. Southern Illinois.....	1979

PASSES INTERCEPTED:

Bill Glenn.....	5 vs. Northern Illinois	1940
-----------------	-------------------------------	------

MOST PASS RECEPTIONS BY A RUNNING BACK:

Devin Church	10 at Northern Iowa	2015
DuWayne Pitts.....	9 vs. SW Missouri	1984

MISC. INDIVIDUAL BESTS

LONGEST TOUCHDOWN PASS:

Tony Romo to	98 vs. E. Kentucky	2000
Will Bumphus		

LONGEST TOUCHDOWN RUN:

Jimmy Lera.....	96 at Southeast Missouri	2014
Poke Cobb	96 vs. Tennessee Tech	1976

LONGEST INTERCEPTION RETURN FOR TD:

Roosevelt Williams.	98 vs. Tennessee St.	2001
---------------------	---------------------------	------

LONGEST FIELD GOAL:

Rich Ehmke.....	58 vs. Northern Iowa.....	1986
Steve Largent.....	53 vs. SW Missouri	1993

LONGEST KICKOFF RETURN:

Chris Watson.....	100 vs. Northern Iowa.....	1995
Marcus Potts	100 vs. Youngstown St.	1977

LONGEST PUNT:

Bob Babb	100 vs. Illinois State	1946
Kevin Cook.....	86 vs. Southeast Missouri..	2010
(EIU Division I record)		

LONGEST PUNT RETURN:

Bob Babb	100 vs. Millikin	1949
Erik Lora	80 vs. Tennessee Tech	2013
Jermaine Mobley....	80 vs. Tennessee State	2004
Frank Cutolo.....	80 at Central Florida	1999

MOST BLOCKED KICKS:

Kourtney Young.....	3 vs. Illinois State	2000
Scott Johnson	3 vs. Western Illinois.....	1988
Scott Johnson	3 vs. Western Kentucky	1988

MOST CONSECUTIVE PASSES COMPLETED:

Sean Payton.....	17 vs. Western Kentucky	1986
Tony Romo	16 vs. Indiana State	2001

MOST FIELD GOALS:

Rich Ehmke.....	5 vs. Winona State.....	1986
-----------------	-------------------------	------

MOST FUMBLE RECOVERIES:

Tied by many.....	2	
-------------------	---	--

MOST INTERCEPTIONS THROWN:

Jeff Thorne	7 vs. McNeese State.....	1993
-------------------	--------------------------	------



All eyes are on **Rich Ehmke's (#6)** record-setting 58 yard field goal that gave the No. 8 ranked Panthers a 31-30 victory over No. 11 Northern Iowa on the last play of the game in 1986. Often described as the "most exciting game in EIU history," the Homecoming win in front of 11,000 plus fans propelled the Panthers on to the conference championship that season.

TOTAL OFFENSE

1 ... Jimmy Garoppolo.....	5,112	2013
2 ... Jimmy Garoppolo.....	3,823	2012
3 ... Sean Payton.....	3,661	1984
4 ... Sean Payton.....	3,397	1986
5 ... Tony Romo.....	3,149	2002
6 ... Sean Payton.....	3,005	1985
7 ... Jalen Whitlow.....	2,867	2014
8 ... Anthony Buich.....	2,654	1999
9 ... Jeff Christensen.....	2,626	1981
10 ... Jimmy Garoppolo.....	2,583	2011

RUSHING YARDAGE

1 ... Poke Cobb.....	1,609	1979
2 ... Shepard Little.....	1,551	2013
3 ... J.R. Taylor.....	1,522	2002
4 ... Willie High.....	1,487	1993
5 ... Willie High.....	1,458	1995
6 ... Vincent Webb.....	1,405	2006
7 ... Jamie Jones.....	1,403	1991
8 ... Poke Cobb.....	1,330	1978
9 ... Nate Anderson.....	1,261	1973
10 ... Nate Anderson.....	1,255	1972

RUSHING ATTEMPTS

1 ... Willie High.....	314	1995
2 ... Willie High.....	297	1994
3 ... Nate Anderson.....	296	1973
4 ... Poke Cobb.....	293	1979
5 ... Willie High.....	273	1993
6 ... Poke Cobb.....	267	1978
7 ... Vincent Webb.....	264	2006
8 ... Vincent Webb.....	262	2005
9 ... Nate Anderson.....	261	1972
10 ... J.R. Taylor.....	254	2002

YARDS PER RUSH (minimum 80 carries)

1 ... Shepard Little.....	7.15	2013
2 ... Andre Raymond.....	6.58	2001
3 ... Shepard Little.....	6.42	2014
4 ... J.R. Taylor.....	6.36	2001
5 ... Jabarey McDavid.....	6.16	1996
6 ... Jamie Jones.....	6.02	1991
7 ... Poke Cobb.....	6.00	1976
8 ... J.R. Taylor.....	5.99	2002
9 ... Travorus Bess.....	5.77	2007
10 ... J.R. Taylor.....	5.73	2000

PASSING YARDAGE:

1 ... Jimmy Garoppolo.....	5,050	2013
2 ... Sean Payton.....	3,843	1984
3 ... Jimmy Garoppolo.....	3,823	2012
4 ... Sean Payton.....	3,456	1986
5 ... Tony Romo.....	3,165	2002
6 ... Sean Payton.....	3,146	1985
7 ... Anthony Buich.....	2,692	1999
8 ... Jeff Christensen.....	2,672	1981
9 ... Jimmy Garoppolo.....	2,644	2011
10 ... Tony Romo.....	2,583	2000

PASSING ATTEMPTS

1 ... Jimmy Garoppolo.....	568	2013
2 ... Jimmy Garoppolo.....	540	2012
3 ... Sean Payton.....	494	1985
4 ... Sean Payton.....	473	1984
5 ... Jeff Christensen.....	430	1981
6 ... Sean Payton.....	423	1986
7 ... Tony Romo.....	407	2002
8 ... Anthony Buich.....	356	1999
9 ... Jimmy Garoppolo.....	349	2011
10 ... Eric Arnold.....	346	1989

PASSES COMPLETED

1 ... Jimmy Garoppolo.....	375	2013
2 ... Jimmy Garoppolo.....	331	2012
3 ... Sean Payton.....	270	1984
4 ... Tony Romo.....	258	2002
5 ... Sean Payton.....	256	1985
6 ... Sean Payton.....	222	1986
... Jeff Christensen.....	222	1981
8 ... Jimmy Garoppolo.....	217	2011
9 ... Anthony Buich.....	216	1999
10 ... Eric Arnold.....	194	1989

PASSES INTERCEPTED

1 ... Sean Payton.....	23	1985
2 ... Jeff Christensen.....	22	1981
3 ... Steve Turk.....	20	1978
... Ron Gustafson.....	20	1970
5 ... Jeff Thorne.....	19	1993
6 ... John Rafferty.....	17	1983
... Roger Haberer.....	17	1965
... Roger Haberer.....	17	1964
9 ... Tony Romo.....	16	2002
10 ... Jimmy Garoppolo.....	15	2012
... Sean Payton.....	15	1986
... Sean Payton.....	15	1984

PASS COMPLETION (PCT.):

1 ... Mike Simpson.....	68.3	1997
... (168-246... 8 INT, 13 TD)		
2 ... Tony Romo.....	66.7	2001
... (138-207... 6 INT, 21 TD)		
3 ... Jimmy Garoppolo.....	66.0	2013
... (375-568... 9 INT, 53 TD)		
... Mike Simpson.....	66.0	1996
... (163-247... 7 INT, 19 TD)		
5 ... Bodie Reeder.....	65.4	2007
... (170-260... 5 INT, 10 TD)		
6 ... Tony Romo.....	63.4	2002
... (258-407... 16 INT, 34 TD)		
7 ... Jalen Whitlow.....	62.9	2014
... (185-294... 7 INT, 15 TD)		
8 ... Bodie Reeder.....	62.8	2008
... (177-282... 7 INT, 13 TD)		
9 ... Jimmy Garoppolo.....	62.2	2011
... (217-349... 14 INT, 20 TD)		
10 ... Jeff Thorne.....	61.4	1991
... (151-246... 6 INT, 21 TD)		

PASS EFFICIENCY (minimum 100 att.)

1 ... Tony Romo.....	178.3	2001
2 ... Jimmy Garoppolo.....	168.3	2013
3 ... Tony Romo.....	160.5	2000
4 ... Mike Simpson.....	153.3	1996
5 ... Jeff Thorne.....	150.2	1991
6 ... Tony Romo.....	148.4	2002
7 ... Mike Simpson.....	144.6	1997
8 ... Sean Payton.....	138.5	1984
9 ... Steve Turk.....	138.1	1978
10 ... Jimmy Garoppolo.....	136.7	2011

RECEIVING (CATCHES)

1 ... Erik Lora.....	136	2012
2 ... Erik Lora.....	123	2013
3 ... Adam Drake.....	93	2014
4 ... Adam Drake.....	85	2013
5 ... Jerry Wright.....	76	1984
6 ... Andre Raymond.....	70	2002
7 ... Roy Banks.....	69	1984
8 ... Rob Mehalic.....	67	1981
9 ... DuWayne Pitts.....	65	1985
... Willie White.....	65	1971
... Calvin Pierce.....	65	1986

RECEIVING (YARDS)

1 ... Erik Lora.....	1,664	2012
2 ... Erik Lora.....	1,544	2013
3 ... Adam Drake.....	1,321	2014
4 ... Adam Drake.....	1,305	2013
5 ... Roy Banks.....	1,269	1984
6 ... Calvin Pierce.....	1,200	1986
7 ... Jerry Wright.....	1,029	1984
8 ... Roy Banks.....	1,014	1986
9 ... James Warring.....	980	1978
10 ... Micah Rucker.....	966	2006
11 ... Willie White.....	915	1971
12 ... Calvin Pierce.....	900	1985

RECEPTIONS PER GAME

1 ... Erik Lora.....	11.33	2012
2 ... Erik Lora.....	9.46	2013
3 ... Adam Drake.....	7.75	2014
4 ... Jerry Wright.....	7.60	1984
5 ... Rob Mehalic.....	6.70	1981
6 ... Willie White.....	6.50	1971
7 ... Roy Banks.....	6.27	1984
8 ... Adam Drake.....	6.07	2013
9 ... Calvin Pierce.....	5.91	1986
... DuWayne Pitts.....	5.91	1986

YARDS PER RECEPTION (min. 20)

1 ... Chris Wright.....	26.52	2010
2 ... Jerry Wright.....	24.45	1982
3 ... Frank Cutolo.....	21.52	2000
4 ... Scott McGhee.....	21.41	1978
5 ... Will Bumphus.....	20.52	2002
6 ... Otis Grant.....	20.34	1980
7 ... Jason Cook.....	19.73	1989
8 ... Micah Rucker.....	19.71	2006
9 ... Frank Cutolo.....	19.32	2001
10 ... Jason Calabrese.....	19.21	1994

INDIVIDUAL SEASON RECORDS

87

ALL-PURPOSE YARDS

1 ... Andre Raymond	2,268	2002
2 ... Shepard Little	2,192	2013
3 ... Jamie Jones	2,007	1991
4 ... Erik Lora	1,752	2012
5 ... Erik Lora	1,724	2013
6 ... Poke Cobb	1,689	1978
7 ... Poke Cobb	1,667	1979
8 ... Poke Cobb	1,608	1976
9 ... Jamie Jones	1,607	1990
10 ... J.R. Taylor	1,591	2002
11 ... Vincent Webb	1,588	2006
12 ... Willie High	1,537	1995
13 ... Willie High	1,508	1993

TOUCHDOWNS OVERALL

1 ... Erik Lora	20	2013
... J.R. Taylor	20	2001
3 ... Shepard Little	19	2013
4 ... J.R. Taylor	18	2002
5 ... Roy Banks	17	1984
6 ... James Marable	16	1986
... Scott McGhee	16	1980
... Poke Cobb	16	1978
9 ... Ademola Adeniji	15	2007
... Vincent Webb	15	2005

TOUCHDOWNS RUSHING

1 ... J.R. Taylor	18	2002
... J.R. Taylor	18	2001
3 ... Poke Cobb	16	1978
4 ... Shepard Little	15	2013
... Vincent Webb	15	2005
... Ademola Adeniji	15	2007
7 ... Poke Cobb	14	1979
8 ... James Marable	13	1986
9 ... Jalen Whitlow	12	2014
... Jake Walker	12	2012
... Vincent Webb	12	2004
... Willie High	12	1995
... Willie High	12	1993
... Poke Cobb	12	1976

TOUCHDOWN RECEPTIONS

1 ... Erik Lora	19	2013
2 ... Roy Banks	17	1984
3 ... Scott McGhee	16	1980
4 ... Adam Drake	13	2013
... Micah Rucker	13	2006
... Will Bumphus	13	2002
7 ... Adam Drake	12	2014
... Erik Lora	12	2012
9 ... Chris Wright	11	2012
... Chris Wright	11	2011
... Roy Banks	11	1986

TOUCHDOWN PASSES

1 ... Jimmy Garoppolo	53	2013
2 ... Tony Romo	34	2002
3 ... Jimmy Garoppolo	31	2012
4 ... Sean Payton	28	1984
5 ... Tony Romo	27	2000
6 ... Steve Turk	25	1978
7 ... Sean Payton	23	1986
8 ... Sean Payton	22	1985
9 ... Tony Romo	21	2001
... Jeff Thorne	21	1991
... Jeff Christensen	21	1982

TOTAL POINTS SCORED

1 ... Erik Lora	124	2013
2 ... J.R. Taylor	120	2001
3 ... Shepard Little	114	2013
4 ... J.R. Taylor	112	2002
5 ... Roy Banks	102	1984
6 ... Cameron Berra	98	2013
7 ... James Marable	96	1986
... Scott McGhee	96	1986
... Poke Cobb	96	1978
10 ... Ademola Adeniji	90	2007
... Vincent Webb	90	2005

TD's RESPONSIBLE FOR

1 ... Jimmy Garoppolo	58	2013
2 ... Tony Romo	35	2002
3 ... Jimmy Garoppolo	33	2012
4 ... Sean Payton	31	1984
5 ... Sean Payton	30	1986
6 ... Tony Romo	28	2000
7 ... Jalen Whitlow	27	2014
... Steve Turk	27	1978
9 ... Sean Payton	25	1985
10 ... Mike Simpson	22	1996
... Jeff Christensen	22	1982

FIELD GOALS MADE

1 ... Steve Largent	16	1995
... Dave Strauch	16	1982
3 ... Tyler Wilke	15	2008
... Rich Ehmke	15	1987
5 ... Nick Bruno	14	2014
... Austin Signor	14	2009
... Henry Castellanos	14	1983
8 ... Cameron Berra	12	2012
... Zach Yates	12	2006
... Rich Ehmke	12	1986

POINT AFTER ATTEMPTS MADE:

1 ... Cameron Berra	77	2013
2 ... Bill Besenhofer	49	2000
3 ... Cameron Berra	48	2012
4 ... Rich Ehmke	47	1986
... Dan DiMartino	47	1978
6 ... Nick Bruno	44	2014
7 ... Bill Besenhofer	43	2001
... Chad Lerner	43	1996
9 ... Tyler Wilke	40	2007
10 ... Steve Kuehn	39	2000



Erik Lora (2009-13), set the FCS single season record for receptions with 136 during the 2012 season.



Cameron Berra (2010-13), set the FCS single season record for extra points with 77 during the 2013 season.

SOLO TACKLES

1 ... Thomas Williams	102	1997
2 ... Nick Ricks	98	2002
3 ... Tim Lance	93	1990
4 ... Jeff Mills	91	1988
5 ... Clint Sellers	88	2005
6 ... Tim Carver	87	1995
7 ... Nick Ricks	85	2001
8 ... Randy Melvin	85	1979
9 ... John Williams	83	1999
10 ... Tim Carver	82	1993

TOTAL TACKLES

1 ... Tim Carver	179	1994
2 ... Tyrone Covington	172	1984
3 ... Tim Lance	152	1990
4 ... Thomas Williams	150	1997
5 ... Nick Ricks	149	2002
6 ... Jeff Mills	144	1988
7 ... Tim Carver	138	1995
... Tim Carver	138	1993
9 ... John Noll	129	1990
10 ... Bill Mines	128	1982

TACKLES FOR LOSS

1 ... Dino Fanti	22	2015
2 ... Pete Catan	19	1978
3 ... Kamu Grugier-Hill	16.5	2015
... Pierre Walters	16.5	2008
5 ... Trevor Frericks	16	2009
... Nick Ricks	16	2002
... Mike Carlin	16	2000
... Aaron Thomas	16	1986
... Ira Jefferson	16	1981
10 ... Dino Fanti	15.5	2014

QUARTERBACK SACKS

1 ... Pete Catan	21	1979
2 ... Keith Wojnowski	16	1982
3 ... Pete Catan	15	1978
4 ... Ira Jefferson	15	1981
5 ... John Jurkovic	13	1986
... Greg Duncan	13	1982
7 ... Pete Catan	11	1980
8 ... Mike Carlin	10	2000
... Tom Moskal	10	1984
10 ... Chris Nicholson	8.5	1983
... Bill Mines	8.5	1981

PASSES INTERCEPTED

1 ... Mike Grier	11	1971
2 ... Kourtney Young	7	2000
... Rodney Reynolds	7	1986
... Robert Williams	7	1983
... Randy McCue	7	1982
... Kevin Gray	7	1980
... Rich Brown	7	1980
... Rich Brown	7	1978
9 ... Tim Lance	6	1989
... Tony Farrell	6	1991

PASS BREAK-UPS

1 ... Ben Brown	16	2004
2 ... Dale Lloyd	15	1987
3 ... Antonie Johnson	12	2015
... Jerome Buchanan	12	1994
5 ... Rashad Haynes	11	2009
... Kourtney Young	11	2001
7 ... Ray McElroy	10	1994
... Ray McElroy	10	1993
9 ... Antonie Johnson	9	2014

KICK OFF RETURN YARDS

1 ... Andre Raymond	872	2002
2 ... Quinten Ponius	848	2007
3 ... Lorence Ricks	795	2010
4 ... Tavares Crawford	695	2011
5 ... Daryl Holcombe	664	1987
6 ... Chris Watson	660	1996
7 ... Obadiah Cooper	609	1993
8 ... Frank Cutolo	549	1999
9 ... Mark Campana	543	1979
10 ... Ken Trimble	528	1970

YARDS PER KICKOFF RETURN (min. 10 att.)

1 ... Lorence Ricks	30.60 (10)	2009
2 ... Daryl Holcombe	28.87 (23)	1987
3 ... Daryl Holcombe	28.28 (15)	1989
4 ... Marcus Potts	27.81 (16)	1977
5 ... Ray McElroy	27.56 (16)	1991
6 ... Andre Raymond	27.25 (32)	2002
7 ... Andre Raymond	26.50 (18)	2001
8 ... Lorence Ricks	25.58 (12)	2011
9 ... Chris Watson	25.38 (26)	1996
10 ... Lorence Ricks	24.84 (32)	2010

PUNT RETURN YARDS

1 ... Frank Cutolo	296	2000
2 ... Shepard Little	259	2013
3 ... Frank Cutolo	231	2001
4 ... Frank Cutolo	208	1999
5 ... Scott McGhee	203	1979
6 ... Pete Mauch	191	1993
... Greg Rhea	191	1986
8 ... Pete Mauch	188	1992
9 ... Chris Watson	185	1996
10 ... Gary Bridges	172	1983

YARDS PER PUNT RETURN (min. 10 att.)

1 ... Shepard Little	23.55 (11)	2013
2 ... Gary Hunter	15.90 (10)	1970
3 ... Donnie Davis	14.08 (12)	1997
4 ... Frank Cutolo	13.00 (16)	1999
5 ... Steffan Nicholson	10.82 (11)	1998
6 ... Scott McGhee	10.68 (19)	1979
7 ... Wayne Stingley	10.38 (13)	1964
8 ... Jermaine Mobley	10.36 (11)	2003
9 ... Chris Watson	10.28 (18)	1996
10 ... Frank Cutolo	10.21 (29)	2000

MISC. SEASON RECORDS**BEST PUNTING AVERAGE:**

Kevin Cook	44.6	2007
------------------	------	------

FIELD GOAL PCT. (MIN. 10 MADE):

Cameron Berra923 (12-13)	2012
---------------------	-----	--------------	------

MOST BLOCKED KICKS:

Scott Johnson	6	1988
---------------------	---	------

MOST FUMBLE RECOVERIES:

Tyrone Covington	6	1984
Ortega Jackson	6	1982

PASS RECEP. BY A RUNNING BACK:

DuWayne Pitts	65	1985
---------------------	----	------

MOST RUSHING YARDS BY QB:

Jalen Whitlow	792	2014
---------------------	-----	------

CONSECUTIVE 100-YD REC. GAMES

Erik Lora	7	2012
-----------------	---	------

CONSECUTIVE 100-YD RUSH GAMES

Poke Cobb	11	1979
-----------------	----	------

CONSECUTIVE PASSES WITHOUT AN INT:

Jalen Whitlow	163	2014
---------------------	-----	------



Tim Lance (1987-90), finished third in voting for the 1990 Walter Payton Award as a defensive back

INDIVIDUAL CAREER RECORDS

89

2016 EASTERN ILLINOIS PANTHER FOOTBALL

#EUIPBLEBLUE

#LEGIONOFBLUE

TOTAL OFFENSE

1 ... Jimmy Garoppolo (2010-13).....	13,089
2 ... Sean Payton (1983-86).....	10,298
3 ... Tony Romo (1999-02).....	8,059
4 ... Jeff Thorne (1990-93).....	6,317
5 ... Jeff Christensen (1980-82).....	6,185
6 ... Jalen Whitlow (2014-15).....	5,288
7 ... Poke Cobb (1976-79).....	5,161
8 ... Anthony Buich (1998-99).....	4,523
9 ... Eric Arnold (1987-89).....	4,431
10 ... Vincent Webb (2003-06).....	4,233

RUSHING YARDAGE

1 ... Poke Cobb (1976-79).....	5,042
2 ... Vincent Webb (2003-06).....	4,233
3 ... Willie High (1992-95).....	4,231
4 ... J.R. Taylor (1999-02).....	3,705
5 ... Jamie Jones (1988-91).....	3,466
6 ... Kevin Staple (1980-83).....	3,296
7 ... Jabarey McDavid (1996-00).....	2,837
8 ... Shepard Little (2013-15).....	2,783
9 ... DuWayne Pitts (1984-87).....	2,690
10 ... Justin Lynch (1995-98).....	2,658

RUSHING ATTEMPTS

1 ... Poke Cobb (1976-79).....	930
2 ... Willie High (1992-95).....	913
3 ... Vincent Webb (2003-06).....	869
4 ... Jamie Jones (1988-91).....	727
5 ... Kevin Staple (1980-83).....	724
6 ... DuWayne Pitts (1984-87).....	659
7 ... J.R. Taylor (1999-2000).....	635
8 ... Mark Stettner (1974-77).....	604
9 ... Jabarey McDavid (1996-00).....	574
10 ... Justin Lynch (1995-98).....	568

YARDS PER RUSH (min. 160 att.)

1 ... Shepard Little (2013-15).....	6.41
2 ... J.R. Taylor (1999-02).....	5.83
3 ... Poke Cobb (1976-79).....	5.42
4 ... Andre Raymond (2000-03).....	5.29
5 ... Travorus Bess (2004-08).....	5.23
6 ... Chris Hicks (1992-95).....	5.15
7 ... Ademola Adeniji (2003-07).....	4.99
8 ... Jabarey McDavid (1996-00).....	4.94
9 ... Vincent Webb (2003-06).....	4.87
10 ... Wayne Brown (1998-00).....	4.85

RUSHING YARDS GAME (min. 18 games)

1 ... Poke Cobb (1976-79).....	157.6
2 ... Willie High (1992-95).....	111.3
3 ... Vincent Webb (2003-06).....	88.2
4 ... J.R. Taylor (1999-02).....	84.2
5 ... Nate Anderson (1971-73).....	81.1
6 ... Shepard Little (2013-pres.).....	79.5
7 ... Jamie Jones (1988-91).....	78.8
8 ... Kevin Staple (1980-83).....	78.5
9 ... Jabarey McDavid (1996-00).....	74.7
10 ... Mark Stettner (1974-77).....	67.6
11 ... DuWayne Pitts (1984-87).....	64.0

PASSING YARDAGE

1 ... Jimmy Garoppolo (2010-13).....	13,156
2 ... Sean Payton (1983-86).....	10,655
3 ... Tony Romo (1999-02).....	8,212
4 ... Jeff Thorne (1990-93).....	6,578
5 ... Jeff Christensen (1980-82).....	6,282
6 ... Eric Arnold (1987-89).....	4,722
7 ... Anthony Buich (1998-99).....	4,493
8 ... Jalen Whitlow (2014-15).....	3,984
9 ... Mike Simpson (1996-97).....	3,901
10 ... Ron Gustafson (1969-71).....	3,820

PASSING ATTEMPTS

1 ... Jimmy Garoppolo (2010-13).....	1,668
2 ... Sean Payton (1983-86).....	1,408
3 ... Jeff Thorne (1990-93).....	967
4 ... Tony Romo (1999-2002).....	941
5 ... Jeff Christensen (1980-82).....	925
6 ... Eric Arnold (1987-89).....	663
7 ... Jalen Whitlow (2014-15).....	624
8 ... Anthony Buich (1998-99).....	596
9 ... Bodie Reeder (2007-09).....	560
10 ... Mike Simpson (1996-97).....	493

PASSES COMPLETED

1 ... Jimmy Garoppolo (2010-13).....	1,047
2 ... Sean Payton (1983-86).....	756
3 ... Tony Romo (1999-02).....	584
4 ... Jeff Thorne (1990-93).....	536
5 ... Jeff Christensen (1980-82).....	469
6 ... Eric Arnold (1987-89).....	395
7 ... Ron Gustafson (1969-71).....	389
8 ... Anthony Buich (1998-99).....	363
9 ... Jalen Whitlow (2014-15).....	356
... Bodie Reeder (2007-09).....	356

PASSES HAD INTERCEPTED

1 ... Sean Payton (1983-86).....	55
2 ... Jimmy Garoppolo (2010-13).....	51
3 ... Jeff Christensen (1980-82).....	46
4 ... Roger Haberer (1962-65).....	41
5 ... Jeff Thorne (1990-93).....	39
6 ... Tony Romo (1999-02).....	36
... Ron Gustafson (1969-71).....	36
8 ... Steve Turk (1978-79).....	34
9 ... Eric Arnold (1987-89).....	33
10 ... Joe Davis (1966-68).....	24

PASS COMPLETION PCT. (min 150 att.)

1 ... Mike Simpson (1996-97).....	67.1
2 ... Bodie Reeder (2007-09).....	63.6
3 ... Jimmy Garoppolo (2010-13).....	62.8
4 ... Tony Romo (1999-02).....	62.1
5 ... Matt Schabert (2004).....	61.1
6 ... Anthony Buich (1998-99).....	60.9
7 ... Andrew Harris (2003-04).....	60.2
8 ... Jake Christensen (2009).....	58.3
9 ... Mike Donato (2005-06).....	57.2
10 ... Jalen Whitlow (2014-15).....	57.1

PASS EFFICIENCY (min. 150 att.)

1 ... Tony Romo (1999-02).....	157.5
2 ... Mike Simpson (1996-97).....	148.9
3 ... Jimmy Garoppolo (2010-13).....	146.3
4 ... Jake Christensen (2009).....	133.6
5 ... Anthony Buich (1998-99).....	133.5
6 ... Bodie Reeder (2007-09).....	129.0
7 ... Matt Schabert (2004).....	128.7
8 ... Pete Mauch (1992-95).....	127.0
... Sean Payton (1983-86).....	127.0
10 ... Mike Donato (2005-06).....	124.3

RECEIVING (CATCHES)

1 ... Erik Lora (2009-13).....	332
2 ... Adam Drake (2011-14).....	202
3 ... Roy Banks (1983-86).....	184
4 ... Willie White (1970-73).....	164
5 ... Calvin Pierce (1983-86).....	163
6 ... Jerry Wright (1981-84).....	150
7 ... DuWayne Pitts (1984-87).....	148
8 ... Chris Wright (2009-12).....	137
9 ... Ryan Voss (2003-06).....	126
... Rob Mehalic (1978-81).....	126

RECEIVING (YARDS)

1 ... Erik Lora (2009-13).....	4,006
2 ... Roy Banks (1983-86).....	3,177
3 ... Adam Drake (2011-14).....	2,979
4 ... Calvin Pierce (1983-86).....	2,629
5 ... Jerry Wright (1981-84).....	2,522
6 ... Chris Wright (2009-12).....	2,443
7 ... Willie White (1970-73).....	2,197
8 ... Frank Cutolo (1998-2001).....	2,182
9 ... Ryan Voss (2003-06).....	1,925
10 ... Scott McGhee (1977-80).....	1,920

RECEPTIONS PER GAME (min. 18 games)

1 ... Erik Lora (2009-13).....	7.06
2 ... Willie White (1970-73).....	5.09
3 ... James Warring (1977-79).....	4.95
4 ... Roy Banks (1983-86).....	4.84
5 ... Jerry Wright (1981-84).....	4.55
6 ... Nick Eller (2002-03).....	4.52
7 ... Micah Rucker (2006-07).....	4.33
8 ... Calvin Pierce (1983-86).....	4.18
9 ... Adam Drake (2011-14).....	4.12
10 ... Kenny Whittaker (2009-11).....	3.77

YARDS PER CATCH (min. 80 rec.)

1 ... Frank Cutolo (1998-01).....	18.34
2 ... Chirs Wright (2009-12).....	17.83
3 ... Scott McGhee (1977-80).....	17.61
4 ... Roy Banks (1983-86).....	17.27
5 ... Jerry Wright (1981-84).....	16.81
6 ... Micah Rucker (2006-07).....	16.76
7 ... Ralph Stewart (1987-89).....	16.39
8 ... Calvin Pierce (1983-86).....	16.13
9 ... Ryan Voss (2003-06).....	15.28
10 ... Adam Drake (2011-14).....	14.74

ALL-PURPOSE YARDS

1 ... Poke Cobb (1976-79)	6,077
2 ... Andre Raymond (2000-03)	5,688
3 ... Jamie Jones (1988-91)	5,583
4 ... Vincent Webb (2003-06)	4,750
5 ... Kevin Staple (1980-83)	4,651
6 ... Erik Lora (2009-13)	4,554
7 ... J.R. Taylor (1999-2000)	4,487
8 ... Willie High (1992-95)	4,379
9 ... DuWayne Pitts (1984-87)	3,949
10 ... Frank Cutolo (1998-01)	3,872

TOUCHDOWNS OVERALL

1 ... J.R. Taylor (1999-02)	51
2 ... Poke Cobb (1976-79)	49
3 ... Vincent Webb (2003-06)	43
4 ... Roy Banks (1983-86)	38
5 ... Willie High (1991-95)	37
6 ... Erik Lora (2009-13)	36
7 ... Chris Wright (2009-12)	32
8 ... Shepard Little (2013-15)	28
... Andre Raymond (2000-03)	28
10 ... Justin Lynch (1995-98)	27
... Scott McGhee (1977-80)	27

TOUCHDOWNS RUSHING

1 ... J.R. Taylor (1999-02)	51
2 ... Poke Cobb (1976-79)	49
3 ... Vincent Webb (2003-06)	43
4 ... Willie High (1991-95)	37
5 ... Justin Lynch (1995-98)	27
6 ... Shepard Little (2013-15)	24
... Taylor Duncan (2011-14)	24
8 ... Jake Walker (2010-12)	22
... Kevin Staple (1980-83)	22
10 ... Mark Stettner (1974-77)	20
... Nate Anderson (1971-73)	20
... Dennis Bundy (1966-68)	20

TOUCHDOWN RECEPTIONS

1 ... Roy Banks (1983-86)	38
2 ... Erik Lora (2009-13)	35
3 ... Chris Wright (2009-12)	32
4 ... Scott McGhee (1977-80)	27
5 ... Adam Drake (2011-14)	26
6 ... Will Bumphus (1999-2002)	25
7 ... James Warring (1977-79)	22
... Micah Rucker (2006-07)	22
9 ... Jerry Wright (1981-84)	21
... Willie White (1970-73)	21

TOUCHDOWN PASSES

1 ... Jimmy Garoppolo (2010-13)	118
2 ... Tony Romo (1999-02)	85
3 ... Sean Payton (1983-86)	75
4 ... Jeff Christensen (1980-82)	51
5 ... Jeff Thorne (1990-93)	44
6 ... Steve Turk (1978-79)	36
7 ... Mike Simpson (1996-97)	32
8 ... Ron Gustafson (1969-71)	30
9 ... Anthony Buich (1998-99)	27
10 ... Jalen Whitlow (2014-15)	25

TOTAL POINTS SCORED

1 ... J.R. Taylor (1999-02)	310
2 ... Poke Cobb (1976-79)	296
3 ... Cameron Berra (2010-13)	274
4 ... Steve Largent (1992-95)	260
5 ... Vincent Webb (2003-06)	258
6 ... Roy Banks (1983-86)	230
7 ... Erik Lora (2009-13)	222
... Willie High (1992-95)	222
9 ... Chad Lerner (1996-99)	211
10 ... Justin Lynch (1995-98)	198

TD's RESPONSIBLE FOR

1 ... Jimmy Garoppolo (2010-13)	127
2 ... Sean Payton (1983-86)	91
3 ... Tony Romo (1999-02)	87
4 ... Jeff Christensen (1980-82)	55
5 ... J.R. Taylor (1999-02)	52
6 ... Poke Cobb (1976-79)	51
7 ... Jeff Thorne (1990-93)	44
8 ... Vincent Webb (2003-06)	43
9 ... Erik Lora (2009-13)	38
... Roy Banks (1983-86)	38
... Steve Turk (1978-79)	38

FIELD GOALS MADE:

1 ... Steve Largent (1992-95)	46
2 ... Cameron Berra (2010-13)	34
... Rich Ehmke (1986-87)	27
4 ... Tyler Wilke (2005-08)	26
... Chad Lerner (1996-99)	26
5 ... Nick Bruno (2014-pres.)	24
7 ... Jeff Sanders (1974-77)	22
8 ... Zach Yates (2005-08)	21
9 ... Steve Kuehn (2002-05)	18
10 ... Dave Strauch (1982-83)	16

POINT AFTER ATTEMPTS MADE:

1 ... Cameron Berra (2010-13)	172
2 ... Chad Lerner (1996-99)	133
3 ... Steve Largent (1992-95)	122
4 ... Bill Bessenhofer (1998-01)	92
5 ... Steve Kuehn (2002-06)	86
6 ... Dan DiMartino (1978-79)	78
7 ... Nick Bruno (2014-pres.)	75
8 ... Tyler Wilke (2005-08)	69
... Zach Yates (2005-07)	69
10 ... Rick Ehmke (1986-87)	59



Poke Cobb (1976-79), the greatest running back in Eastern Illinois Panther history, with 5,042 yards.



Tim Carver (1992-95), holds the Eastern Illinois record for single game tackles, single season tackles and career tackles.

SOLO TACKLES

1 ... Tim Carver (1992-95).....	320
2 ... Nick Ricks (2000-03)	298
3 ... Tim Lance (1987-90).....	232
4 ... Jeff Mills (1985-89)	211
5 ... Fred Miller (2000-03)	204
6 ... Randy Melvin (1977-80)	201
7 ... Ira Jefferson (1978-81)	180
8 ... James Dorsey (1992-95)	176
9 ... Bill Mines (1979-82).....	169
10 ... John Noll (1987-90).....	168

TOTAL TACKLES

1 ... Tim Carver (1992-95).....	565
2 ... Nick Ricks (2000-03)	478
3 ... Jeff Mills (1985-89)	426
4 ... Tim Lance (1987-90).....	403
5 ... Bill Mines (1979-82).....	367
6 ... Fred Miller (2000-03)	344
... Tyrone Covington (1981-84)	344
8 ... Cory Leman (2008-11).....	325
9 ... Donald Thomas (2004-07).....	321
10 ... Ira Jefferson (1978-81)	317

TACKLES FOR LOSS

1 ... Dino Fanti (2012-15).....	55
2 ... Pete Catan (1976-80)	45
3 ... Nick Ricks (2000-03)	43
4 ... Pierre Walters (2005-08).....	42.5
5 ... John Jurkovic (1985-89)	41
6 ... Artavious Dowdell (2009-12).....	37.5
7 ... Kory Lothe (2002-05).....	36
8 ... Fred Miller (2000-03)	33
9 ... Kamu Grugier-Hill (2012-15).....	32
... Mike Carlin (1997-2000)	32

QUARTERBACK SACKS

1 ... Pete Catan (1976-80)	47
2 ... Ira Jefferson (1978-81)	31
3 ... John Jurkovic (1985-89)	27
4 ... Kory Lothe (2002-05).....	24
... Mike Carlin (1997-2000)	24
... Keith Wojnowski (1979-82)	24
7 ... Artavious Dowdell (2009-12)	20
8 ... Tom Moskal (1982-85)	19
9 ... Joe Remke (1988-91)	17
10 ... Chris Nicholson (1982-83).....	16.5
11 ... Pierre Walters (2005-08).....	15.5

PASSES INTERCEPTED

1 ... Rich Brown (1977-80).....	17
2 ... Jourdan Wickliffe (2012-15).....	14
... Rodney Reynolds (1986-89).....	14
4 ... Mike Grier (1970-71).....	13
5 ... Kim Wells (1975-78)	12
... Scott Johnson (1985-88)	12
... Robert Williams (1980-83)	12
... Wilbert James (1978-81)	12
9 ... C.J. Whaley (1967-69).....	11
... Tim Mash (1964-66).....	11

PASSES BREAK-UPS

1 ... Kourtney Young (1998-01).....	33
2 ... Ben Brown (2003-06).....	31
... Chris Brown (1993-96).....	31
4 ... Rashad Haynes (2007-10).....	30
5 ... Nick Beard (2010-13).....	26
6 ... Terrance Sanders (2002-06).....	23
... James Dorsey (1992-95)	23
... Ray McElroy (1991-94).....	23
9 ... Antonie Johnson (2014-15)	21
... Jeff Mills (1985-89)	21

KICK OFF RETURN YARDS

1 ... Andre Raymond (2000-03)	1,968
2 ... Quinten Ponius (2005-08).....	1,815
3 ... Chris Watson (1995-98).....	1,477
4 ... Lorence Ricks (2008-11).....	1,408
5 ... Daryl Holcombe (1986-89).....	1,379
6 ... Jamie Jones (1988-91)	1,235
7 ... Trey Pendergrass (2012-15).....	1,095
8 ... Tavares Crawford (2010-12).....	1,088
9 ... Ray McElroy (1991-94).....	1,055
10 ... Frank Cutolo (1998-01).....	808

KICKOFF RETURN AVG. (min. 20 att.)

1 ... Daryl Holcombe (1986-89).....	28.14
2 ... Lorence Ricks (2008-11).....	26.07
3 ... Chris Watson (1995-98).....	25.47
4 ... Marcus Potts (1977-78)	25.29
5 ... Andre Raymond (2000-03)	25.23
6 ... Tavares Crawford (2010-12).....	23.15
7 ... Ray McElroy (1991-94).....	22.93
8 ... Obadiah Cooper (1992-93).....	22.91
9 ... Tristan Burge (2003-06).....	22.68
10 ... Quinten Ponius (2005-08).....	22.13

PUNT RETURN YARDS

1 ... Frank Cutolo (1998-01).....	795
2 ... Pete Mauch (1992-95).....	468
3 ... Charlie Person (1980-83)	372
4 ... Shepard Little (2013-15).....	370
5 ... Mark Campana (1976-79).....	340
6 ... Gary Hunter (1970-72).....	331
7 ... Terrence Hickman (1989-92)	302
8 ... Scott McGhee (1977-80)	294
9 ... Charles Owens (2003-06).....	263
10 ... Adam Kesler (2005-08).....	262

PUNT RETURN AVG. (min. 25 att.)

1 ... Shepard Little (2013-15).....	14.8
2 ... Gary Hunter (1970-72).....	10.68
3 ... Frank Cutolo (1998-01).....	10.06
4 ... Pete Mauch (1998-91).....	9.18
5 ... Charles Owens (2003-06).....	8.48
6 ... Scott McGhee (1977-80)	8.4
7 ... Gary Bridges (1982-83)	8.31
8 ... Terrence Hickman (1989-92)	7.95
9 ... Greg Rhea (1985-86).....	6.45
10 ... Adam Kesler (2005-08).....	6.09

MISC. CAREER RECORDS

Career 100-Yard Receiving Games

1 ... Erik Lora	18
2 ... Roy Banks	14
3 ... Adam Drake	13
4 ... Jerry Wright	11
5 ... Calvin Pierce	10
6 ... Chris Wright	6
... Micah Rucker	6
... James Warring	6

Career 300-Yard Passing Games

1 ... Sean Payton	22
2 ... Jimmy Garoppolo	21
3 ... Tony Romo	9
4 ... Jeff Christensen	7
5 ... Anthony Buich	5

Career 100-Yard Rushing Game

1 ... Poke Cobb	27
2 ... Willie High	21
3 ... Vincent Webb	20
4 ... J.R. Taylor	18
5 ... Jamie Jones	17

MOST CONSECUTIVE PATs:

Steve Largent (1992-94).....	73
------------------------------	----

FIELD GOAL PCT. (MIN. 15 MADE):

Zach Yates (2005-08)	72.4 (21-of-29)
----------------------------	-----------------

BEST PUNTING AVERAGE:

Kevin Cook (2007-10).....	42.3
---------------------------	------

MOST FUMBLE RECOVERIES:

Randy Melvin (1977-80)	9
------------------------------	---

MOST PUNT RETURN TOUCHDOWNS:

Frank Cutolo (1998-01)	4
------------------------------	---

MOST PUNT RETURNS:

Mark Campana (1976-79)	85
------------------------------	----

MOST KICK OFF RETURNS:

Quinten Ponius (2005-08)	82
--------------------------------	----

PASS RECEP. BY A RUNNING BACK:

DuWayne Pitts (1984-87)	148
-------------------------------	-----

CAREER PASSING PERCENTAGE:

Mike Simpson (1996-97).....	67.1 (331-for-493)
-----------------------------	--------------------

1000 YARD RUSHERS... SEASON

**NATE ANDERSON**

1972..... 1,255 yards
1973..... 1,261 yards

**POKE COBB**

1976..... 1,152 yards
1978..... 1,330 yards
1979..... 1,609 yards

**KEVIN STAPLE**

1982..... 1,012 yards
1983..... 1,008 yards

**JAMIE JONES**

1990..... 1,055 yards
1991..... 1,403 yards

**WILLIE HIGH**

1993..... 1,487 yards
1994..... 1,154 yards
1995..... 1,450 yards

**J.R. TAYLOR**

2001..... 1,177 yards
2002..... 1,522 yards

**VINCENT WEBB**

2004..... 1,106 yards
2005..... 1,129 yards
2006..... 1,405 yards

**ADEMOLA ADENIJI**

2007..... 1,254 yards

**TRAVORUS BESS**

2008..... 1,086 yards

**JAKE WALKER**

2012..... 1,133 yards

**SHEPARD LITTLE**

2013..... 1,551 yards

1000 YARD RUSHERS... CAREER

... **RUSHER** **GM** **ATT** **YARDS**

1 ... Poke Cobb (1976-79).....	32	930	5,042
2 ... Vincent Webb (2003-06).....	48	869	4,233
3 ... Willie High (1992-95).....	38	913	4,231
4 ... J.R. Taylor (1999-02).....	44	635	3,705
5 ... Jamie Jones (1988-91).....	44	727	3,466
6 ... Kevin Staple (1980-83).....	42	724	3,296
7 ... Jabarey McDavid (1996-00).....	38	574	2,837
8 ... Shepard Little (2013-pres.).....	35	434	2,783
9 ... DuWayne Pitts (1984-87).....	42	659	2,690
10 ... Justin Lynch (1995-98).....	44	568	2,658
11 ... Mark Stettner (1974-77).....	40	604	2,638
12 ... Nate Anderson (1971-73).....	22	558	2,516
13 ... Andre Raymond (2000-03).....	43	439	2,323
14 ... Ademola Adeniji (2003-07).....	44	456	2,274
15 ... Travorus Bess (2004-08).....	39	389	2,033
16 ... Taylor Duncan (2011-14).....	40	452	2,002
17 ... Jake Walker (2010-12).....	32	436	1,893
18 ... James Marable (1985-88).....	39	389	1,632
19 ... Ken Werner (1969-71).....	27	428	1,526
20 ... Edson Castillo (1989-92).....	39	327	1,457
21 ... Dennis Bundy (1966-68).....	25	417	1,410
22 ... Bill Korosec (1991-94).....	34	317	1,366
23 ... Chris Hicks (1992-95).....	43	257	1,323
24 ... Jalen Whitlow (2014-15) - QB.....	23	272	1,304
25 ... Wayne Brown (1998-00).....	32	248	1,202
26 ... Mon Williams (2009-10).....	21	253	1,079
27 ... Ibrahim Bawa (1994-97).....	33	248	1,020



All-American tailback **Nate Anderson** (1970-73) was the first EIU player to rush for 1,000 yards in a season.

3000 YARD PASSERS... SEASON



SEAN PAYTON

1984..... 3,843 yards
1985..... 3,146 yards
1986..... 3,456 yards



TONY ROMO

2002..... 3,165 yards



JIMMY GAROPPOLO

2012..... 3,823 yards
2013..... 5,050 yards

3000 YARD PASSERS... CAREER

... PASSER.....	GM.....	CMP-ATT	YARDS
1 ... Jimmy Garoppolo (2010-13)	45 ...	1047-1668.....	13,156
2 ... Sean Payton (1983-86).....	37 ...	756-1408.....	10,655
3 ... Tony Romo (1999-02)	36	584-941.....	8,212
4 ... Jeff Thorne (1990-93)	38	536-967.....	6,578
5 ... Jeff Christensen (1980-82)	33	469-925.....	6,282
6 ... Eric Arnold (1987-89).....	25	395-740.....	4,722
7 ... Anthony Buich (1998-99)	21	363-596.....	4,493
8 ... Jalen Whitlow (2014-15)	23	356-624.....	3,984
9 ... Mike Simpson (1996-97).....	22	331-493.....	3,901
10 ... Ron Gustafson (1969-71)	28	299-662.....	3,820
11 ... Bodie Reeder (2007-09)	30	356-560.....	3,741
12 ... Steve Turk (1978-79)	22	268-537.....	3,711
13 ... Roger Haberer (1962-65).....	33	354-733.....	3,647
14 ... Pete Mauch (1992-95)	44	220-437.....	3,356



Roger Haberer (1962-65) was the first Eastern Illinois quarterback to throw for 3,000 yards in a career...

1000 YARD RECEIVERS... SEASON

**JERRY WRIGHT**

1984..... 1,029 yards

**ROY BANKS**1984..... 1,269 yards
1986..... 1,014 yards**CALVIN PIERCE**

1986..... 1,200 yards

**ERIK LORA**2012..... 1,664 yards
2013..... 1,544 yards**ADAM DRAKE**2013..... 1,305 yards
2014..... 1,321 yards

1000 YARD RECEIVERS... CAREER

... RECEIVER..... GM ... REC ... YARDS

1 ... Erik Lora (2009-13).....	47	332	4006
2 ... Roy Banks (1983-86).....	38	184	3177
3 ... Adam Drake (2011-14).....	49	202	2979
4 ... Calvin Pierce (1983-86).....	39	163	2629
5 ... Jerry Wright (1981-84).....	33	150	2522
6 ... Chris Wright (2009-12).....	45	137	2443
7 ... Willie White (1970-73).....	40	164	2197
8 ... Frank Cutolo (1998-01).....	43	119	2182
9 ... Ryan Voss (2003-06).....	45	126	1925
10 ... Scott McGhee (1977-80).....	33	109	1920
11 ... Rob Mehalic (1978-81).....	43	126	1766
12 ... Micah Rucker (2006-07).....	24	104	1743
13 ... Mike Rummell (1989-92).....	39	115	1700
14 ... James Warring (1977-79).....	22	109	1555
15 ... Ralph Stewart (1987-89).....	29	89	1459
16 ... Mark O'Donnell (1970-71).....	20	104	1375
17 ... Will Bumphus (1999-02).....	36	58	1357
18 ... Jason Cook (1988-91).....	34	67	1313
19 ... Andre Raymond (2000-03).....	43	116	1266
20 ... Paul Massat (1997-00).....	41	114	1217
21 ... Nick Eller (2002-03).....	23	104	1160
22 ... Kenny Whitaker (2009-11).....	30	113	1149
23 ... Keiondre Gober (2012-pres.).....	26	60	1133
24 ... Greg Jensik (1993-94).....	22	67	1130
25 ... Roger Holoman (1981-83).....	32	71	1115
26 ... DuWayne Pits (1984-97).....	42	147	1095
27 ... Lorence Ricks (2008-11).....	37	69	1042
28 ... Jeff LePak (2013-14).....	26	81	1040
29 ... Tad Heminger (1962-65).....	33	99	1031
30 ... Ray Schaljo (1962-65).....	33	105	1024

**Willie White** (1970-73) ranked second in the NCAA College Division in receiving yards in 1971.

300 TACKLES... CAREER



TIM CARVER

1992-95565 tackles



NICK RICKS

2000-03478 tackles



JEFF MILLS

1985-89426 tackles



TIM LANCE

1987-90403 tackles



BILL MINES

1979-82367 tackles



FRED MILLER

2000-03344 tackles



TYRONE COVINGTON

1981-84344 tackles



CORY LEMAN

2008-11325 tackles



DONALD THOMAS

2004-07321 tackles



IRA JEFFERSON

1978-81317 tackles



TRISTAN BURGE

2003-06316 tackles



RANDY MELVIN

1978-80314 tackles



JOHN JURKOVIC

1985-89311 tackles



JOHN NOLL

1987-90307 tackles



JAMES DORSEY

1992-95300 tackles

100 TACKLES... SEASON

... PLAYER..... YEAR..TACKLES

1 ... Tim Carver	1994	179
2 ... Tyrone Covington.....	1984	172
3 ... Tim Lance	1990	152
4 ... Thomas Williams.....	1997	150
5 ... Nick Ricks	2002	149
6 ... Jeff Mills	1988	144
7 ... Tim Carver	1995	138
... Tim Carver	1993	138
9 ... John Noll	1990	129
10 ... Bill Mines.....	1982	128
11 ... Donald Thomas.....	2006	127
... Jeff Mills	1986	127
13 ... Nick Ricks	2001	125
14 ... Clint Sellers.....	2005	121
15 ... John Williams.....	1999	120
... Tim Lance	1989	120
17 ... Randy Melvin	1979	119
18 ... Tristan Burge	2006	118
... Tom Seward.....	1978	118
20 ... Fred Miller	2001	117
21 ... Lucius Seymour	2005	115
... Jamarr Day	2004	115
23 ... Nick Nasti.....	2010	114
... Randy Melvin	1980	114
25 ... Nick Ricks	2003	111
... Jeff Mills	1989	111
27 ... Tim Carver	1992	110
28 ... Seth McDonald	2015	109
29 ... Dan Dee.....	1992	108
30 ... Ira Jefferson	1980	107
... Alonzo Lee	1978	107
32 ... Cory Leman	2011	106
33 ... Shavez Hawkins	1982	102
... Aaron Thomas	1986	102
... Bill Mines.....	1979	102
36 ... Robert Haynes	2012	101
... Robert Williams.....	1982	101
38 ... John Jurkovic.....	1988	100

50-YARD FIELD GOALS

- 58 – Rich Ehmke (Oct. 11, 1986 vs. Northern Iowa)
- 53 – Steve Largent (Oct. 24, 1992 at Missouri State)
- 52 – Steve Largent (Oct. 2, 1993 at Indiana State)
- 50 – Evan Araposthathis (Sept. 28, 1985 at Southern Illinois)
- 50 – Steve Berryman (Nov. 3, 1984 vs. Northern Iowa)
- 50 – Jeff Sanders (Oct. 23, 1976 vs. Central State – Ohio)
- 50 – Jeff Sanders (Nov. 2, 1974 at Youngstown State)

70-YARD PUNTS

- 86 – Kevin Cook (Oct. 2, 2010 vs. Southeast Missouri)
- 79 – Tom Schofield (Nov. 22, 2003 vs. Samford)
- 79 – Steve Largent (Sept. 10, 1994 at UTEP)
- 78 – Don Manzke (Nov. 8, 1980 vs. Northern Iowa)
- 75 – Kevin Cook (Sept. 18, 2010 at UT Martin)
- 73 – Tyler Wilke (Nov. 17, 2007 vs. Samford)
- 73 – Evan Araposthathis (Sept. 28, 1985 at Southern Illinois)
- 72 – Henry Castellanos (Oct. 14, 1983 vs. Northern Iowa)

KICKOFF RETURNS TD (ALL)

- 100 – Chris Watson (Oct. 7, 1995 at Northern Iowa)
- 100 – Marcus Potts (Nov. 5, 1977 at Youngstown State)
- 98 – Frank Cutolo (Oct. 16, 1998 at Murray State)
- 97 – Quentin Ponius (Nov. 10, 2007 at Jacksonville State)
- 95 – Andre Raymond (Sept. 21, 2002 vs. Indiana State)
- 94 – Tray Mitchell (Oct. 31, 2015 at Murray State)**
- 90 – Mark Campana (Dec. 2, 1978 vs. Youngstown State) *
- 88 – James Marable (Sept. 6, 1986 vs. Truman State)
- 87 – Lorence Ricks (Oct. 24, 2009 at Jacksonville State)
- 85 – Daryl Holcombe (Sept. 12, 1987 at Truman State)
- 84 – Obadiah Cooper (Oct. 3, 1992 vs. Southern Illinois)
- 83 – Tavares Crawford (Oct. 1, 2011 at Southeast Missouri)
- 80 – Kevin Staple (Sept. 13, 1980 at Southern Illinois)

PUNT RETURN TD (OVER 50 YARDS)

- 80 – Erik Lora (Nov. 2, 2013 vs. Tennessee Tech)
 - 80 – Jermaine Mobley (Oct. 30, 2004 vs. Tennessee State)
 - 80 – Frank Cutolo (Oct. 2, 1999 at Central Florida)
 - 77 – Frank Cutolo (Nov. 1, 2001 at UT Martin)
 - 75 – Shepard Little (Nov. 2, 2013 vs. Tennessee Tech)
 - 72 – Mark Campana (Nov. 25, 1978 at UC Davis) *
 - 71 – Chris Watson (Sept. 14, 1996 vs. Indiana State)
 - 60 – Shepard Little (Aug. 31, 2013 at San Diego State)
 - 59 – Frank Cutolo (Sept. 9, 2000 vs. Kentucky Wesleyan) #
- # Cutolo had two in game (also 38 yard return for TD)

FUMBLE RETURN TD (OVER 50 YARDS)

- 70 – Anthony Goodman (Sept. 28, 2013 vs. Eastern Kentucky)
- 68 – Tristan Burge (Oct. 22, 2005 at Murray State)
- 66 – Mike Gentile (Sept. 23, 2000 at UT Martin)
- 62 – Nick Horne (Nov. 21, 2015 vs. Eastern Kentucky)**
- 60 – Jake Maurer (Nov. 8, 2003 vs. Tennessee Tech)
- 51 – Juan Cox (Nov. 3, 1990 vs. Western Kentucky)

INT RETURN TD (OVER 50 YARDS)

- 98 – Roosevelt Williams (Oct. 27, 2001 vs. Tennessee State)
- 87 – Terrence Sanders (Nov. 25, 2006 vs. Illinois State) *
- 85 – Bill Cochrane (Oct. 4, 1986 vs. Liberty)
- 83 – Ed Jackson (Nov. 23, 1996 vs. Eastern Kentucky)
- 79 – CJ James (Nov. 14, 2009 vs. UT Martin)
- 76 – Tristan Burge (Sept. 1, 2005 vs. Indiana State)
- 76 – Chris Nicholson (Sept. 3, 1983 at Illinois State)
- 70 – Chris Brown (Sept. 17, 1994 vs. Lock Haven)
- 66 – Erik Dircks (Sept. 7, 1993 at McNeese State)
- 65 – Nick Ricks (Oct. 18, 2003 at Murray State)
- 59 – Ralph Fulton (Sept. 19, 1970 vs. UW Milwaukee)
- 56 – Kevin Gray (Oct. 18, 1980 at Western Illinois)
- 55 – Bob Bronaugh (Sept. 14, 1985 vs. Indiana State)
- 52 – Dan Fallon (Sept. 29, 1984 vs. Ferris State)

PASS RECEPTIONS FOR TD (OVER 70 YARDS)

- 98 – Will Bumphus from Tony Romo (Nov. 18, 2000 vs. Eastern Kentucky)
 - 90 – Adam Drake from Jalen Whitlow (Nov. 1, 2014 at Tennessee Tech)
 - 86 – Keiondre Gober from Jimmy Garoppolo (Sept. 14, 2013 vs. Illinois State)
 - 82 – Adam Drake from Jimmy Garoppolo (Oct. 19, 2013 vs. Southeast Missouri)
 - 81 – Chris Wright from Jimmy Garoppolo (Nov. 6, 2010 at Tennessee State)
 - 80 – Ben Odugbesan from Jalen Whitlow (Oct. 31, 2015 at Murray State)**
 - 80 – Frank Cutolo from Tony Romo (Nov. 17, 2001 vs. Murray State)
 - 79 – Keiondre Gober from Jimmy Garoppolo (Nov. 2, 2013 vs. Tennessee Tech)
 - 79 – Obadiah Cooper from Jeff Thorne (Oct. 24, 1992 at Missouri State)
 - 77 – Shaun Grace from Anthony Buich (Nov. 14, 1998 at UT Martin)
 - 75 – Roy Banks from Sean Payton (Nov. 3, 1984 vs. Northern Iowa)
 - 75 – Jerry Wright from Jeff Christensen (Nov. 6, 1982 at Missouri State)
 - 74 – Chris Wright from Jimmy Garoppolo (Nov. 17, 2012 at Central Arkansas)
 - 74 – Frank Cutolo from Tony Romo (Oct. 27, 2001 vs. Tennessee State)
 - 74 – Jason Cook from Eric Arnold (Nov. 25, 1989 at Idaho) *
 - 74 – Calvin Pierce from Sean Payton (Oct. 25, 1986 at Missouri State)
 - 74 – Willie White from Joe Hume (Sept. 30, 1972 vs. Illinois-Chicago)
 - 73 – Jason Cook from Lee Borkowski (Oct. 13, 1990 vs. Indiana State)
 - 73 – Roy Banks from Sean Payton (Oct. 6, 1984 vs. Illinois State)
 - 73 – Roy Banks from Sean Payton (Sept. 1, 1984 at Grand Valley State) #
 - 72 – Kenny Whittaker from Jimmy Garoppolo (Sept. 10, 2011 at Northwestern)
 - 72 – Derick Wilhelms from Sean Payton (Nov. 8, 1986 at Indiana State)
 - 71 – Frank Cutolo from Tony Romo (Dec. 1, 2001 vs. Northern Iowa) *
 - 71 – Greg Jensik from Pete Mauch (Oct. 1, 1994 at Missouri State)
 - 71 – Roy Banks from Sean Payton (Nov. 10, 1984 vs. Western Kentucky)
 - 71 – Roy Banks from Sean Payton (Sept. 1, 1984 at Grand Valley State) #
 - 70 – Ryan Voss from Andy Vincent (Sept. 25, 2004 at Eastern Michigan)
 - 70 – Ralph Stewart from Eric Arnold (Oct. 8, 1988 vs. Southern Illinois)
 - 70 – Greg Browne from Steve Hagenbruch (Sept. 8, 1973 at UW Stevens Point)
- # Banks had two 70+ yard touchdown receptions in the same game

RUSHING TD (OVER 70 YARDS)

- 96 – Jimmy Lera (Oct. 18, 2014 at Southeast Missouri)
- 96 – Poke Cobb (Oct. 9, 1976 vs. Tennessee Tech)
- 90 – Vincent Webb (Oct. 16, 2004 vs. Murray State)
- 88 – Nate Anderson (Oct. 27, 1973 vs. St. Joseph's IND)
- 85 – Jamie Jones (Sept. 1, 1990 at Northern Illinois)
- 83 – Malik Harrison (Oct. 24, 2015 vs. Tennessee Tech)**
- 83 – Vincent Webb (Oct. 22, 2005 at Murray State)
- 80 – Shepard Little (Dec. 7, 2013 vs. Tennessee State) *
- 80 – Vincent Webb (Sept. 27, 2003 at Indiana State)
- 80 – J.R. Taylor (Sept. 8, 2000 vs. Indiana State)
- 79 – Justin Lynch (Oct. 18, 1997 vs. Middle Tennessee)
- 77 – Kevin Staple (Sept. 17, 1983 vs. Grand Valley State)
- 76 – Don Pittman (Nov. 5, 1977 at Youngstown State) --- Quarterback
- 76 – Gerald Bell (Sept. 11, 1976 at Truman State)
- 74 – Wayne Brown (Nov. 14, 1998 at UT Martin)
- 74 – Poke Cobb (Sept. 15, 1979 vs. Wayne State – Mich.)
- 73 – Shepard Little (Sept. 14, 2013 vs. Illinois State)
- 73 – Ademola Adeniji (Oct. 6, 2007 vs. Eastern Kentucky)
- 71 – Mon Williams (Nov. 13, 2010 at Illinois State)
- 70 – Shepard Little (Nov. 22, 2014 vs. UT Martin)

* Play happened in NCAA Playoff Game



PASS RECEPTIONS

YEAR	PLAYER(S)	NO
1963.....	Tad Heiminger.....	29
1964.....	Tad Heiminger.....	46
1965.....	Lynn Strack.....	36
1966.....	Frank Farr.....	7
1967.....	Bob Jensen.....	25
1968.....	Ed Stephens.....	40
1969.....	Bob Jensen.....	24
1970.....	Mark O'Donnell.....	52
1971.....	Willie White.....	65
1972.....	Willie White.....	49
1973.....	Willie White.....	20
1974.....	Jim Young.....	18
1975.....	Art Jackson.....	11
1976.....	Art Jackson.....	12
1977.....	Mark Francis.....	8
1978.....	Poke Cobb.....	8
1979.....	James Warring.....	59
1980.....	James Warring.....	47
1980.....	Scott McGhee.....	44
1981.....	Rob Mehalic.....	67
1982.....	Jerry Wright.....	29
1983.....	Jerry Wright.....	44
1984.....	Jerry Wright.....	76
1985.....	DuWayne Pitts.....	65
1986.....	Calvin Pierce.....	65
1987.....	Ralph Stewart.....	38
1988.....	Ralph Stewart.....	37
1989.....	Jason Cook.....	37
1990.....	Mike Rummell.....	30
1991.....	Jamie Jones.....	29
1992.....	Mike Rummell.....	37
1993.....	Greg Jensik.....	29
1994.....	Bill Korosec.....	29
1995.....	Greg Jensik.....	38
1996.....	Chris Hicks.....	18
1997.....	Chris Szarka.....	35
1998.....	Donnie Davis.....	31
1999.....	Phil Taylor.....	31
2000.....	Paul Massat.....	51
2001.....	Frank Cutolo.....	33
2002.....	Frank Cutolo.....	41
2003.....	Andre Raymond.....	70
2004.....	Dawanzelle Hopson.....	56
2005.....	Ryan Voss.....	46
2006.....	Ryan Voss.....	37
2007.....	Micah Rucker.....	49
2008.....	Micah Rucker.....	55
2009.....	Charles Graves.....	40
2010.....	Jimmy Potempa.....	32
2011.....	Erik Lora.....	50
2012.....	Chris Wright.....	42
2013.....	Kenny Whittaker.....	42
2014.....	Erik Lora.....	136 *
2015.....	Erik Lora.....	123
2016.....	Adam Drake.....	93
2017.....	Devin Church.....	36

* Set FCS Single Season Record

PASS RECEIVING

YEAR	PLAYER	YDS
1963.....	Ray Schaljo.....	301
1964.....	Tad Heiminger.....	415
1965.....	Lynn Strack.....	427
1966.....	Curt Leonard.....	86
1967.....	Bob Jensen.....	255
1968.....	Ed Stephens.....	483
1969.....	Bob Jensen.....	281
1970.....	Mark O'Donnell.....	721
1971.....	Willie White.....	915
1972.....	Willie White.....	713
1973.....	Roger Drach.....	260
1974.....	Jim Young.....	234
1975.....	Mark Francis.....	120
1976.....	Doug Hiatt.....	170
1977.....	Mark Francis.....	143
1978.....	James Warring.....	980
1979.....	James Warring.....	548
1980.....	Scott McGhee.....	763
1981.....	Rob Mehalic.....	787
1982.....	Jerry Wright.....	706
1983.....	Jerry Wright.....	779
1984.....	Roy Banks.....	1269
1985.....	Calvin Pierce.....	900
1986.....	Calvin Pierce.....	1200
1987.....	Ralph Stewart.....	634
1988.....	Ralph Stewart.....	645
1989.....	Jason Cook.....	730
1990.....	Mike Rummell.....	440
1991.....	Mike Rummell.....	373
1992.....	Mike Rummell.....	633
1993.....	Greg Jensik.....	438
1994.....	Greg Jensik.....	692
1995.....	Chris Hicks.....	307
1996.....	Chris Szarka.....	475
1997.....	Anton Manuel.....	382
1998.....	Phil Taylor.....	437
1999.....	Rahsaan Smith.....	537
2000.....	Frank Cutolo.....	710
2001.....	Frank Cutolo.....	792
2002.....	Andre Raymond.....	672
2003.....	Dawanzelle Hopson.....	466
2004.....	Ryan Voss.....	784
2005.....	Ryan Voss.....	610
2006.....	Micah Rucker.....	966
2007.....	Micah Rucker.....	777
2008.....	Charles Graves.....	561
2009.....	Lorence Ricks.....	381
2010.....	Chris Wright.....	557
2011.....	Chris Wright.....	735
2012.....	Erik Lora.....	1664
2013.....	Erik Lora.....	1544
2014.....	Adam Drake.....	1321
2015.....	Isaiah Nelson.....	347

PASSING

YEAR	PLAYER	CMP	ATT	INT	YDS	TDs
1963.....	Roger Haberer.....	64	124	5	644	4
1964.....	Roger Haberer.....	153	302	17	1443	13
1965.....	Roger Haberer.....	116	247	17	1266	5
1966.....	Joe Davis.....	36	96	6	338	8
1967.....	Joe Davis.....	70	162	10	631	4
1968.....	Joe Davis.....	76	167	8	931	5
1969.....	Terry Tuley.....	74	163	7	870	8
1970.....	Ron Gustafson.....	142	285	20	1851	15
1971.....	Ron Gustafson.....	138	308	11	1745	13
1972.....	Joe Hume.....	86	193	12	1214	9
1973.....	Steve Hagenbruch.....	31	75	9	528	4
1974.....	Kevin Hussey.....	37	75	4	388	2
1975.....	Kevin Hussey.....	31	59	3	282	0
1976.....	Andy Vogl.....	20	42	2	314	2
1977.....	Andy Vogl.....	30	77	6	387	1
1978.....	Steve Turk.....	160	294	20	2423	25
1979.....	Steve Turk.....	108	243	14	1288	11
1980.....	Jeff Christensen.....	94	194	10	1340	13
1981.....	Jeff Christensen.....	222	430	22	2672	17
1982.....	Jeff Christensen.....	153	301	14	2270	21
1983.....	John Rafferty.....	123	221	17	1504	10
1984.....	Sean Payton.....	270	473	15	3843	28
1985.....	Sean Payton.....	256	494	23	3146	22
1986.....	Sean Payton.....	222	423	15	3456	23
1987.....	Eric Arnold.....	92	186	7	1159	3
1988.....	Eric Arnold.....	109	208	12	1325	7
1989.....	Eric Arnold.....	194	346	14	2238	12
1990.....	Jeff Thorne.....	86	165	8	1054	2
1991.....	Jeff Thorne.....	151	246	6	1920	21
1992.....	Jeff Thorne.....	155	277	6	1944	10
1993.....	Jeff Thorne.....	144	279	19	1660	11
1994.....	Pete Mauch.....	98	182	7	1610	8
1995.....	Pete Mauch.....	95	193	4	1295	8
1996.....	Mike Simpson.....	163	247	7	1987	19
1997.....	Mike Simpson.....	168	246	8	1914	13
1998.....	Anthony Buich.....	147	240	5	1801	12
1999.....	Anthony Buich.....	216	356	12	2692	15
2000.....	Tony Romo.....	164	278	12	2583	27
2001.....	Tony Romo.....	138	207	6	2068	21
2002.....	Tony Romo.....	258	407	16	3165	34
2003.....	Andrew Harris.....	264	160	7	1456	8
2004.....	Matt Schabert.....	190	311	10	2153	15
2005.....	Mike Donato.....	145	254	9	1747	9
2006.....	Cole Stinson.....	122	224	11	1349	12
2007.....	Bodie Reeder.....	170	260	5	1726	10
2008.....	Bodie Reeder.....	177	282	7	1931	13
2009.....	Jake Christensen.....	175	300	11	2204	19
2010.....	Jimmy Garoppolo.....	124	211	13	1639	14
2011.....	Jimmy Garoppolo.....	217	349	14	2644	20
2012.....	Jimmy Garoppolo.....	331	540	15	3823	31
2013.....	Jimmy Garoppolo.....	375	568	9	5050	53
2014.....	Jalen Whitlow.....	185	294	7	2075	15
2015.....	Jalen Whitlow.....	171	330	14	1909	10

SCORING

YEAR	PLAYER(S)	TDs	PAT	FGM	PTS
1963	Jim Lynch	4			24
1964	Ray Schaljo	5			30
1965	Ken Heffley	4			24
1966	Dennis Bundy	7			42
1967	Larry Angelo	4			24
1968	Dennis Bundy	10			60
1969	Vic Wicks	3	1		20
1970	Ken Werner	6	3		42
1971	Ken Werner	8			48
1972	Nate Anderson	10			60
1973	Nate Anderson	10			60
1974	Mark Stettner	4			24
1975	Andy Vogl	2			12
1976	Poke Cobb	13	1		80
1977	Poke Cobb	6			36
1978	Poke Cobb	16			96
1979	Poke Cobb	14			84
1980	Scott McGhee	16			96
1981	Tyrone Davis	8			48
	Roger Holoman	8			48
1982	Kevin Staple	13			78
1983	Henry Castellanos		14	14	56
1984	Roy Banks	17			102
1985	Roy Banks	9	1		56
1986	James Marble	16			96
1987	Rich Ehmke		12	15	57
1988	Ralph Stewart	9			54
1989	Ray D'Alesio		23	10	53
1990	Ray D'Alesio		19	5	34
1991	Edson Castillo	10			60
1992	Bill Korosec	12			72
1993	Willie High	12			72
1994	Willie High	11			66
1995	Steve Largent		35	16	83
1996	Justin Lynch	11			66
1997	Justin Lynch	9			54
1998	Justin Lynch	10			60
1999	Chad Lerner		29	8	53
2000	Bill Besenhofer		49	9	76
2001	J.R. Taylor	20			120
2002	J.R. Taylor	18			112
2003	Vincent Webb	6			36
2004	Vincent Webb	12			72
2005	Vincent Webb	15			90
2006	Micah Rucker	13			78
2007	Ademola Adeniji	15			90
2008	Tyler Wilke		29	15	74
2009	Austin Signor		34	14	76
2010	Cameron Berra		19	8	43
2011	Chris Wright	11	0	0	66
2012	Cameron Berra		48	12	84
2013	Erik Lora	20	2	0	124
2014	Nick Bruno	0	44	14	86
2015	Devin Church	11			66

RUSHING

YEAR	PLAYER	ATT	YDS	TDs
1963	Jim Lynch	101	309	3
1964	Lynn Strack	78	307	1
1965	Ken Heffley	142	554	4
1966	Dennis Bundy	155	542	7
1967	Larry Angelo	171	545	4
1968	Dennis Bundy	155	529	10
1969	Ken Werner	94	386	1
1970	Ken Werner	131	400	4
1971	Ken Werner	203	740	8
1972	Nate Anderson	261	1255	10
1973	Nate Anderson	296	1261	10
1974	Mark Stettner	137	484	4
1975	Mark Stettner	201	904	7
1976	Poke Cobb	192	1152	12
1977	Poke Cobb	178	951	6
1978	Poke Cobb	267	1330	16
1979	Poke Cobb	293	1609	14
1980	Kevin Staple	138	576	1
1981	Kevin Staple	137	700	3
1982	Kevin Staple	229	1012	10
1983	Kevin Staple	220	1008	8
1984	DuWayne Pitts	105	362	6
1985	DuWayne Pitts	227	968	5
1986	James Marble	154	884	4
1987	DuWayne Pitts	228	884	4
1988	James Marble	153	622	2
1989	Jamie Jones	237	887	5
1990	Jamie Jones	228	1055	5
1991	Jamie Jones	233	1403	4
1992	Bill Korosec	142	571	11
1993	Willie High	273	1487	12
1994	Willie High	297	1154	11
1995	Willie High	314	1450	12
1996	Justin Lynch	201	912	11
1997	Justin Lynch	172	930	9
1998	Justin Lynch	193	803	7
1999	Jabarey McDavid	173	755	1
2000	J.R. Taylor	129	739	7
2001	J.R. Taylor	185	1177	18
2002	J.R. Taylor	254	1522	18
2003	Vincent Webb	115	593	5
2004	Vincent Webb	228	1106	12
2005	Vincent Webb	262	1129	15
2006	Vincent Webb	264	1405	7
2007	Ademola Adeniji	248	1254	15
2008	Travorus Bess	192	1086	3
2009	Mon Williams	191	870	9
2010	Jimmy Potempa	117	491	2
2011	Jake Walker	151	580	10
2012	Jake Walker	232	1133	12
2013	Shepard Little	217	1551	15
2014	Shepard Little	124	797	3
2015	Devin Church	167	743	9

PUNTING

YEAR	PLAYER	NO	YDS	AVG
1963	Roy Dillard	52	2041	39.2
1964	Dick Wetzler	45	1658	36.8
1965	Larry Baird	37	1321	35.6
1966	Larry Baird	53	1805	34.1
1967	Bill Crail	41	1363	33.2
1968	Bill Crail	19	593	31.2
1969	George Heintz	61	2292	37.6
1970	George Heintz	48	1762	36.7
1971	Joe Hume	32	1110	34.6
1972	Joe Hume	35	1124	32.1
1973	Rick Tsupros	53	1730	32.6
1974	Dave Hoover	66	2320	35.1
1975	Dave Hoover	60	2220	37.0
1976	Jeff Gossett	28	825	29.5
1977	Jeff Gossett	62	2668	43.0
1978	Scott McGhee	32	973	30.4
1979	Jeff Gossett	51	2036	39.9
1980	Don Manzke	65	2641	40.6
1981	Don Manzke	52	2157	41.5
1982	Don Manzke	65	2595	39.9
1983	Henry Castellanos	54	2031	37.6
1984	Evan Arapostathis	58	1971	34.0
1985	Evan Arapostathis	62	2346	37.8
1986	Steve Tillotson	39	1507	38.6
1987	Steve Tillotson	64	2577	40.3
1988	Brian Pindar	68	2410	35.4
1989	Brian Pindar	64	2205	34.5
1990	Brian Pindar	70	2835	40.5
1991	Brian Pindar	48	1813	37.8
1992	Jason Caldwell	58	2352	40.6
1993	Darrell Rennels	56	2071	37.0
1994	Steve Largent	53	1844	34.8
1995	Shawn Denzer	52	1870	36.0
1996	Shawn Denzer	38	1562	41.1
1997	John Fowle	45	1789	39.8
1998	Bill Besenhofer	54	1899	35.2
1999	Bill Besenhofer	56	2297	41.0
2000	Bill Besenhofer	46	1823	39.6
2001	Bill Besenhofer	36	1374	38.2
2002	Tom Schofield	55	1924	35.0
2003	Tom Schofield	66	2505	38.0
2004	Tom Schofield	58	2235	38.5
2005	Tom Schofield	69	2709	39.3
2006	Zach Yates	59	2128	36.1
2007	Kevin Cook	36	1604	44.6
2008	Kevin Cook	40	1587	39.7
2009	Kevin Cook	50	2100	42.0
2010	Kevin Cook	55	2360	42.9
2011	Scott Weatherford	48	1805	37.6
2012	Scott Weatherford	54	2127	39.4
2013	Scott Weatherford	52	1883	36.2
2014	Cody Edwards	26	920	35.4
	Nick Bruno	26	901	34.7
2015	Mike Bernier	62	2335	37.7

ALL-PURPOSE YARDAGE

YEAR	PLAYER	RUSH	REC	PR	KOR	Yds
1963	Rod Butler	205	100	116	87	508
1964	Wayne Stingley	115	211	135	309	770
1965	Lynn Strack	211	427		124	762
1966	Dennis Bundy	542				542
1967	Larry Angelo	545	212	33	267	1057
1968	Tom Walters	392	140		118	650
1969	Steve Bell	92	237	24	354	707
1970	Mark O'Donnell		721			721
1971	Willie White		915		269	1184
1972	Nate Anderson	1255	44			1299
1973	Nate Anderson	1261	62			1323
1974	Gerald Bell	279	28		299	606
1975	Mark Stettner	904	17		91	1012
1976	Poke Cobb	1152	120	37	299	1671
1977	Poke Cobb	951	117		45	1113
1978	Poke Cobb	1330	225	67	134	1756
1979	Poke Cobb	1609	58			1667
1980	Kevin Staple	576	34		446	1056
1981	Kevin Staple	700	365		132	1197
1982	Kevin Staple	1012	198		36	1246
1983	Kevin Staple	1008	96		48	1152
1984	Roy Banks		1269	10		1279
1985	DuWayne Pitts	968	458			1426
1986	James Marble	683	297		260	1240
1987	DuWayne Pitts	884	236	22	142	1284
1988	James Marble	622	268			890
1989	Jamie Jones	887	184	14	181	1266
1990	Jamie Jones	1055	270		282	1607
1991	Jamie Jones	1403	299		305	2007
1992	Bill Korosec	571	336		14	921
1993	Willie High	1487	21			1508
1994	Willie High	1154	39			1193
1995	Willie High	1458	79			1537
1996	Justin Lynch	912	201			1113
1997	Justin Lynch	930	240			1170
1998	Justin Lynch	803	210			1013
1999	Frank Cutolo	56	452	208	549	1265
2000	Frank Cutolo		710	296	61	1067
2001	Andre Raymond	717	309		477	1503
2002	Andre Raymond	612	672	112	872	2268
2003	Andre Raymond	580	104		229	913
2004	Vincent Webb	1106	184		8	1298
2005	Vincent Webb	1129	52			1181
2006	Vincent Webb	1405	183			1588
2007	Ademola Adeniji	1254	148	0	0	1402
2008	Travorus Bess	1086	172	0	0	1258
2009	Mon Williams	870	29	0	0	899
2010	Lorence Ricks	21	285	0	795	1101
2011	Chris Wright	0	735	0	23	758
2012	Erik Lora	14	1664	74	0	1752
2013	Shepard Little	1551	182	259	200	2192
2014	Adam Drake	16	1321	89	9	1435
2015	Devin Church	743	254	0	357	1354

TOTAL TACKLES

YEAR	PLAYER	NO
1978	Tom Seward	118
1979	Randy Melvin	119
1980	Ira Jefferson	107
1981	Ira Jefferson	95
1982	Bill Mines	128
1983	Tyrone Covington	99
1984	Tyrone Covington	172
1985	Derrick Wilhelms	98
1986	Jeff Mills	127
1987	Daryl Holcombe	97
1988	Jeff Mills	144
1989	Tim Lance	120
1990	Tim Lance	152
1991	Jeff Miles	90
1992	Tim Carver	110
1993	Tim Carver	138
1994	Tim Carver	179
1995	Tim Carver	138
1996	Rodney Pontes	82
1997	Thomas Williams	150
1998	Brian Jones	90
1999	John Williams	120
2000	Nick Ricks	93
2001	Nick Ricks	125
2002	Nick Ricks	149
2003	Nick Ricks	111
2004	Jamarr Day	115
2005	Clint Sellers	121
2006	Donald Thomas	127
2007	Donald Thomas	91
2008	Ke'Andre Sams	74
2009	Nick Nasti	83
2010	Nick Nasti	114
2011	Cory Leman	106
2012	Robert Haynes	101
2013	Jourdan Wickliffe	91
2014	Kamu Grugier-Hill	97
2015	Seth McDonald	109

SOLO TACKLES

YEAR	PLAYER	NO
1978	Tom Seward	41
1979	Randy Melvin	68
1980	Ira Jefferson	68
1981	Ira Jefferson	73
1982	Robert Williams	59
1983	Chris Nicholson	60
1984	Tyrone Covington	47
1985	Bob Bronaugh	29
1986	Jeff Mills	39
1987	Daryl Holcombe	59
1988	Jeff Mills	91
1989	Jeff Mills	67
1990	Tim Lance	93
1991	Jeff Miles	60
1992	Tim Carver	74
1993	Tim Carver	82
1994	Tim Carver	77
1995	Tim Carver	87
1996	Rodney Wilson	50
1997	Thomas Williams	102
1998	Antwan Perry	56
1999	John Williams	83
2000	Corey Lewis	51
2001	Nick Ricks	85
2002	Nick Ricks	98
2003	Nick Ricks	65
2004	Chad Cleveland	44
2005	Clint Sellers	88
2006	Donald Thomas	49
2007	Adrian Arrington	48
2008	Rashad Haynes	44
2009	Nick Nasti	38
2010	Nick Nasti	47
2011	Cory Leman	57
2012	Nick Beard	61
2013	Pete Houlihan	53
2014	Kamu Grugier-Hill	47
2015	Seth McDonald	57

TACKLES FOR LOSS

YEAR	PLAYER(S)	NO
1978	Pete Catan	19
1979	Pete Catan	14
1980	Pete Catan	12
1981	Ira Jefferson	16
1982	Keith Wojnowski	9
1983	Chris Nicholson	9
1984	Tom Moskal	12
1985	Scott Pilkerton	8
1986	Aaron Thomas	16
1987	Aaron Thomas	7
	Carl Parker	7
1988	John Jurkovic	14
1989	John Jurkovic	13
1990	Joe Remke	10
	Kent McIntyre	10
1991	Joe Remke	9
1992	Dan Dee	15
1993	Mike Miller	9
1994	Joe Pale	8
1995	Rodney Wilson	5
1996	Rodney Wilson	13
1997	Thomas Williams	9
1998	Ryan Pace	9
1999	Mike Carlin	10
2000	Mike Carlin	16
2001	Fred Miller	12
2002	Nick Ricks	20
2003	Nick Ricks	10
2004	Kory Lothe	10
2005	Clint Sellers	13
2006	Pierre Walters	15
2007	Jeff Sobol	9.5
2008	Pierre Walters	16.5
2009	Trevor Frericks	16
2010	Spyros Bazigos	13.5
2011	Artavious Dowdell	7.5
	Gordy Kickels	7.5
2012	Artavious Dowdell	13.5
2013	Dino Fanti	14.5
2014	Dino Fanti	15.5
2015	Dino Fanti	22

QB SACKS

YEAR	PLAYER(S)	NO
1978	Pete Catan	15
1979	Pete Catan	21
1980	Pete Catan	11
1981	Ira Jefferson	15
1982	Keith Wojnowski	16
1983	Chris Nicholson	9
1984	Tom Moskal	10
1985	Tom Moskal	7
1986	John Jurkovic	13
1987	Tom Goven	4
1988	John Jurkovic	7
1989	John Jurkovic	6
	Jim Sarver	6
1990	Joe Remke	7
1991	Joe Remke	6
1992	John Vagos	7
1993	Kevin Zeng	8
1994	Curtis Price	6
	Mike Miller	6
1995	Brian McGavock	8
1996	John Moyer	7
1997	Dave Thomas	4
1998	Brian Jones	4
	Andy Lee	
1999	Mike Carlin	6
2000	Mike Carlin	10
2001	Nick Ricks	6
2002	Kory Lothe	5
2003	Kory Lothe	8
2004	Kory Lothe	6
2005	Kory Lothe	5
2006	Pierre Walters	6
2007	Pierre Walters	4
2008	Donovan Johnson	6
2009	Perry Burge	5
2010	Artavious Dowdell	4.5
2011	Artavious Dowdell	5
2012	Artavious Dowdell	7.5
2013	Pat Wertz	6.5
2014	Robert Haynes	2.5
	Fedney Delphonse	2.5
2015	Dino Fanti	7.5



Left: Pete Catan led Eastern Illinois in sacks and tackles for loss for three straight seasons as the Panthers made NCAA Division II Championship game appearances in 1978 and 1980. EIU won the title over Delaware in 1978.

Right: Tristan Burge earned first team AFCA All-America honors in 2006 as the Panthers earned back-to-back Ohio Valley Conference championships. Burge ended his career with 17 tackles and one interception in the Panthers NCAA playoff loss to Illinois State.



INTERCEPTIONS

YEAR	PLAYER(S)	NO
1978	Rich Brown	7
1979	Tom Murray	4
1980	Rich Brown	7
	Kevin Gray	7
1981	Wilbert James	4
1982	Randy McCue	7
1983	Robert Williams	7
1984	James Boyd	4
1985	Bob Bronaugh	5
1986	R.L. Reynolds	7
1987	Scott Johnson	3
1987	Daryl Holcombe	3
1988	Scott Johnson	4
1989	Tim Lance	6
1990	Tony Farrell	3
1991	Tony Farrell	6
1992	Mike Martinez	4
1993	Ray McElroy	4
1994	Chris Brown	2
	James Dorsey	2
1995	Tim Carver	2
1996	Hasheem Rasheem	5
1997	Ed Jackson	3
	Chris Watson	3
1998	Steffan Nicholson	3
1999	John Williams	4
2000	Kourtney Young	7
2001	Roosevelt Williams	3
2002	Nick Allison	2
	Chad Cleveland	2
	George Love	2
2003	George Love	2
	Fred Miller	2
	Nick Ricks	2
	Kevin Walz	2
2004	Ben Brown	2
2005	Clint Sellers	5
2006	Seymour Loftman	4
2007	Rashad Haynes	5
2008	Rashad Haynes	4
2009	CJ James	5
2010	Sean Campbell	2
2011	Nick Martinez	2
2012	Robert Haynes	2
	Jourdan Wickliffe	2
	Tavares Crawford	2
2013	Jourdan Wickliffe	3
	Alex McNulty	3
2014	Jourdan Wickliffe	4
2015	Jourdan Wickliffe	5

FUMBLE RECOVERIES

YEAR	PLAYER(S)	NO
1981	Tom Murray	4
1982	Ortega Jackson	6
1983	Greg Duncan	4
1984	Tyrone Covington	6
1985	Bob Bronaugh	4
1986	Dan Polewski	3
	Bill Cochran	3
1987	Ben Stevenson	3
	Scott Johnson	3
1988	Jim Sarver	4
1989	Jim Sarver	3
1990	Juan Cox	2
	Dan Dee	2
	Eric Dircks	2
1991	Dan Dee	2
	Tony Farrell	2
	Derrick Lane	2
	Joe Remke	2
1992	Seven tied	1
1993	Three tied	2
1994	Tim Carver	4
1995	Three tied	2
1996	John Moyer	4
1997	Thomas Williams	2
	Jay Grodecki	2
1998	Ryan Pace	3
	Chris Watson	3
1999	Torrey Chambliss	2
	Terry Griffis	2
	Kourtney Young	2
2000	Nick Ricks	3
2001	Brad Metzger	2
	Fred Miller	2
	Nick Ricks	2
2002	Roosevelt Williams	4
2003	Ben Brown	4
2004	Jamarr Day	2
2005	Tristan Burge	3
	Tim Kelly	3
	Lucius Seymour	3
2006	Donald Thomas	4
2007	7 players tied with	1
2008	Adrian Arrington	2
	Andre Lima	2
2009	Nick Nasti	2
	Cory Leman	2
	Gordy Kickels	2
	Andre Lima	2
2010	Artavious Dowdell	3
2011	Gordy Kickels	2
2012	Antonio Taylor	2
2013	Pat Wertz	5
2014	Kamu Grugier-Hill	2
2015	Kamu Grugier-Hill	3

EASTERN ILLINOIS FOOTBALL
CONFERENCE DEFENDERS OF THE YEAR**JOHN JURKOVIC**

1985-89

1988 Gateway Conference
Defender of the Year1989 Gateway Conference
Defender of the Year**TIM LANCE**

1987-90

1990 Gateway Conference
Defender of the Year**TIM CARVER**

1992-95

1995 Gateway Conference
Defender of the Year**NICK RICKS**

2000-03

2002 OVC
Defender of the Year**CLINT SELLERS**

2005-06

2005 OVC
Defender of the Year**DONALD THOMAS**

2004-07

2006 OVC
Defender of the Year**DINO FANTI**

2012-15

2015 OVC
Defender of the Year

100-150 YARD RUSHING GAMES

150.....	Jabarey McDavid.....	at Illinois State.....	9/20/97	120.....	Larry Angelo.....	at Wisconsin-Milwaukee.....	9/23/67
149.....	Justin Lynch.....	Pittsburg (KS) State.....	9/7/96	119.....	James Marble.....	Northern Iowa.....	10/11/86
148.....	Vincent Webb.....	at Southeast Missouri.....	10/8/05	119.....	Jake Walker.....	at Eastern Kentucky.....	10/27/12
	J.R. Taylor.....	at Florida Atlantic.....	11/10/01		Mon Williams.....	at Southeast Missouri.....	9/19/09
	Jamie Jones.....	at Western Illinois.....	10/6/90		Jabarey McDavid.....	Eastern Kentucky.....	11/23/96
147.....	Vincent Webb.....	at Samford.....	11/20/04		Mark Stettner.....	at Northeastern Missouri.....	9/11/76
	J.R. Taylor.....	Southeast Missouri.....	11/4/00	119.....	Tom Meeks.....	Western Illinois.....	10/18/75
	Kevin Staple.....	at Akron.....	10/8/83	118.....	J.R. Taylor.....	Illinois State.....	9/28/02
146.....	Andre Raymond.....	Southeast Missouri.....	11/4/00		DuWayne Pitts.....	Southwest Missouri.....	10/24/87
	DuWayne Pitts.....	at Northeastern Missouri.....	9/12/87		DuWayne Pitts.....	Western Illinois.....	10/26/85
	Kevin Staple.....	at South Dakota.....	9/5/81	117.....	Vincent Webb.....	at Hawai'i.....	9/30/06
	Poke Cobb.....	Evansville.....	11/19/77		Justin Lynch.....	Illinois State.....	10/17/98
145.....	Vincent Webb.....	Tennessee-Martin.....	10/29/05		Justin Lynch.....	St. Joseph's (IN).....	9/3/98
	Poke Cobb.....	Western Illinois.....	10/1/77	116.....	Wayne Brown.....	at Middle Tennessee.....	10/24/98
143.....	Jamie Jones.....	at Northern Iowa.....	10/28/89		Willie High.....	at Southern Illinois.....	11/11/95
	Poke Cobb.....	at Akron.....	9/30/78		Edson Castillo.....	Illinois State.....	10/19/91
142.....	Jalen Whitlow *.....	at UT Martin.....	11/14/15		Kevin Staple.....	Illinois State.....	10/4/80
	J.R. Taylor.....	Indiana State.....	9/21/02		Poke Cobb.....	Northern Michigan.....	10/30/76
	Jamie Jones.....	at Southern Illinois.....	11/2/91	115.....	Ron Jordan.....	at Southeast Missouri.....	9/29/07
	Poke Cobb.....	Central State.....	10/23/76		Vincent Webb.....	at Jacksonville State.....	11/19/05
141.....	Kevin Staple.....	Western Illinois.....	10/22/83	114.....	Vincent Webb.....	at Eastern Michigan.....	9/25/04
	Kevin Staple.....	Illinois State.....	9/4/82		Justin Morris.....	at Tennessee-Martin.....	11/1/01
140.....	J.R. Taylor.....	Tennessee State.....	10/7/00		Kevin Staple.....	Northeast Missouri.....	9/27/80
	DuWayne Pitts.....	Western Illinois.....	10/10/87		Poke Cobb.....	at Southern Illinois.....	9/29/79
	Ken Werner.....	Southwest Missouri.....	10/30/71		Ken Werner.....	UW Stevens Point.....	9/11/71
139.....	Willie High.....	Northern Iowa.....	10/8/94	113.....	Mon Williams.....	at Indiana State.....	9/12/09
	Willie High.....	Lock Haven.....	9/17/94		Andre Raymond.....	Tennessee State.....	10/27/01
138.....	Shepard Little.....	at Tennessee State.....	10/26/13		Poke Cobb.....	at Northern Iowa.....	10/27/79
137.....	Shepard Little.....	UT Martin.....	11/22/14		Poke Cobb.....	at Central State.....	9/24/77
	Jalen Whitlow *.....	Austin Peay.....	9/20/14	112.....	Jalen Whitlow *.....	at Ohio.....	9/27/14
	DuWayne Pitts.....	Liberty.....	9/20/87		Justin Lynch.....	Indiana State.....	11/1/96
136.....	Ken Werner.....	Evansville.....	10/17/71		DuWayne Pitts.....	Western Illinois.....	10/20/84
134.....	Andre Raymond.....	at Tennessee Tech.....	10/5/02	111.....	Jimmy Lera.....	Jacksonville State.....	11/16/13
	J.R. Taylor.....	Murray State.....	11/17/01		Shaun Grace.....	at Tennessee-Martin.....	11/14/98
	Jabarey McDavid.....	Middle Tennessee.....	10/18/97		DuWayne Pitts.....	at Northeastern Missouri.....	9/7/85
	Poke Cobb.....	at Northeastern Missouri.....	9/22/79	110.....	Andre Raymond.....	Illinois State.....	9/20/03
	Poke Cobb.....	Central State.....	9/2/78		Andre Raymond.....	California (PA).....	8/30/03
	Don Pittman.....	at Youngstown State.....	11/5/77		J.R. Taylor.....	at Hawai'i.....	8/31/02
	Nate Anderson.....	at Wisconsin-Milwaukee.....	9/22/73		Jabarey McDavid.....	at Indiana State.....	8/31/00
	Joe Davis *.....	Bradley.....	10/19/68		Justin Lynch.....	at Southeast Missouri.....	11/9/96
133.....	Ibrahim Bawa.....	Murray State.....	10/19/96		Willie High.....	at Indiana State.....	10/2/93
	Willie High.....	at Illinois State.....	11/5/94		Poke Cobb.....	Northern Iowa.....	9/16/78
	Wes Nixon.....	Illinois State.....	9/4/82	109.....	Devin Church.....	Illinois State.....	9/19/15
132.....	Jake Walker.....	Southeast Missouri.....	11/10/12		Shepard Little.....	at Murray State.....	10/31/15
	J.R. Taylor.....	at Southeast Missouri.....	10/19/02		Jake Walker.....	Tennessee State.....	11/5/11
	Conrad Praamsma.....	Eastern Kentucky.....	11/23/96		Chevon Walker.....	at Tennessee Tech.....	11/22/08
	Jamie Jones.....	Indiana State.....	10/13/90		Vincent Webb.....	Eastern Kentucky.....	10/15/05
	Don Pittman.....	at Murray State.....	11/12/77		Jabarey McDavid.....	Kentucky Wesleyan.....	9/9/00
	Nate Anderson.....	Wisconsin-Milwaukee.....	9/23/72		Kevin Staple.....	Youngstown State.....	10/25/80
130.....	Shepard Little.....	Tennessee State.....	10/25/14		Poke Cobb.....	Butler.....	9/8/79
129.....	Shepard Little.....	Southeast Missouri.....	10/19/13		Tom Walters.....	at Illinois-Chicago.....	11/2/68
	Shepard Little.....	Illinois State.....	9/14/13	108.....	Vincent Webb.....	at Indiana State.....	9/27/03
	Willie High.....	at Southwest Missouri.....	10/1/94		Jamie Jones.....	Eastern Washington.....	9/14/91
	Jamie Jones.....	Western Illinois.....	10/5/91	107.....	Taylor Duncan.....	Southeast Missouri.....	10/19/13
128.....	Taylor Duncan.....	at Austin Peay.....	10/10/13		Mon Williams.....	at Southern Illinois.....	11/28/09
	Justin Lynch.....	St. Joseph's (IN).....	9/13/97		Vincent Webb.....	at Illinois State.....	9/16/06
	Mark Stettner.....	at Butler.....	11/13/76		James Marable.....	at Northern Michigan.....	9/13/86
	Mark Stettner.....	at Western Illinois.....	10/16/76		Ken Werner.....	at Fairmont State.....	11/14/70
127.....	Travorus Bess.....	at Tennessee State.....	10/27/07	106.....	Vincent Webb.....	at Tennessee Martin.....	10/28/06
126.....	Jabarey McDavid.....	St. Joseph's (IN).....	9/13/97		Ademola Adebiji.....	at Tennessee-Martin.....	10/23/04
	Justin Lynch.....	Eastern Kentucky.....	11/23/96		Shaun Grace.....	at Eastern Kentucky.....	11/21/98
	Bill Korosec.....	Southern Illinois.....	10/3/92		Kevin Staple.....	at Northeastern Missouri.....	9/24/83
	Poke Cobb.....	Illinois State.....	11/20/76		Tyrone Davis.....	Western Illinois.....	10/17/81
125.....	Devin Church.....	at Tennessee State.....	10/17/15	* indicates player was a quarterback			
	Jake Walker.....	at South Dakota State.....	11/24/12				
	Willie High.....	Illinois State.....	10/28/95				
	Kevin Staple.....	Northeastern Missouri.....	9/11/82				
	Cliff Thurman.....	at Youngstown State.....	11/5/77				
124.....	Jake Walker.....	at Austin Peay.....	10/29/11				
	Travorus Bess.....	vs. Southeast Missouri.....	10/18/08				
	Vincent Webb.....	at Eastern Kentucky.....	10/14/06				
	Jabarey McDavid.....	at Southeast Missouri.....	11/9/96				
	Poke Cobb.....	at Butler.....	9/9/78				
	Mark Stettner.....	Central State.....	10/23/76				
	Mark Stettner.....	at Central Missouri.....	10/4/75				
123.....	Malik Harrison.....	Tennessee Tech.....	10/24/15				
	Shepard Little.....	at UT Martin.....	11/23/13				
122.....	Shepard Little.....	at Eastern Kentucky.....	10/11/14				
	J.R. Taylor.....	Tennessee Tech.....	9/29/01				
	Jamie Jones.....	at Southern Illinois.....	9/16/89				
	James Marble.....	Austin Peay.....	9/10/88				
121.....	Willie High.....	Western Kentucky.....	11/12/94				
	Jamie Jones.....	Murray State.....	9/22/90				

100-150 YARD RUSHING GAMES (cont.)

105.....	Jamie Jones	at Illinois State	9/29/90
	Tom Meeks	at Northern Michigan	9/13/75
	Steve Hagenbruch	Illinois State	10/19/74
104.....	Vincent Webb	Indiana State	9/11/04
	Justin Lynch	at Northern Illinois	9/19/98
	Jamie Jones	Lock Haven	8/31/91
103.....	Shepard Little	at Southeast Missouri	10/18/14
	Jake Walker	Jacksonville State	10/13/12
	Kevin Staple	Indiana State	11/14/81
102.....	Jake Walker	Murray State	9/22/12
	Andre Raymond	at Tennessee-Martin	9/23/00
	Justin Lynch	Southeast Missouri	10/3/98
	Jabarey McDavid	at Austin Peay	11/2/96
	Willie High	Indiana State	10/29/94
	Edson Castillo	Northern Iowa	11/7/92
	Jamie Jones	Northwestern State (La.)	9/9/89
	Nate Anderson	Quantico Marines	11/4/72
	Nate Anderson	Illinois State	10/7/72
101.....	Jimmy Potempa	Jacksonville State	9/25/10
	Justin Lynch	Indiana State	9/14/96
	Jamie Jones	at Northwestern State (La.)	9/8/90
	Lonnie Denton	Wayne State	9/16/79
	Poke Cobb	vs. Delaware	12/9/78
100.....	Taylor Duncan	Towson	12/13/13
	Taylor Duncan	at Southern Illinois	9/7/13
	J.R. Taylor	at Tennessee State	11/2/02
	James Marable	at Indiana State	10/1/88
	Kevin Staple	at Western Illinois	10/23/82
	Rod Slaughter	Illinois State	10/4/80
	Nate Anderson	Wayne State	11/3/73

151-200 YARD RUSHING GAMES

198.....	Justin Lynch	Middle Tennessee	10/19/97
197.....	Poke Cobb	South Dakota	9/1/79
	Ademola Adeniji	at Murray State	10/13/07
193.....	Nate Anderson	at Illinois State	9/30/72
191.....	Vincent Webb	Murray State	10/16/04
189.....	Nate Anderson	Indiana State	9/6/72
186.....	Ademola Adeniji	Eastern Kentucky	10/6/07
184.....	Shepard Little	Tennessee State (FCS)	12/7/13
	Travorus Bess	at Illinois	9/6/08
183.....	Willie High	Western Kentucky	10/14/95
182.....	Jake Walker	at UT Martin	10/6/12
	Vincent Webb	Murray State	10/21/06
	Willie High	Western Illinois	11/4/95
179.....	Vincent Webb	Indiana State	9/9/06
	Jabarey McDavid	Tennessee-Martin	9/25/99
	Nate Anderson	Illinois-Chicago	9/28/73
177.....	Jabarey McDavid	at Tennessee Tech	10/26/96
174.....	J.R. Taylor	at Murray State	11/23/02
	Wayne Brown	at Tennessee-Martin	11/14/98
	Poke Cobb	Wayne State	9/15/79
173.....	Shepard Little	at Murray State	11/9/13
	Willie High	Tennessee-Martin	9/16/95
	Poke Cobb	Youngstown State	11/3/79
172.....	Willie High	Murray State	9/1/93
171.....	Taylor Duncan	Murray State	11/8/14
	Willie High	Austin Peay	8/31/95

151-200 YARD RUSHING GAMES (cont.)


170.....	J.R. Taylor	at Southern Illinois	10/20/01
	Ademola Adeniji	Samford	11/17/07
169.....	Poke Cobb	at Northern Michigan	10/21/78
	Poke Cobb	Tennessee Tech	10/9/76
	DuWayne Pitts	Saginaw Valley	9/21/85
168.....	Jamie Jones	Northern Illinois	9/1/90
	Willie High	Southeast Missouri	9/9/95
166.....	Jamie Jones	Southwest Missouri	11/16/91
165.....	Norris Smith	Indiana State	9/9/06
	Willie High	Southern Illinois	11/19/94
164.....	Vincent Webb	at Murray State	10/22/05
163.....	Travorus Bess	at Tennessee Tech	11/22/08
	Poke Cobb	Western Illinois	10/6/79
161.....	Andre Raymond	at Tennessee-Martin	11/1/01
	Poke Cobb	at Illinois State	11/10/79
	Nate Anderson	Central Missouri	11/11/72
160.....	Jamie Jones	at Northern Iowa	11/23/91
159.....	Willie High	Central State (OH)	9/30/95
	Kevin Staple	at Youngstown State	10/2/82
	Nate Anderson	Western Illinois	11/27/73
158.....	DuWayne Pitts	Northeast Missouri	9/6/86
	Ademola Adeniji	at Jacksonville State	11/10/07
155.....	Vincent Webb	Southeast Missouri	10/2/04
	Poke Cobb	Northeast Missouri	9/10/77
	Justin Lynch	at Austin Peay	11/2/96
	Ademola Adeniji	at Tennessee State	10/27/07
154.....	Norris Smith	Murray State	10/21/06
	J.R. Taylor	Northern Iowa	12/1/01
	J.R. Taylor	Indiana State	9/8/01
	Jamie Jones	Illinois State	10/19/91
	Jamie Jones	at Idaho	11/25/89
153.....	DuWayne Pitts	Southern Illinois	11/7/87
152.....	Poke Cobb	at Northern Iowa	9/17/77
	Mark Stettner	at Southwest Missouri	9/25/76
151.....	Vincent Webb	at Tennessee-Martin	10/23/04
	Poke Cobb	Illinois State	11/4/78

201-299 YARD RUSHING GAMES


283.....	Kevin Staple	Grand Valley State	9/17/83
268.....	Nate Anderson	St. Joseph's	10/27/73
259.....	Nate Anderson	at Southwest Missouri	10/28/72
245.....	Shepard Little	Jacksonville State	11/16/13
241.....	J.R. Taylor	Southeast Missouri	10/13/01
240.....	Willie High	Northwestern Louisiana	11/6/93
230.....	Poke Cobb	at Butler	11/13/76
224.....	Willie High	at Northern Iowa	10/16/93
221.....	Willie High	at Southern Illinois	11/20/93
215.....	Poke Cobb	Northern Michigan	10/20/79
211.....	Edson Castillo	Western Kentucky	11/14/92
208.....	Vincent Webb	at Samford	9/23/06
	J.R. Taylor	Tennessee-Martin	11/9/02
207.....	J.R. Taylor	at Illinois State	11/11/00
206.....	Vincent Webb	Tennessee-Martin	10/25/03
205.....	Mark Stettner	Murray State	11/15/75
203.....	Jamie Jones	Murray State	9/21/91
	Willie High	Southwest Missouri	10/30/93
202.....	Poke Cobb	Murray State	11/11/78

300+ YARD RUSHING GAMES

308 J.R. Taylor Florida Atlantic 11/16/02

DOUBLE 100+ YARD RUSHING GAMES358 230 Poke Cobb at Butler 11/13/76
128 Mark Stettner356 245 Shepard Little Jacksonville State 11/16/13
111 Jimmy Lera344 179 Vincent Webb Indiana State 9/9/06
165 Norris Smith336 182 Vincent Webb Murray State 10/21/06
154 Norris Smith334 198 Justin Lynch Middle Tennessee 10/18/97
136 Jabarey McDavid293 146 Andre Raymond Southeast Missouri 11/4/00
147 J.R. Taylor282 155 Ademola Adeniji at Tennessee State 10/27/07
127 Travorus Bess275 161 Andre Raymond Tennessee-Martin 11/1/01
114 Justin Morris174 Wayne Brown at Tennessee-Martin 11/14/98
101 Shaun Grace174 Poke Cobb Wayne State 9/15/79
101 Lonnie Durham274 141 Kevin Staple Illinois State 9/4/82
133 Wes Nixon272 163 Travorus Bess at Tennessee Tech 11/22/08
109 Chevon Walker270 154 Jamie Jones Illinois State 10/19/91
116 Edson Castillo266 142 Poke Cobb Central State 10/23/76
124 Mark Stettner259 134 Don Pittman at Youngstown State 11/5/77
125 Cliff Thurman257 151 Vincent Webb at Tennessee-Martin 10/23/04
106 Ademola Adeniji155 Justin Lynch at Austin Peay 11/2/96
102 Jabarey McDavid255 128 Justin Lynch St. Josephs (IN) 9/13/97
127 Jabarey McDavid238 129 Shepard Little Southeast Missouri 10/19/13
109 Taylor Duncan234 124 Jabarey McDavid at Southeast Missouri 11/9/96
110 Justin Lynch216 116 Kevin Staples Illinois State 10/4/80
100 Rod Slaughter

Willie High



JR Taylor

TRIPLE 100+ YARD RUSHING GAMES

TOTAL	YDS	PLAYERS	OPPONENT	DATE
377	132	Conrad Praamsma	Eastern Kentucky	11/23/96
	126	Justin Lynch		
	119	Jabarey McDavid		

500+ YARD PASSING GAMES

YDS	PLAYER	OPPONENT	C-A-I	TDs	DATE
509	Sean Payton	Saginaw Valley	40-58-3	4	9/21/85

400+ YARD PASSING GAMES

YDS	PLAYER	OPPONENT	C-A-I	TDs	DATE
486	Sean Payton	SW Missouri	33-48-3	3	10/27/84
480	Jimmy Garoppolo	Illinois State	26-41-0	7	9/14/13
477	Jimmy Garoppolo	at UT Martin	26-46-0	6	11/23/13
461	Sean Payton	W. Kentucky	22-36-0	5	11/10/84
453	Jimmy Garoppolo	Austin Peay	18-31-0	5	9/29/12
450	Jimmy Garoppolo	at Northern Ill.	34-49-2	6	9/21/13
440	Jimmy Garoppolo	at S. Illinois	34-56-1	4	9/7/13
435	Anthony Buich	SE Missouri	36-49-1	3	11/6/99
428	Jimmy Garoppolo	at UT Martin	36-55-2	2	10/6/12
414	Tony Romo	Toledo	25-46-0	2	9/16/00
412	Sean Payton	Northern Iowa	34-58-1	3	11/3/84
410	Jimmy Garoppolo	at Tennessee State	24-41-1	4	10/26/13
409	Jeff Christensen	SW Missouri	20-33-2	2	11/6/82
400	Sean Payton	Southern Illinois	26-40-0	3	9/20/86



Jeff Christensen (1980-82) was the first Eastern Illinois quarterback to throw for 400 yards in a game...

300+ YARD PASSING GAMES

YDS	PLAYER	OPPONENT	C-A-I	TDs	DATE
399	Jimmy Garoppolo	Tennessee Tech.	33-50-1	4	11/2/13
398	Sean Payton	Murray State	30-54-3	0	11/29/86
394	Sean Payton	Eastern Kentucky	24-48-2	3	12/6/86
393	Jimmy Garoppolo	Murray State	39-60-0	5	9/22/12
386	Tony Romo	Northern Iowa	22-34-2	5	12/1/01
387	Jimmy Garoppolo	Illinois State	37-61-3	2	9/15/12
384	Sean Payton	S. Illinois	27-54-3	4	10/13/84
383	Sean Payton	SW Missouri	27-52-2	3	10/19/85
381	Tony Romo	Tennessee St.	36-21-1	3	10/27/01
379	Sean Payton	SW Missouri	22-41-1	5	10/25/86
376	Jimmy Garoppolo	Southeast Missouri	22-30-2	3	10/19/13
	Jimmy Garoppolo	Tennessee Tech.	27-41-1	3	11/3/12
373	Tony Romo	Tennessee Tech.	28-38-2	4	10/5/02
370	Jeff Christensen	N. Michigan	18-31-2	3	11/1/80
369	Jimmy Garoppolo	Southern Illinois	32-49-0	5	8/30/12
365	Sean Payton	Winona State	22-35-0	2	11/1/86
361	Jimmy Garoppolo	at San Diego St.	31-46-0	3	8/31/13
359	Tony Romo	E. Kentucky	19-38-2	2	10/12/02
	Steve Turk	Youngstown St.	25-51-6	2	10/7/78
354	Sean Payton	W. Kentucky	27-41-1	2	11/15/86
348	Ron Gustafson	C. Michigan	28-56-2	3	10/24/70
345	Sean Payton	Illinois State	24-43-4	1	10/6/84
343	Anthony Buich	E. Kentucky	34-47-1	3	11/20/99
341	Jimmy Garoppolo	Murray State	35-26-0	4	10/23/10
337	Sean Payton	NE Missouri	31-56-4	1	9/7/85
333	Sean Payton	Liberty	25-46-1	1	10/4/86
331	Jimmy Garoppolo	at Tennessee State	33-20-0	4	11/6/10
330	Anthony Buich	UT-Martin	15-17-0	3	11/14/98
329	Jeff Christensen	Youngstown St.	28-49-3	2	10/24/81
327	Mike Donato	Tennessee Tech.	16-24-1	2	11/12/05
326	Sean Payton	NE Missouri	23-41-1	3	9/15/84
325	Sean Payton	Grand Valley	21-31-0	3	9/1/84
323	Sean Payton	Indiana State	32-56-2	2	9/8/84
322	Jimmy Garoppolo	Eastern Kentucky	26-39-1	3	9/28/13
	Jake Christensen	UT Martin	18-21-0	4	11/14/09
	Tony Romo	Tennessee St.	17-31-1	4	11/2/02
321	Jimmy Garoppolo	Towson	38-50-0	2	12/13/13
	Mike Simpson	W. Michigan	24-35-0	4	8/29/96
319	Tony Romo	Hawai'i	30-53-2	4	8/31/02
318	Sean Payton	NE Missouri	18-33-3	2	9/6/86
317	Matt Schabert	at Tenn. Tech.	32-45-0	2	10/2/04
315	Matt Schabert	SE Missouri	16-30-0	1	10/2/04
	Pete Mauch	SW Missouri	15-19-0	2	10/1/94
314	Jeff Christensen	Wayne State	22-36-1	4	9/18/82
313	Sean Payton	Ferris State	14-28-0	3	9/29/84
312	Jalen Whitlow	Murray State	27-37-0	3	11/8/14
308	Cole Stinson	Tennessee Tech.	19-26-0	2	8/30/07
	Mike Simpson	Middle Tenn.	25-40-3	1	11/16/96
	Jeff Christensen	Jackson State	26-50-2	0	11/27/82
307	Anthony Buich	W. Kentucky	22-35-1	1	10/30/99
	Eric Arnold	Akron	28-40-1	1	9/17/89
	John Rafferty	Youngstown St.	21-36-1	3	10/1/83
306	Jimmy Garoppolo	Austin Peay	21-30-0	5	10/10/13
	Tony Romo	Murray State	21-15-0	3	11/17/01
304	Jimmy Garoppolo	Illinois State	25-34-0	3	9/1/11
302	Tony Romo	Murray State	33-47-2	2	11/23/02
	Jeff Christensen	Indiana State	32-51-1	2	11/14/81
301	Jimmy Garoppolo	Tennessee Tech.	20-52-3	3	9/17/11
	Anthony Buich	SE Missouri	16-24-0	0	10/3/98
	Sean Payton	Indiana State	17-32-2	2	11/8/86
300	Sean Payton	Illinois State	22-45-3	2	10/12/85

100-150 YARD RECEIVING GAMES

149.....	Calvin Pierce.....	Murray State.....	11/29/86	108.....	Charles Graves.....	UT Martin.....	11/14/09
	James Warring.....	at Youngstown State.....	10/7/78		Frank Cutolo.....	at San Diego State.....	10/6/01
147.....	Calvin Pierce.....	Western Kentucky.....	11/15/86		Frank Cutolo.....	at Illinois State.....	11/11/00
146.....	Adam Drake.....	UT Martin.....	11/22/14	107.....	Addison Bounds.....	Southeast Missouri.....	10/10/15
	Adam Drake.....	at Eastern Kentucky.....	10/11/14		James Warring.....	Youngstown State.....	12/2/1978
	Jason Calabrese.....	Murray State.....	9/1/94	106.....	Anthony Taylor.....	at Northern Iowa.....	11/28/15
145.....	Roy Banks.....	Saginaw Valley State.....	9/21/85		Micah Rucker.....	Jacksonville State.....	11/18/06
143.....	Rahsaan Smith.....	at Eastern Kentucky.....	11/20/99		Calvin Pierce.....	at Western Illinois.....	10/18/86
	Greg Jensik.....	Western Kentucky.....	11/12/94		Willie Cain.....	Northeast Missouri.....	9/6/86
142.....	Ryan Voss.....	at Eastern Michigan.....	9/25/04	105.....	Erik Lora.....	at Tennessee State.....	10/26/13
	Greg Jensik.....	at Southwest Missouri.....	10/1/94		Micah Rucker.....	at Illinois.....	9/2/06
140.....	Keiondre Gober.....	at San Diego State.....	8/31/13		Tom Hess.....	Northern Iowa.....	10/7/95
	Chavar Watkins.....	at Tennessee Tech.....	11/3/12	104.....	Ryan Voss.....	Tennessee State.....	10/30/04
139.....	Adam Drake.....	Southern Illinois.....	9/6/14		Ralph Stewart.....	Southern Illinois.....	11/7/87
	Erik Lora.....	Austin Peay.....	9/29/12		Calvin Pierce.....	Northeast Missouri.....	9/6/86
	Roy Banks.....	at Kansas.....	10/5/85	103.....	Adam Drake.....	at Southern Illinois.....	9/7/13
138.....	Adam Drake.....	Southeast Missouri.....	10/19/13		Ryan Voss.....	at Southeast Missouri.....	10/8/05
137.....	Adam Drake.....	at Northern Illinois.....	9/21/13		Jason Cook.....	Illinois State.....	9/30/89
	Chris Wright.....	Austin Peay.....	9/29/12		Calvin Pierce.....	at Western Kentucky.....	11/16/85
	Devon O'Neal.....	Illinois State.....	9/28/02		DuWayne Pitts *.....	at Southwest Missouri.....	10/27/84
136.....	Erik Lora.....	at Southern Illinois.....	9/7/13		Darryon White *.....	Illinois State.....	9/4/82
	Roy Banks.....	Liberty.....	10/4/86		Otis Grant.....	at North Alabama.....	12/6/80
	Jerry Wright.....	at Tennessee State.....	12/4/82	102.....	Chris Wright.....	at Tennessee Tech.....	11/3/12
135.....	Scott McGhee.....	at Butler.....	9/9/78		Kenny Whittaker.....	at Eastern Kentucky.....	10/10/10
133.....	Erik Lora.....	at Austin Peay.....	10/10/13		Erik Lora.....	at UT Martin.....	9/18/10
	Erik Lora.....	at South Dakota State.....	11/24/12		Jason Cook.....	at Liberty.....	10/7/89
	Jerry Wright.....	at Western Kentucky.....	11/12/83		James Warring.....	at Wayne State.....	10/28/78
132.....	Keiondre Gober.....	Austin Peay.....	9/29/12		Ray Schaljo.....	Northwood (Mich.) Univ.....	10/16/65
131.....	Erik Lora.....	Southeast Missouri.....	10/19/13	101.....	Lorence Ricks.....	at Southeast Missouri.....	9/19/09
130.....	Chris Wright.....	at Murray State.....	10/15/11		Will Bumphus.....	at Central Florida.....	10/2/99
	Roy Banks.....	Northeast Missouri.....	9/15/84		Chris Szarka *.....	Middle Tennessee.....	11/16/96
	Roger Holoman.....	Wayne State.....	9/18/82		James Warring.....	at Northern Michigan.....	10/21/78
	Jerry Wright.....	Jackson State.....	11/27/82	100.....	Dawanzel Hopson.....	at Jacksonville State.....	11/15/03
129.....	Erik Lora.....	Towson.....	12/13/13		Bob Jensen.....	at Northeast Missouri.....	10/11/69
	Keiondre Gober.....	Tennessee Tech.....	11/2/13	* Indicates player was a running back			
	Ryan Voss.....	Southeast Missouri.....	10/2/04				
	Will Bumphus.....	Indiana State.....	9/21/02				
128.....	Keiondre Gober.....	at Tennessee State.....	10/26/13				
	Chris Wright.....	at Central Arkansas.....	11/17/12				
	Erik Lora.....	Jacksonville State.....	10/13/12				
	Andre Raymond.....	at Hawai'i.....	8/31/02				
	Roy Banks.....	Northern Michigan.....	11/2/85				
127.....	Scott McGhee.....	Northeast Missouri.....	9/23/78				
126.....	Roy Banks.....	Southern Illinois.....	10/13/84				
125.....	Will Bumphus.....	Eastern Kentucky.....	11/18/00				
	Roy Banks.....	Western Kentucky.....	11/10/84				
124.....	Ryan Voss.....	Tennessee Tech.....	11/12/05				
	Jerry Wright.....	Southern Illinois.....	10/13/84				
122.....	Rod Slaughter *.....	vs. Cal Poly.....	12/13/80				
121.....	J.R. Taylor *.....	Western Kentucky.....	10/30/99				
	Jason Cook.....	at Western Kentucky.....	11/9/91				
	Roy Banks.....	Murray State.....	11/29/86				
120.....	Chris Wright.....	at Southern Illinois.....	11/11/11				
	Jerry Wright.....	Ferris State.....	9/29/84				
119.....	Erik Lora.....	Tennessee Tech.....	11/2/13				
	Will Bumphus.....	at Tennessee State.....	11/2/02				
	Roy Banks.....	Southwest Missouri.....	10/19/85				
118.....	Jason Cook.....	at Northwestern Louisiana.....	9/9/89				
117.....	Roy Banks.....	Eastern Kentucky.....	12/6/86				
115.....	Keiondre Gober.....	Eastern Kentucky.....	9/28/13				
	Erik Lora.....	at Western Michigan.....	9/8/12				
114.....	Lorence Ricks.....	Illinois State.....	9/1/11				
	Lorence Ricks.....	Murray State.....	10/23/10				
112.....	Adam Drake.....	at Murray State.....	11/9/13				
	Jeff LePak.....	at Tennessee State.....	10/26/13				
	Erik Lora.....	at Illinois State.....	9/15/12				
	Nick Eller.....	at Southeast Missouri.....	10/19/02				
	Paul Massat.....	at Southeast Missouri.....	11/6/99				
	Philip Taylor.....	St. Joseph's (IN).....	9/3/98				
111.....	Greg Jensik.....	at Texas El Paso.....	9/10/94				
	Obadiah Cooper.....	at Southwest Missouri.....	10/24/92				
	Roy Banks.....	Ferris State.....	9/29/84				
	James Warring.....	Northern Iowa.....	9/16/78				
110.....	Adam Drake.....	at Southeast Missouri.....	10/18/14				
	Ralph Stewart.....	Western Illinois.....	10/10/87				
	Willie Cain.....	Southwest Missouri.....	10/19/85				
109.....	Adam Drake.....	at Minnesota.....	8/28/14				
	Charles Graves.....	at UT Martin.....	10/9/08				



DuWayne Pitts (1984-87) holds the EIU record for single season and career receptions by a running back...

151-200 YARD RECEIVING GAMES

199.....	Calvin Pierce.....	Southern Illinois.....	9/20/86
198.....	Erik Lora.....	at Northern Illinois.....	9/21/13
196.....	Jeff LePak.....	at UT Martin.....	11/23/13
195.....	Willie White.....	Southwest Missouri.....	10/30/71
193.....	Roger Holoman.....	Central State.....	9/26/81
	Willie White.....	Illinois Chicago.....	9/30/72
186.....	Erik Lora.....	Illinois State.....	9/14/13
	Calvin Pierce.....	Saginaw Valley State.....	9/21/85
183.....	Micah Rucker.....	Indiana State.....	9/9/06
180.....	Micah Rucker.....	Southeast Missouri.....	10/7/06
179.....	Roy Banks.....	at Grand Valley State.....	9/1/84
178.....	Erik Lora.....	Southeast Missouri.....	11/10/12
	Jerry Wright.....	at Southwest Missouri.....	11/6/82
	Mark O'Donnell.....	Central Michigan.....	10/24/70
177.....	Calvin Pierce.....	Eastern Kentucky.....	12/6/86
176.....	Adam Drake.....	Murray State.....	11/8/14
	Adam Drake.....	Illinois State.....	9/14/13
175.....	Frank Cutolo.....	at Toledo.....	9/16/00
	Rob Mehalic.....	Delaware State.....	11/21/81
172.....	Roy Banks.....	Northern Iowa.....	11/3/84
170.....	Scott McGhee.....	Northern Iowa.....	9/16/78
169.....	Micah Rucker.....	Tennessee Tech.....	8/30/07
	Jerry Wright.....	at Indiana State.....	9/8/84
168.....	Roy Banks.....	Winona State.....	11/1/86
166.....	Calvin Pierce.....	at Northeast Missouri.....	9/7/85
163.....	Roy Banks.....	at Illinois State.....	8/30/86
162.....	Jerry Wright.....	at Northeast Missouri.....	9/24/83
160.....	Tad Heminger.....	at UW Milwaukee.....	10/2/65
157.....	Jerry Wright.....	Southern Illinois.....	10/30/82
	James Warring.....	Northeast Missouri.....	9/23/78
156.....	Jerry Wright.....	Youngstown State.....	10/1/83
154.....	Roy Banks.....	Illinois State.....	10/6/84
	Jerry Wright.....	at Southwest Missouri.....	10/27/84
153.....	Adam Drake.....	at Tennessee Tech.....	11/1/14
	Micah Rucker.....	at Murray State.....	10/13/07
151.....	Erik Lora.....	Southern Illinois.....	8/30/12
	Scott McGhee.....	at Youngstown State.....	10/7/78



Frank Cutolo (1998-2001) was the first Eastern Illinois wide receiver to post two 200-yard receiving days in his career.

200-PLUS YARD RECEIVING GAMES

269.....	Erik Lora.....	Murray State.....	9/22/12
239.....	Frank Cutolo.....	Tennessee State.....	10/27/01
238.....	Calvin Pierce.....	at Southwest Missouri.....	10/25/86
225.....	Adam Drake.....	at UT Martin.....	11/23/13
217.....	Chris Wright.....	at Tennessee State.....	11/6/10
217.....	Frank Cutolo.....	Northern Iowa.....	12/1/01
215.....	Erik Lora.....	at UT Martin.....	10/6/12
201.....	Ralph Stewart.....	Southern Illinois.....	10/8/88
















DOUBLE 100+ YARD RECEIVING GAMES

421.....	225.....	Adam Drake.....	at UT Martin.....	11/23/13
	196.....	Jeff LePak.....		
362.....	186.....	Erik Lora.....	Illinois State.....	9/14/13
	176.....	Adam Drake.....		
335.....	198.....	Erik Lora.....	at Northern Illinois.....	9/21/13
	137.....	Adam Drake.....		
331.....	186.....	Calvin Pierce.....	Saginaw Valley.....	9/21/85
	145.....	Roy Banks.....		
294.....	177.....	Calvin Pierce.....	Eastern Kentucky.....	12/6/86
	117.....	Roy Banks.....		
281.....	170.....	Scott McGhee.....	Northern Iowa.....	9/6/78
	111.....	James Warring.....		
280.....	151.....	Scott McGhee.....	Youngstown State.....	10/7/78
	149.....	James Warring.....		
270.....	149.....	Calvin Pierce.....	Murray State.....	11/29/86
	121.....	Roy Banks.....		
269.....	138.....	Adam Drake.....	Southeast Missouri.....	10/19/13
	131.....	Erik Lora.....		
257.....	154.....	Jerry Wright.....	Southwest Missouri.....	10/27/84
	103.....	DuWayne Pitts.....		
250.....	126.....	Roy Banks.....	Southern Illinois.....	10/13/84
	124.....	Jerry Wright.....		
248.....	129.....	Keiondre Gober.....	Tennessee Tech.....	11/2/13
	119.....	Erik Lora.....		
242.....	140.....	Chavar Watkins.....	at Tennessee Tech.....	11/3/12
	102.....	Chris Wright.....		
239.....	136.....	Erik Lora.....	at Southern Illinois.....	9/7/13
	103.....	Adam Drake.....		
231.....	120.....	Jerry Wright.....	Ferris State.....	9/29/84
	111.....	Roy Banks.....		
229.....	119.....	Roy Banks.....	Southwest Missouri.....	10/19/85
	110.....	Willie Cain.....		
210.....	106.....	Willie Cain.....	Northeast Missouri.....	9/6/86
	104.....	Calvin Pierce.....		



EASTERN ILLINOIS PLAYERS SELECTED IN NFL DRAFT

• indicates played in NFL game

Year.....	Player / Position	Team.....	Round / Pick
1944.....	• Bill Glenn, QB	 Chicago Bears	19th (n/a)
1964.....	Rob Butler, RB.....	 Chicago Bears	16th (n/a)
1966.....	Roger Haberer, QB.....	 Chicago Bears	19th (n/a)
1974.....	Nate Anderson, RB.....	 Washington Redskins	16th (411th)
1977.....	• Ted Petersen, C	 Pittsburgh Steelers	4th (93rd)
1980.....	Tom Pettigrew, OT	 Los Angeles Rams	8th (220th)
1983.....	• Jeff Christensen, QB	 Cincinnati Bengals	5th (137th)
1987.....	• Roy Banks, WR.....	 Indianapolis Colts	5th (114th)
1989.....	Dave Popp, OT.....	 New York Giants	7th (175th)
1993.....	• Brad Fichtel, C	 Los Angeles Rams	7th (179th)
1995.....	• Ray McElroy, CB	 Indianapolis Colts	4th (114th)
1999.....	• Chris Watson, CB.....	 Denver Broncos	3rd (67th)
2010.....	Otis Hudson, OT.....	 Cincinnati Bengals	5th (152nd)
2014.....	Jimmy Garoppolo, QB	 New England Patriots	2nd (62nd)
2016.....	Kamu Grugier-Hill, LB	 New England Patriots	6th (208th)

** Eastern Illinois quarterback Jimmy Garoppolo was selected in the 2nd round of the 2014 NFL Draft becoming the highest selected player from EIU. He was the first EIU player to attend the NFL Draft in New York City. Garoppolo poses for photos with NFL commissioner Roger Goodell and former New England Patriots All-Pro linebacker Willie McGinest. (Photo courtesy of the National Football League / Corry Rush).

Over the years Eastern Illinois football has sent a number of players on to play in several professional leagues in addition to the National Football League. This page lists former EIU players who have been drafted by the NFL, signed as free agents or appeared in another professional league. Players who appeared in at least on NFL regular-season contest have been listed on the prior pages with the teams they played for.

EASTERN ILLINOIS PLAYERS SIGNING NFL FREE AGENT CONTRACTS

• indicates played in NFL game

+ indicates signed to practice squad

Player.....	Team.....	Year
• Lenny High, End.....	Decatur Staleys.....	1920
Ed Soergel, QB.....	Cleveland Browns.....	1951
Lou Stivers, C.....	Detroit Lions.....	1951
• Ray Fisher, DT.....	Pittsburgh Steelers.....	1958
Steve Turk, QB.....	Green Bay Packers.....	1980
James Warring, WR.....	Oakland Raiders.....	1980
Jack Lafferty, C.....	Seattle Seahawks.....	1980
• Jeff Gossett, P.....	Kansas City Chiefs.....	1981
• Kevin Gray, FS.....	New Orleans Saints.....	1982
• Steve Parker, OT.....	Baltimore Colts.....	1983
Dirk Androff, TE.....	New York Jets.....	1983
• Robert Williams, DB.....	Pittsburgh Steelers.....	1984
Jerry Wright, FS.....	Tampa Bay Buccaneers.....	1985
• Evan Araposthathis, P.....	St. Louis Cardinals.....	1986
Tom Moskal, DT.....	St. Louis Cardinals.....	1986
• Mel Black, LB.....	New England Patriots.....	1986
• Sean Payton, QB.....	Chicago Bears.....	1987
• Chris Geile, OL.....	Detroit Lions.....	1987
• John Jurkovic, DT.....	Green Bay Packers.....	1990
Tim Lance, DB.....	Chicago Bears.....	1991
Duane Conway, OL.....	Indianapolis Colts.....	1995
John Moyer, DE.....	Indianapolis Colts.....	1997
• Bob Rosenstiel, TE.....	Los Angeles Raiders.....	1997
Dave Thomas, DT.....	Arizona Cardinals.....	2000
Kourtney Young, DB.....	Detroit Lions.....	2002
Frank Cutolo, WR.....	New Orleans Saints.....	2002
• Tony Romo, QB.....	Dallas Cowboys.....	2003
# Pascal Matla, C.....	New Orleans Saints.....	2006
Kory Lothe, DE.....	St. Louis Rams.....	2006
+ Tristan Burge, SS.....	Green Bay Packers.....	2007
+ Micah Rucker, WR.....	Pittsburgh Steelers.....	2008
• Pierre Walters, LB.....	Kansas City Chiefs.....	2009
Austin Signor, K.....	New York Giants.....	2010
+ Chris Campbell, OT.....	Green Bay Packers.....	2010
Mike Garrity, OT.....	Chicago Bears.....	2012
Roosevelt Holliday, DL.....	New York Jets.....	2013
Erik Lora, WR.....	Minnesota Vikings.....	2014
Adam Drake, WR.....	Kansas City Chiefs.....	2015

** List includes first team that a player signed a free agent contract with.

Bold indicates player still active in NFL as of August 10, 2016

Pascal Matla played in NFL Europe for the 2006-07 season.

EASTERN ILLINOIS PLAYERS IN THE CANADIAN FOOTBALL LEAGUE

Player.....	Team.....	Year
Ed Soergel, QB.....	Toronto Argonauts.....	1951
Poke Cobb, RB.....	Toronto Argonauts.....	1980
Pete Catan, DE.....	Winnipeg Blue Bombers.....	1981
Scott McGhee, WR.....	Toronto Argonauts.....	1981
Kevin Gray, FS.....	Ottawa Rough Riders.....	1983
Sean Payton, QB.....	Ottawa Rough Riders.....	1987
Cameron Brosseau, OT.....	Toronto Argonauts.....	1994
Brad Fichtel, C.....	Memphis Mad Dogs.....	1995
Chris Szarka, FB.....	Saskatchewan Rough Riders.....	1997
Dave Thomas, LB.....	Hamilton Tiger-Cats.....	2002
Kourtney Young, CB.....	Hamilton Tiger-Cats.....	2003
Frank Cutolo, WR.....	Ottawa Rough Riders.....	2003
Andrew Manley, QB.....	Montreal Alouettes.....	2015

** Lists first team and year that player appeared in CFL.

Bold players were active in 2016 season

EASTERN ILLINOIS PLAYERS IN ARENA FOOTBALL LEAGUE

Player.....	Team.....	Year
Sean Payton, QB.....	Chicago Blitz.....	1987
John Moyer, DT.....	Florida Bobcats.....	1999
Ethan Banning, DE.....	Grand Rapids Rampage.....	2000
Ryan Shuff, OG.....	Houston Thunderbears.....	2000
Phil Taylor, WR.....	Toronto Phantoms.....	2001
Dave Thomas, LB.....	Detroit Fury.....	2001
Anthony Buich, QB.....	Grand Rapids Rampage.....	2004
Nick Allison, DB.....	Orlando Predators.....	2008
Terrence Sanders, DB.....	Arizona Rattlers.....	2010
Mich Rucker, WR.....	Chicago Rush.....	2011
Pierre Walters, DL.....	Chicago Rush.....	2012
Mike Garrity, OL.....	Iowa Barnstormers.....	2013

** Lists first team and year that player appeared in AFL.

Bold players were active in 2016 season

EASTERN ILLINOIS PLAYERS IN THE USFL

Player.....	Team.....	Year
Steve Turk, QB.....	Denver Rush.....	1983
Pete Catan, DE.....	Houston Gamblers.....	1983
Scott McGhee, WR.....	Houston Gamblers.....	1984
Kevin Gray, FS.....	Jacksonville Bulls.....	1984
Jeff Gossett, P.....	Chicago Blitz.....	1984
Randy McCue, DB.....	Memphis Showboats.....	1984

The USFL existed as a spring football league started in 1983 in several major markets across the country. It rivaled the NFL in its early ability to sign marquee players to its rosters. The league attempted to go head-to-head with the NFL in 1985 and quickly folded. Pete Catan was an All-League performer in 1984 for the Houston Gamblers.

EASTERN EARNS TITLE OF 'CRADLE OF COACHES' IN THE NATIONAL FOOTBALL LEAGUE

From 2006-2008, Eastern Illinois University held the distinction of being the new 'Cradle of Coaches' in the National Football League with three alumni serving as head coaches in the NFL and four more former players serving as assistant coaches.

In 2006 and 2007, EIU was matched with USC and San Diego State as the only three universities with three current NFL head coaches as alumni. In 2008 that number was trimmed down to just USC and EIU having three head coaches. In 2010 EIU once again was the "NFL Cradle of Coaches" as Mike Shanahan took over as head coach of the Washington Redskins.

Former All-American quarterback Sean Payton, Class of 1987, became the newest member of the distinguished club when he was named head coach of the New Orleans Saints early in 2006. He was an All-American quarterback with Eastern from 1983-86, and threw for a school record 10,655 yards. He still holds 11 single game, season and career passing records. In 2006 he was named the NFL Coach of the Year guiding the Saints to the NFC Championship game. In 2009 he led New Orleans to the Super Bowl Championship defeating the Indianapolis Colts.

Brad Childress, a 1988 graduate, was named head coach of the Minnesota Vikings, following the 2005 season. In 2008 Childress led the Vikings to the NFC North Division championship and in 2009 he led the Vikings to the NFC Championship game where they lost to fellow EIU alumnus Sean Payton and the New Orleans Saints. Childress was released from his contract with the Vikings midway through the 2010 season.

Mike Shanahan, Class of 1974, is the most recognized alumni who has served as a head coach. He led the Denver Broncos to a pair of Super Bowl championships in 1998 and 1999. He was a quarterback with the Panthers in the early 1970s, and then returned as offensive coordinator for the EIU team that won the 1978 NCAA Division II National Championship.

Mike Heimerdinger, Class of 1974, was the offensive coordinator with the Tennessee Titans helping guide the team to a 13-3 record and AFC South Division title in 2008. A former three year letter winner for the Panther baseball team, he still holds the school career stolen base record.

Greg McMahon, Class of 1983, is an assistant special teams coach, with the New Orleans Saints.

John Teerlinck, Class of 1980, was the defensive line coach for the Indianapolis Colts. Teerlinck earned a masters at EIU as an assistant coach for the 1978 NCAA Division II National Championship team.

Eastern Illinois has been an NCAA Division I football program since 1981 but its relationship with the National Football League dates back to the early 1920's. Lenny High a former EIU Panther football player was a member of the 1920 Decatur Staleys and teammate of George Halas. The Staleys preceded the modern day Chicago Bears with High appearing in one game.

Sean Payton

*New Orleans Saints
Head Coach*



Payton, a former EIU All-American, was hired by New Orleans in 2006. He made an immediate impact in 'post Katrina' New Orleans guiding the Saints to the NFC Championships game in 2006. He was named the NFL Coach of the Year for his efforts that season. In 2009 he led the Saints to a Super Bowl Championship.



Brad Childress


*Former Head Coach
Minnesota Vikings*



Childress earned his first head coaching job with Minnesota in 2006 after several seasons as a top assistant in Philadelphia. In 2008 & 2009 Childress led the Vikings to the NFC North title. In 2007 Childress coached NFL Rookie of the Year Adrian Peterson.

Mike Shanahan

*Former Head Coach
Denver Broncos
Washington Redskins*



Mike Shanahan had a highly successful NFL head coaching career in Washington and Denver. He was a two-time Super Bowl Champion coach with the Denver winning the Lombardi Trophy with Denver in 1998 and 1999. He was an assistant coach on the Panthers 1978 NCAA Division II National Championship team.



Tony Romo

*Dallas Cowboys
Quarterback*

Romo was a free agent signee with the Dallas Cowboys in 2003. He started his first game with the Cowboys in 2006 earning All-Pro honors in 2006 and 2007 after guiding the team to back-to-back NFC playoff appearances including an NFC East title in 2007. He was also an All-Pro following the 2009 & 2014 seasons.

Photo - Dallas Cowboys

Jimmy Garoppolo

*New England Patriots
Quarterback*

Garoppolo was a 2nd round draft pick in 2014 and appeared in a handful of games during his rookie season with the Patriots. He was the back-up quarterback as New England won the Super Bowl in February 2015.

Photo - New England Patriots / David Silverman



Ryan Pace

*Chicago Bears
General Manager*

Former Eastern Illinois player Ryan Pace was hired as the general manager of the Chicago Bears in the spring of 2015. Pace worked in the player personnel department for the New Orleans Saints prior to getting the Bears top position.

Photo - Bill Smith Photography





Mike Heimerdinger

Former Assistant Coach Tennessee Titans

Mike Heimerdinger previously served as the offensive coordinator of the Tennessee Titans. He helped the team win the AFC South Division title in 2008. Heimerdinger played baseball at Eastern Illinois before joining the football coaching profession.



Greg McMahon

Assistant Coach New Orleans Saints

Greg McMahon was promoted to special teams coordinator for the Saints in 2009. He enters his third season with the team. McMahon was a defensive back on Eastern Illinois 1978 NCAA Division II National Championship team.



John Teerlinck

Assistant Coach Indianapolis Colts

John Teerlinck has been a defensive line coach with Indianapolis for eight years. Teerlinck earned a masters degree at EIU while serving as an assistant for the 1978 NCAA Division II National Championship team.



Randy Melvin

Former Assistant Coach Cleveland Browns

Randy Melvin recently served as the defensive line coach for the Cleveland Browns on Romeo Crennel's staff. Melvin was an All-American defensive lineman at EIU and returned to the college ranks as a coach for the 2009 season.



Ken Baker

NFL Replay Official

Ken Baker currently works as an NFL replay official after several years as an NFL referee. He worked the 2008 Super Bowl and served one year as EIU's interim athletic director. He is a former Panther baseball player.



Lenny High

Decatur Staleys

Lenny High was the first EIU player to play in the NFL. He was a member of the 1920 Decatur Staleys appearing in one game at end. He was a teammate of George Halas. The Staleys would later become the modern day Chicago Bears.



Bill Glenn

Chicago Bears

Bill Glenn played quarterback for the Bears in 1944 appearing in four games for the team. He was a two-year member of the team after earning Little All-American honors at Eastern Illinois.



Ray Fisher

Dallas Cowboys

Ray Fisher played tackle for two seasons for the Pittsburgh Steelers. In 1960 he would become an original member of the Dallas Texans playing defensive tackle.



Ted Petersen

Pittsburgh Steelers

Ted Petersen enjoyed a ten year NFL career playing center and offensive line for Pittsburgh, Cleveland and Indianapolis. He won Super Bowl rings in 1979 and 1980 as a member of the Steelers. He ended his career in 1987.



Jeff Gossett

Oakland/Los Angeles Raiders


Jeff Gossett had a 15-year NFL career as a punter for Kansas City, Cleveland, Houston and the Oakland/Los Angeles Raiders. He was a Pro Bowl selection in 1991 averaging 44.2 yards per punt. Gossett ended his career in 1996.



Jeff Christensen

Cleveland Browns

Jeff Christensen was active on three NFL rosters as a quarterback for the Cincinnati Bengals, Cleveland Browns and Philadelphia Eagles. He saw action for both the Browns and Bengals ending his career with Cleveland in 1987.



Kevin Gray

New Orleans Saints

Kevin Gray played one season for the New Orleans Saints as a corner back and special teams player. He appeared in eight games in the 1982 season.



Steve Parker
Baltimore/Indianapolis Colts

Steve Parker played defensive end for the Colts for two seasons. He appeared in 16 games in the teams final season in Baltimore in 1983 and nine games in their first season in Indianapolis in 1984.




Robert Williams
Pittsburgh Steelers

Robert Williams played briefly with the Pittsburgh Steelers appearing in two games during the 1984 season. He played safety and special teams.



Evan Araposthathis
St. Louis Cardinals

Evan Araposthathis appeared in five games as a punter for the St. Louis Cardinals football franchise in 1986. He averaged 38 yards per punt.



Mel Black
New England Patriots

Mel Black was a two-year member of the New England Patriots playing in six games at linebacker and special teams in the 1986 and 1987 seasons.




Chris Geile
Detroit Lions

Chris Geile (#71) appeared in three games during the strike season of 1987 playing offensive line for the Detroit Lions.




Roy Banks
Indianapolis Colts

Roy Banks enjoyed a two year career as a wide receiver for the Indianapolis Colts. He played in 15 games in the 1987 and 1988 seasons also seeing time as a kick returner.



John Jurkovic
Green Bay Packers

John Jurkovic played nine seasons in the NFL as a defensive tackle for the Green Bay Packers (1991-95), Jacksonville Jaguars (96-98) and Cleveland Browns (99). In 1993 he registered 5.5 sacks for the Packers.




Brad Fichtel
Los Angeles Rams

Brad Fichtel was a two year member of the Los Angeles Rams appearing in three games at center in 1994.



Ray McElroy
Indianapolis Colts

Ray McElroy had a six year NFL career as a defensive back for the Indianapolis Colts, Chicago Bears and Detroit Lions. He played from 1995-98 with the Colts before retiring in 2001 as a Detroit Lion.




Bob Rosenstiel
Oakland Raiders

Bob Rosenstiel played in four games for the Oakland Raiders in 1997 as part of a two year career at tight end and special teams.



Chris Watson
Buffalo Bills

Chris Watson played four seasons at corner back first for the Denver Broncos and last for the Buffalo Bills from 2000-02. He was on the Detroit Lions roster in 2003 and Green Bay Packers roster in 2004 but did not play.



Pierre Walters
Kansas City Chiefs

Pierre appeared in four games during his rookie season (2009) with the Kansas City Chiefs and is still on the Kansas City active roster listed as a top reserve at outside linebacker for the 2011 season.

1899

Otis Caldwell, head coach 0-2

1900

Otis Caldwell, head coach 3-3

1901

Otis Caldwell, head coach 6-0-3

..... W ..28-0Illinois State
..... W ..16-0Indiana State**1902**

Thornton Smallwood, head coach 2-4

..... W ..21-0at Indiana State
..... L.....0-5at Rose Poly
N15..... L.....0-10at Northern Illinois**1903**

Thomas Briggs, head coach 4-3-2

..... L.....0-5Rose Poly
..... L.....0-5at Rose Poly
..... L.....0-12Millikin
N14..... W ..29-0Northern Illinois**1904**

Joseph Brown, head coach 6-1-1

..... W ..12-6Indiana State
..... W ..6-0at Millikin
..... T.....5-5at Indiana State
..... W ..16-2Rose Poly
..... W ..4-0Millikin
..... L.....0-12at Rose Poly**1905**

Joseph Brown, head coach 2-5-1

..... W ..27-0Rose Poly
..... L.....0-33at Millikin
..... L.....0-22at Rose Poly
N3..... L.....4-6Illinois State
..... L.....0-4Millikin
..... W ..11-0at Indiana State**1906**

Joseph Brown, head coach 3-1-1

..... T.....0-0Rose Poly
..... W ..11-0at Indiana State
..... L.....0-17at Millikin
O27..... W ..11-6Illinois State
..... W ..23-0Indiana State**1907**

Joseph Brown, head coach 3-1-3

..... T.....0-0at Rose Poly
..... W ..32-5at Indiana State
N16..... T.....6-6at Illinois State**1908**

Joseph Brown, head coach 6-2-1

..... W ..4-0Rose Poly
O17..... L.....0-31at Illinois State**1909**

Joseph Brown, head coach 0-3

..... L.....0-75at Rose Poly

1910

Harold Railsback, head coach 2-3-1

..... L.....0-41Rose Poly

1911

Charles Lantz, head coach 4-2

..... L.....3-11at Rose Poly
..... L.....0-18Millikin**1912**

Charles Lantz, head coach 6-1

S28..... W ..44-0Danville (HS)
O5..... L.....3-45at Rose Poly
O12..... W ..16-0Shurtleff
O26..... W ..43-14Rose Poly
N2..... W ..28-0Lincoln
N9..... W ..38-7at Millikin
N16..... W ..32-3at Illinois State**1913**

Charles Lantz, head coach 6-2

..... W ..6-0Millikin
O31..... W ..54-12at Southern Illinois
N15..... W ..26-7Illinois State**1914**

Charles Lantz, head coach 8-0-1

..... W ..32-6Rose Poly
O23..... W ..25-7at Southern Illinois
N14..... W ..13-6at Illinois State
..... T.....3-3at Millikin**1915**

Charles Lantz, head coach 2-2-1

O22..... L.....0-41at Southern Illinois
N3..... T.....0-0Illinois State
..... L.....0-34at Rose Poly**1916**

Charles Lantz, head coach 4-3

N10..... W ..19-7Southern Illinois
N11..... W ..24-7at Illinois State
..... L.....0-40Millikin**1917**

Charles Lantz, head coach 4-1-1

..... W ..69-6Illinois College
..... T.....0-0Illinois Wesleyan
N9..... W ..24-0Southern Illinois
N17..... W ..13-7Illinois State
..... L.....7-55Millikin
..... W ..35-0St. Viator**1918**

No contests played

1919

Charles Lantz, head coach 3-5-1

S30..... W ..53-0Hillsboro (HS)
O4..... L.....0-4at Shurtleff
O11..... L.....0-25at Rose Poly
O17..... L.....12-14Illinois Wesleyan
O25..... W ..53-0McKendree
N1..... W ..26-0at Lincoln
N8..... L.....0-32Millikin
N14..... T.....0-0Blackburn
N27..... L.....6-14St. Viator
..... played on Thanksgiving Day**1920**

Charles Lantz, head coach 2-3

O2..... L.....0-32Shurtleff
O15..... W ..18-3Lincoln
O22..... L.....0-28at Blackburn
N6..... L.....7-20Illinois State
N18..... W ..81-0Merom (IN)**1921**

Charles Lantz, head coach 2-5-1

S30..... L.....3-74Illinois Wesleyan
O7..... T.....0-0Rose Poly
O14..... W ..59-6Blackburn
O21..... L.....3-6Shurtleff
O29..... W ..28-0Rose Poly
N5..... L.....3-42at Illinois State
N18..... L.....0-2at Southern Illinois
N24..... L.....6-14Lincoln**1922**

Charles Lantz, head coach 4-0-2

S30..... W ..7-0Rose Poly
O7..... W ..25-13Blackburn
O14..... T.....0-0Shurtleff
O20..... W ..28-12at Southern Illinois
N4..... T.....0-0Illinois State
N11..... W ..3-0Lincoln**1923**

Charles Lantz, head coach 4-2-2

S29..... W ..15-0Blackburn
O6..... L.....10-12at Millikin
O13..... W ..14-13McKendree
O20..... T.....0-0at Shurtleff
O27..... W ..16-0at Indiana State
N3..... L.....0-13at Illinois State
N10..... T.....0-0Lincoln
N17..... W ..23-0Southern Illinois**1924**

Charles Lantz, head coach 6-2

O4..... L.....0-26at Millikin
O11..... W ..45-0Blackburn
O18..... W ..15-0Shurtleff
O25..... L.....0-17at McKendree
..... later forfeited to EIU
N1..... W ..3-0Illinois State
N8..... W ..25-13Indiana State
N14..... L.....0-7at Southern Illinois
N21..... W ..7-0Lincoln**1925**

Charles Lantz, head coach 4-3-1

O3..... W ..9-3Merom (IN)
O10..... W ..7-0Rose Poly
O17..... W ..60-0Oakland City
O24..... L.....7-23Shurtleff
O31..... W ..7-0at Illinois State
N7..... L.....0-13at Evansville
N14..... T.....16-16at Indiana State
N26..... L.....3-21at Millikin**1926**

Charles Lantz, head coach 3-5-1

O2..... T.....0-0Indiana State
O9..... L.....0-40at Millikin
O16..... L.....7-14at Evansville
O23..... L.....7-20Shurtleff
O30..... W ..14-0at Rose Poly
N6..... L.....9-19Saint Louis (Freshmen)
N13..... L.....0-23at Southern Illinois
N19..... W ..7-0Lincoln
N25..... W ..12-0Illinois State
..... played Thanksgiving Day**1927**

Charles Lantz, head coach 5-2

O1..... W ..6-0at Illinois State
O8..... L.....0-13at Shurtleff
O15..... W ..25-0Evansville
O22..... W ..26-0Rose Poly
O29..... L.....6-7at Indiana State
N12..... W ..14-2Southern Illinois
N19..... W ..33-13Lincoln**1928**

Charles Lantz, head coach 7-0-1

O6..... T.....12-12Millikin
O13..... W ..30-7Shurtleff
O20..... W ..19-0Indiana State
O27..... W ..39-2at Rose Poly
N3..... W ..26-0at St. Viator
N10..... W ..19-0Illinois State
N17..... W ..18-0at Southern Illinois
N24..... W ..75-0Lincoln**1929**

Charles Lantz, head coach 6-1

S20..... W ..33-0at Illinois State
O5..... L.....0-13Millikin
O12..... W ..19-12at Shurtleff
O19..... W ..19-0McKendree
N2..... W ..7-6at Indiana State
N16..... W ..9-6Southern Illinois
N22..... W ..6-0St. Viator**1930**

Charles Lantz, head coach 6-1-1

O4..... W ..15-0Illinois State
O10..... W ..26-0Shurtleff
O17..... T.....0-0at Bradley
O24..... W ..23-0at McKendree
O31..... W ..34-0Indiana State
N7..... W ..13-0at St. Viator
N14..... L.....0-2at Southern Illinois
N21..... W ..23-0Western Illinois**1931**

Charles Lantz, head coach 3-4

S26..... W ..24-0Shurtleff
O3..... W ..73-0Indiana Central
O10..... L.....0-6Indiana State
O17..... L.....0-6Southern Illinois
O24..... L.....0-25Millikin
N7..... L.....9-14St. Viator
N14..... W ..7-6at Illinois State**1932**

Charles Lantz, head coach 1-7

O1..... L.....13-14Shurtleff
O8..... L.....0-39at Illinois State
O15..... W ..12-6Indiana State
O22..... L.....0-40Millikin
O29..... L.....0-26St. Viator
N5..... L.....6-50McKendree
N19..... L.....0-25at Southern Illinois
N24..... L.....0-20at Hanover
..... played Thanksgiving Day**1933**

Charles Lantz, head coach 1-8

S30..... L.....7-14Indiana Central
O7..... W ..28-6Shurtleff
O14..... L.....6-32Illinois State
O21..... L.....6-12at Northern Illinois
O28..... L.....6-19Indiana State
N4..... L.....6-42St. Viator
N11..... L.....0-58McKendree
N18..... L.....0-19Southern Illinois
N24..... L.....0-33Hanover**1934**

Charles Lantz, head coach 3-4

O5..... W ..39-0at Oakland City
O13..... L.....0-40Millikin
O20..... W ..19-0Indiana State
O27..... W ..7-3Western Illinois
N2..... L.....6-13at Southern Illinois
N9..... L.....0-13at Illinois State
N24..... L.....12-18Northern Illinois**1935**

Winfield Angus, head coach 1-7

O5..... W ..19-6Oakland City
O12..... L.....13-32Indiana State
O19..... L.....0-13Illinois State
O26..... L.....0-3at Western Illinois
N2..... L.....0-26Illinois College
N9..... L.....2-18Indiana Central
N16..... L.....9-13Southern Illinois
N23..... L.....0-49at Northern Illinois**1936**

Gilbert Carson, head coach 4-4

O3..... L.....0-7Wheaton
O10..... W ..19-7Oakland City
O17..... W ..12-0at Indiana State
O24..... L.....0-13at Illinois State
O31..... W ..12-6Illinois College
N7..... L.....2-6Western Illinois
N13..... L.....7-13at Southern Illinois
N20..... W ..7-0Eureka**1937**

Gilbert Carson, head coach 3-4-1

S25..... L.....6-7at Wheaton
O2..... W ..20-13Indiana State
O9..... W ..39-0Oakland City
O16..... W ..48-0at Eureka
O23..... T.....0-0Illinois State
O30..... L.....6-24Northern Illinois
N6..... L.....0-31at Western Illinois
N12..... L.....0-3at Southern Illinois

1938

Harold Ave., head coach 5-3
 O1..... L.....0-7at Northern Illinois
 O8..... W.....6-0Indiana Central
 O15..... W.....22-0McKendree
 O22..... L.....0-19at Illinois State
 O29..... L.....0-18Western Illinois
 N5..... W.....19-7at Indiana State
 N12..... W.....20-7Rose Poly
 N18..... W.....19-0Southern Illinois

1939

Gilbert Carson, head coach 4-3-1
 S30..... W.....16-0Indiana Central
 O7..... W.....9-0Elmhurst
 O14..... W.....6-0Millikin
 O21..... T.....0-0Illinois State
 O28..... L.....7-20at Western Illinois
 N4..... L.....6-7Indiana State
 N10..... W.....12-7at Southern Illinois
 N18..... L.....6-22Northern Illinois

1940

Gilbert Carson, head coach 6-1-1
 O1..... W.....7-6Indiana Central
 O5..... W.....19-6Elmhurst
 O12..... W.....12-8Millikin
 O19..... L.....12-30at Illinois State
 O22..... W.....20-7Western Illinois
 O26..... T.....7-7Indiana State
 N9..... W.....25-6Southern Illinois
 N16..... W.....12-0at Northern Illinois

1941

Gilbert Carson, head coach 0-7
 O4..... L.....6-19Indiana Central
 O11..... L.....6-19Indiana State
 O18..... L.....7-26Illinois State
 O25..... L.....0-25at Western Illinois
 N1..... L.....0-61Millikin
 N8..... L.....0-41at Southern Illinois
 N15..... L.....0-19Northern Illinois

1942

Clayton Miller, head coach 1-6
 S26..... L.....0-20Manchester
 O3..... L.....0-26Indiana State
 O10..... W.....7-0Indiana Central
 O17..... L.....0-32Illinois State
 O24..... L.....0-45Western Illinois
 O31..... L.....6-56Millikin
 N7..... L.....7-27Southern Illinois

1943

No contests played

1944

Charles Lantz, head coach 1-3
 S23..... W.....12-0Western Illinois
 S30..... L.....12-15at Southern Illinois
 O7..... L.....6-25at Northern Illinois
 O14..... L.....7-40Illinois Wesleyan

1945

James Goff, head coach 2-3-2
 O6..... L.....6-26Indiana State
 O13..... L.....12-7Butler
 O20..... T.....0-0Southern Illinois
 O27..... L.....0-20Illinois Wesleyan
 N3..... T.....6-6at Western Illinois
 N10..... L.....6-12at Illinois State
 N17..... W.....19-14Northern Illinois

1946

'Pat' O'Brien, head coach 2-6
 S28..... L.....12-19Butler
 O4..... L.....0-26at Northern Illinois
 O11..... W.....20-12Western Illinois
 O19..... W.....7-0Millikin
 O26..... L.....13-26Illinois State
 N2..... L.....0-20at Southern Illinois
 N9..... L.....0-13Indiana State
 N15..... L.....13-38at Murray State

1947

'Pat' O'Brien, head coach 2-6
 S27..... L.....13-14Eastern Kentucky
 O4..... L.....13-21at Ball State
 O11..... L.....13-14Indiana State
 O18..... L.....13-14Millikin
 O25..... W.....13-6Illinois State
 N8..... L.....6-25at Northern Illinois
 N15..... L.....13-33at Southern Illinois
 N22..... W.....19-0Western Illinois

1948

'Pat' O'Brien, head coach 7-3
 S18..... W.....19-6Saint Joseph
 S25..... L.....14-25at Eastern Kentucky
 O2..... W.....12-0Ball State
 O9..... W.....7-0at Western Illinois
 O16..... W.....15-6Northern Illinois
 O23..... W.....13-7at Illinois State
 O30..... L.....20-21Indiana State
 N6..... W.....27-7Millikin
 N13..... W.....38-0Southern Illinois
 N25..... L.....0-6Illinois Wesleyan +
 + - 'Corn Bowl' participant played Thanksgiving Day (Bloomington, Ill.)

1949

'Pat' O'Brien, head coach 3-5
 S24..... L.....13-19Quincy
 O1..... L.....6-12Saint Joseph
 O8..... W.....7-6Illinois State
 O22..... W.....26-13at Southern Illinois
 O29..... W.....33-0Indiana State
 N5..... L.....0-14Western Illinois
 N12..... L.....14-40at Northern Illinois
 N19..... L.....13-47at Ball State

1950

'Pat' O'Brien, head coach 5-3
 S23..... W.....35-6Ball State
 S30..... W.....28-25Quincy
 O7..... L.....0-18Emporia
 O14..... L.....21-23at Illinois State
 O21..... W.....47-0Indiana State
 N4..... W.....21-7Southern Illinois
 N11..... W.....0-13Western Illinois
 N18..... W.....34-13Northern Illinois

1951

Rex Darling, head coach 4-2-2 / 2-2-2
 S29..... L.....7-21Northern Illinois
 O6..... W.....19-12Eastern Michigan
 O13..... L.....27-59at Central Michigan
 O19..... W.....28-21Northwest Missouri
 O27..... W.....47-19at Southern Illinois
 N3..... T.....21-21Western Illinois
 N10..... T.....28-28at Illinois State
 N17..... W.....46-6Millikin
 - - IIAC contest

1952

'Pat' O'Brien, head coach 2-7 / 1-5
 S27..... W.....28-19Millikin
 O4..... L.....13-18Scott Field
 O11..... L.....7-13at Eastern Michigan
 O18..... L.....19-27Northeast Missouri
 O25..... L.....7-22Southern Illinois
 N1..... L.....6-7Western Illinois
 N8..... L.....0-41Central Michigan
 N15..... L.....26-27Illinois State
 N22..... W.....7-0at Northern Illinois
 - - IIAC contest

1953

'Pat' O'Brien, head coach 1-8 / 0-6
 S26..... L.....0-30Lincoln (MO)
 O3..... L.....6-33at Central Michigan
 O10..... L.....6-34Eastern Michigan
 O17..... L.....2-7Northeast Missouri
 O24..... W.....20-6Illinois-Chicago
 O31..... L.....0-6at Southern Illinois
 N7..... L.....12-19Western Illinois
 N14..... L.....0-20at Illinois State
 N21..... L.....6-19Northern Illinois
 - - IIAC contest

1954

'Pat' O'Brien, head coach 2-6-1 / 1-4-1
 L.....7-40Indiana State
 L.....7-19Kalamazoo
 O2..... L.....0-60Central Michigan
 O9..... L.....0-33at Eastern Michigan
 W.....40-6Illinois-Chicago
 O30..... L.....6-20Southern Illinois
 N6..... T.....13-13at Western Illinois
 N13..... L.....7-13Illinois State
 N20..... W.....28-9at Northern Illinois
 - - IIAC contest

1955

'Pat' O'Brien, head coach 3-6 / 1-5
 S24..... W.....15-0Kalamazoo
 O1..... L.....7-40at Evansville
 O8..... L.....13-16at Illinois State
 O15..... L.....13-26at Southern Illinois
 O22..... W.....33-13Indiana State
 O29..... L.....7-14Eastern Michigan
 N5..... W.....14-0Northern Illinois
 N12..... L.....14-48at Central Michigan
 N19..... L.....7-13Western Illinois
 - - IIAC contest

1956

Keith Smith, head coach 2-7 / 2-4
 S22..... L.....7-14at Indiana State
 S29..... L.....13-46at Southeast Missouri
 O6..... W.....14-6Illinois State
 O13..... L.....0-33Southern Illinois
 O20..... L.....21-29Evansville
 O27..... L.....0-65at Eastern Michigan
 N3..... W.....13-6at Northern Illinois
 N10..... L.....7-38Central Michigan
 N17..... L.....14-58at Western Illinois
 - - IIAC contest

1957

Ralph Kohl, head coach 0-8 / 0-6
 S21..... L.....0-14at Indiana State
 S28..... L.....0-41Southeast Missouri
 O5..... L.....20-27Northern Illinois
 O12..... L.....6-27Southern Illinois
 O19..... L.....0-39Eastern Michigan
 O26..... L.....13-21Western Illinois
 N2..... L.....6-61Central Michigan
 N9..... L.....7-39at Illinois State
 - - IIAC contest

1958

Ralph Kohl, head coach 2-6 / 1-5
 S20..... W.....30-8Indiana State
 S27..... L.....6-21at Austin Peay
 O4..... L.....12-24at Northern Illinois
 O11..... L.....8-29Southern Illinois
 O18..... L.....0-33at Eastern Michigan
 O25..... L.....0-34at Western Illinois
 N1..... L.....8-27Central Michigan
 N9..... W.....20-12Illinois State
 - - IIAC contest

1959

Ralph Kohl, head coach 3-5-1 / 1-4-1
 S19..... W.....7-6at Indiana State
 S26..... L.....8-12Austin Peay
 O3..... W.....12-8Ball State
 O10..... L.....6-38Northern Illinois
 O17..... L.....0-7Southern Illinois
 O24..... L.....8-28Western Illinois
 O31..... W.....32-6Eastern Michigan
 N7..... L.....0-26Central Michigan
 N14..... T.....6-6Illinois State
 - - IIAC contest

1960

Ralph Kohl, head coach 2-7 / 1-5
 S17..... W.....14-0Indiana State
 S24..... L.....0-27at Wittenberg (OH)
 O1..... L.....6-14at Ball State
 O8..... L.....20-28at Northern Illinois
 O15..... L.....8-52Southern Illinois
 O22..... W.....8-0at Eastern Michigan
 O29..... L.....6-43at Western Illinois
 N5..... L.....12-35Central Michigan
 N12..... L.....6-26Illinois State
 - - IIAC contest

1961

Ralph Kohl, head coach 4-3-1 / 3-2-1
 S23..... W.....23-20at Indiana State
 S30..... L.....0-18Illinois State
 O7..... L.....16-20Ferris State
 O14..... T.....20-20Northern Illinois
 O21..... L.....6-34Southern Illinois
 O28..... W.....20-14Eastern Michigan
 N4..... W.....12-0Western Michigan
 N11..... W.....22-13Central Michigan
 - - IIAC contest

1962

Ralph Kohl, head coach 1-7 / 0-5
 S22..... W.....13-0Indiana State
 S29..... L.....0-6Illinois State
 O6..... L.....0-28at Bradley
 O13..... L.....0-21at Northern Illinois
 O20..... L.....7-28Hope College
 O27..... L.....0-14at Eastern Michigan
 N3..... L.....0-44at Western Illinois
 N10..... L.....23-35Central Michigan
 - - IIAC contest

1963

Ralph Kohl, head coach 2-7 / 1-3
 S21..... L.....6-14at Indiana State
 S28..... L.....14-28Central State (OH)
 O5..... L.....15-35at Central Michigan
 O12..... W.....14-13at Illinois State
 O19..... W.....20-6Ferris State
 O26..... L.....0-43Northern Illinois
 N2..... L.....7-14at Hillsdale
 N9..... L.....6-15at Hope College
 N16..... L.....7-22Western Illinois
 - - IIAC contest

1964

Ralph Kohl, head coach 3-6 / 1-3
 S19..... L.....14-25Indiana State
 S26..... W.....27-26at Central State (OH)
 O3..... W.....17-14Central Michigan
 O10..... L.....7-8WI-Milwaukee
 O17..... L.....23-25Illinois State
 O24..... L.....14-35at Northern Illinois
 O31..... L.....14-41Hillsdale
 N7..... W.....27-6at Ferris State
 N14..... L.....14-30at Western Illinois
 - - IIAC contest

1965

Clyde Biggers, head coach 3-5 / 1-3
 S18..... L.....0-17at Indiana State
 S25..... W.....35-22Ferris State
 O2..... W.....28-24at WI-Milwaukee
 O9..... W.....8-7at Illinois State
 O16..... L.....7-42Northwood Institute
 O23..... L.....8-28Western Illinois
 O30..... L.....11-20Northern Illinois
 N6..... L.....6-48at Central Michigan
 - - IIAC contest

1966

Clyde Biggers, head coach 1-6-1 / 1-1-1
 S17..... L.....0-32Indiana State
 S24..... L.....7-17at Ferris State
 O1..... L.....3-7WI-Milwaukee
 O8..... T.....0-0Illinois State
 O15..... L.....27-34at Northwood Institute
 O22..... W.....16-6at Western Illinois
 N5..... L.....10-30Central Michigan
 N12..... L.....13-17at Eastern Michigan
 - - IIAC contest

1967

Clyde Biggers, head coach.....2-6 / 1-2
 S16... L...6-41...at Indiana State
 S23... L...6-31...at WI-Milwaukee
 S30... L...12-28...at Eastern Michigan
 O7... L...0-21...at Central Michigan
 O14... L...6-28...at Illinois State
 O21... L...12-20...at Bradley
 O28... L...12-7...at Western Illinois
 N4... T...6-6...at Illinois-Chicago
 N11... W...20-14...at Wayne State
 * - IIAAC contest

1968

Clyde Biggers, head coach.....4-5 / 1-2
 S14... L...0-23...at Indiana State
 S21... W...15-14...at WI-Milwaukee
 S28... L...0-6...at Fairmont State
 O5... L...16-23...at Central Michigan
 O12... L...14-41...at Illinois State
 O19... L...28-37...at Bradley
 O26... W...14-8...at Western Illinois
 N2... W...8-7...at Illinois-Chicago
 N9... W...60-19...at Wayne State
 * - IIAAC contest

1969

Clyde Biggers, head coach.....2-7
 S14... L...6-41...at Indiana State
 S20... L...20-21...at WI-Milwaukee
 S27... W...52-6...at Illinois-Chicago
 O4... L...14-41...at Central Missouri
 O11... W...8-7...at Northeast Missouri
 O18... L...0-37...at Illinois State
 O25... L...0-44...at Central Michigan
 N1... L...6-44...at Western Illinois
 N8... L...14-24...at Northern Michigan

1970

Clyde Biggers, head coach.....2-8
 S12... L...18-28...at Indiana State
 S19... W...19-14...at WI-Milwaukee
 S26... W...20-6...at Illinois-Chicago
 O3... L...17-27...at Central Missouri
 O10... L...14-28...at Northeast Missouri
 O17... L...20-29...at Illinois State
 O24... L...34-58...at Central Michigan
 O31... L...14-31...at Western Illinois
 N7... L...22-35...at Northern Michigan
 N14... L...12-35...at Fairmont State
First season at O'Brien Field

1971

Clyde Biggers, head coach.....4-6
 S11... W...27-10...at WI-Stevens Point
 S18... L...7-28...at Indiana State
 S25... L...19-22...at WI-Milwaukee
 O2... W...43-21...at Illinois-Chicago
 O9... L...6-17...at Illinois State
 O16... W...19-14...at Evansville
 O23... L...14-47...at Central Michigan
 O30... W...32-21...at SW Missouri
 N6... L...6-14...at Western Illinois
 N13... L...7-24...at Central Missouri

Poke Cobb (30) makes a run through the gap against Delaware in the 1978 NCAA Division II National Championship Game. EIU won 10-9 over the Blue Hens with Cobb rushing for 101 yards and a fourth quarter touchdown.



1972

Jack Dean, head coach.....1-9
 S16... L...14-17...at Indiana State
 S23... L...16-17...at WI-Milwaukee
 S30... W...28-13...at Illinois-Chicago
 O7... L...11-38...at Illinois State
 O14... L...20-31...at Evansville
 O21... L...0-63...at Central Michigan
 O28... L...37-41...at SW Missouri
 N4... L...14-56...at Quantico Marines
 N11... L...14-35...at Central Missouri
 N18... L...13-42...at Western Illinois

1973

Jack Dean, head coach.....2-9
 S8... L...20-21...at WI-Stevens Point
 S15... L...0-17...at Indiana State
 S22... L...14-21...at WI-Milwaukee
 S29... W...40-8...at Illinois-Chicago
 O6... L...17-47...at Delta State
 O13... L...14-27...at Youngstown State
 O20... L...0-17...at Illinois State
 O27... W...34-14...at Saint Joseph's (IN)
 N3... L...10-14...at Wayne State
 N10... L...7-22...at Northern Michigan
 N17... L...13-56...at Western Illinois

1974

Jack Dean, head coach.....3-6-1
 S7... L...14-19...at Central Missouri
 S14... L...6-21...at Indiana State
 S21... L...0-33...at WI-Milwaukee
 O5... L...3-28...at Western Illinois
 O12... W...13-3...at Delta State
 O19... W...14-9...at Illinois State
 O26... T...10-10...at Ferris State
 N2... L...3-13...at Youngstown State
 N9... W...17-0...at Missouri-Rolla
 N16... L...0-13...at Murray State

1975

John Konstantinos, head coach.....3-5-2
 S6... L...8-14...at Northern Iowa
 S13... L...22-38...at Northern Michigan
 S27... T...7-7...at Southwest Missouri
 O4... L...18-23...at Central Missouri
 O11... L...0-37...at Tennessee Tech
 O18... T...3-3...at Western Illinois
 O25... W...17-3...at Ferris State
 N8... W...24-14...at Missouri-Rolla
 N15... W...14-6...at Murray State
 N22... L...13-31...at Illinois State

1976

John Konstantinos, head coach.....5-6
 S4... W...17-16...at Cameron
 S11... W...24-14...at Northeast Missouri
 S25... W...41-0...at Southwest Missouri
 O2... W...41-14...at Central Missouri
 O9... L...14-41...at Tennessee Tech
 O16... L...10-14...at Western Illinois
 O23... W...24-8...at Central State (OH)
 O30... L...10-30...at Northern Michigan
 N6... L...14-36...at Youngstown State
 N13... L...27-28...at Butler
 N20... L...8-13...at Illinois State

1977

John Konstantinos, head coach.....1-10
 S3... L...0-20...at Illinois State
 S10... L...7-10...at Northeast Missouri
 S17... L...21-31...at Northern Iowa
 S24... L...24-25...at Central State (OH)
 O1... L...14-28...at Western Illinois
 O15... L...10-31...at Cameron (OK)
 O22... L...14-24...at Wayne State
 O29... L...13-31...at Butler
 N5... L...22-52...at Youngstown State
 N12... L...7-35...at Murray State
 N19... W...17-0...at Evansville

1978

Darrell Mudra, head coach.....12-2 / 3-2
 S2... W...41-16...at Central State (OH)
 S9... W...42-3...at Butler
 S16... W...38-22...at Northern Iowa
 S23... W...29-12...at Northeast Missouri
 S30... L...16-17...at Akron
 O7... L...24-40...at Youngstown State
 O21... W...42-34...at Northern Michigan
 O28... W...34-14...at Wayne State
 N4... W...42-7...at Illinois State
 N11... W...35-14...at Murray State
 N18... W...40-12...at Western Illinois
 N25... W...35-31...at California-Davis
 D2... W...26-22...at Youngstown State
 D9... W...10-9...vs. Delaware
 * - AMCU contest
 + - NCAA II National Championship

NCAA II NATIONAL CHAMPIONSHIP

EIU 35 • UC Davis 31
 November 25, 1978 • Davis, California

Leading just 14-10 at the half, the Panthers erupted for three third-quarter big-play touchdowns en route to a 35-31 first-round victory over California-Davis... in that quarter, Mark Campana returned a punt 72 yards for a TD, Scott McGhee caught a 42 yard halfback TD pass from Poke Cobb and Jeff Forster caught a 37 yarder from QB Steve Turk... earlier Turk (15-39-1 for 164 yards) had hit McGhee on a 25 yard TD pass... Cobb ran for 56 yards and caught three for 40 yards in addition to the TD pass... the Panthers' defense intercepted three passes and recovered three fumbles.

EIU 26 • Youngstown St. 22
 December 2, 1978 • O'Brien Stadium

Mark Campana's game opening 90-yard-TD kickoff return set the tone as the Panthers knocked off Mid-Continent rival Youngstown State, 26-22, on a rainy and blustery day before an ABC-TV regional audience... trailing 22-14, Steve Turk hit James Warring for a 12 yard TD, pulling to 22-20... then on the first play following the kick-off, Tom Pettigrew recovered a fumble at the YSU 9... three plays later, Poke Cobb scored the winning TD at 4:04 from the 3 yard line... Warring, ABC-TV offensive "Player of the Game" caught 10 passes for 107 yards, while DE Pete Catan, with 10 tackles and two QB sacks, was defensive "Player of the Game"... DT Randy Melvin led with 17 tackles.

EIU 10 • Delaware 9
 December 9, 1978 • Longview, Texas

The Panthers put the capstone on the most incredible season ever, winning the NCAA National Championship 10-9 in front of an ABC-TV national audience... EIU finished 12-2 after going 1-10 the previous year... Poke Cobb, who rushed for 101 yards, scored on a one yard TD run early in the fourth quarter to put the Panthers ahead but victory was not assured until Delaware's Brandt Kennedy missed a 45 FG with nine seconds... EIU's defense limited Delaware's vaunted Wing-T offense to just 155 yards rushing and forced five fumbles... LB Ray Jeske was in on 21 tackles... altogether the Panthers set 25 school records with Cobb, James Warring, and Pete Catan named All-Americans.

1979

Darrell Mudra, head coach.....7-4 / 1-4
 S1... W...24-15...at South Dakota
 S8... W...38-0...at Butler
 S15... W...58-21...at Wayne State
 S22... W...46-3...at Northeast Missouri
 S29... W...22-14...at Southern Illinois
 O6... L...7-10...at Western Illinois
 O20... W...39-21...at Northern Michigan
 O27... L...7-10...at Northern Iowa
 N3... L...21-49...at Youngstown State
 N10... W...24-0...at Illinois State
 N17... L...16-27...at Akron
 * - AMCU contest

1980

Darrell Mudra, head coach.....11-3 / 4-0
 S6... W...34-21...at South Dakota
 S13... L...35-37...at Southern Illinois
 S20... L...0-14...at Indiana State
 S27... W...41-7...at Northeast Missouri
 O4... W...31-14...at Illinois State
 O11... W...40-15...at Central State (OH)
 O18... W...37-7...at Western Illinois
 O25... W...32-7...at Youngstown State
 N1... W...35-28...at Northern Michigan
 N8... W...14-9...at Northern Iowa
 N15... W...52-13...at Augustana (SD)
 N29... W...21-14...at Northern Colorado
 D6... W...56-31...at North Alabama
 D13... L...13-21...vs. Cal Poly
 * - AMCU contest
 + - NCAA Division II National Runner-Up

NCAA II NATIONAL RUNNER-UP

EIU 21 • Northern Colorado 14
 November 29, 1980 • O'Brien Stadium

The Panthers, ranked No. 1 in the nation and paced by a tenacious defense, held Northern Colorado to 144 yards and recorded 13 tackles for loss, including six QB sacks, in a 21-14 victory televised by ESPN... QB Chuck Wright threw a 13 yard TD pass to Scott McGhee and then scored on a one yard run... DT Randy Melvin had 11 tackles including three for a loss.

EIU 56 • North Alabama 31
 December 6, 1980 • Florence, Alabama

Top-ranked EIU outscored No. 3 North Alabama, 28-7, in the second half to roll to a 56-31 semifinal victory...the Panthers had 489 yards total offense...Kevin Staple ran for TDs of 3 and 7 yards and rushed for 120...Otis Grant caught eight for 103 yards and one TD while Scott McGhee had four for 91 yards with two TDs...North Alabama had only 66 yard of total offense in the second half... DT Randy Melvin led the Panthers with 13 tackles... OT Steve Parker was the ABC-TV Offensive "Player of the Game."

Cal Poly 21 • EIU 13
 December 13, 1980 • Albuquerque, NM

The dream of a second national title in three years came to an end as Cal Poly San Luis Obispo upset the Panthers 21-13...Cal Poly's Robbie Martin was a one-man wrecking crew... he returned eight punts for 97 yards including a 42 yarder for a TD, and then caught seven passes for 164 yards including TDs of 33 and 58 yards...the Panthers lost three scoring opportunities when they fumbled twice within the five yard line and were intercepted on the 15...Rod Slaughter caught six passes for 122 yards and ran for 75.

Complete results are incomplete and/or unavailable for the 1899-1916 seasons

O CONFERENCE

AFFILIATIONS:

AMCU - Association of Mid-Continent Universities
 IIAAC - Interstate Intercollegiate Athletic Conference

1978 NCAA Division II National Champions 117

A Cinderella Story... words that could easily describe the Eastern Illinois football program's rise from mediocrity to the top of the NCAA Division II football world.

The Panthers entered the 1978 season much like any other season mired in a 16-year string of consecutive losing seasons with only two winning seasons since 1951.

The first step in changing Panther football was the hiring of head coach Darrell Mudra who immediately hired former Eastern Illinois student and football team member Mike Shanahan as his offensive coordinator.

EIU opened the season on a roll with convincing wins over Central State, 42-16 and Butler, 42-3. A strong 38-22 win over Northern Iowa in a conference football game gave the program some confidence that things were headed in the right direction.

A 4-0 start followed the next week with a 29-12 win over Northeast Missouri giving the Panthers their second 4-0 start in three seasons. The 1976 squad also opened the year 4-0 but would win only one game the remainder of the year to finish at 5-6.

Shades of that season resonated in Panther fans minds as EIU dropped back-to-back games in weeks five and six to Akron and Youngstown State. However unlike their 1976 counterparts, this Panther squad would regroup and not taste defeat again.

Mike Shanahan's offensive unit continued to click as the Panthers put up 40 or more points in three of their next five victories with wins over Northern Michigan, Wayne State, Illinois State, Murray State and Western Illinois.

The following week EIU received only its second post-season bid as the Panthers were invited to the NCAA Division II playoffs as only the top eight teams received invitations. The Panthers only other post-season experience had been way back in 1948 when they lost in the Corn Bowl to Illinois Wesleyan, 6-0.


EIU hit the road to open the championship run with a 35-31 victory at UC Davis. The Panthers then returned home to face Youngstown State in the semifinals, a team that had defeated EIU earlier in the season 40-24 in Youngstown.

This time EIU had the home field advantage and the Panthers were able to hang on for a 26-22 win in front of a national audience as the game was carried nationwide on ABC. Following the game EIU fans stormed the field and dismantled the goal posts.

That win set up a meeting with Division II power Delaware and after a tightly fought contest the game came down to a field goal by Delaware's Brandt Kennedy that sailed right from 45-yards. With that, "David had beaten Goliath" and Eastern Illinois had done the impossible with a 10-9 national championship victory in Longview, Texas.

Following the season EIU players earned All-American honors including running back Poke Cobb, wide receiver James Warring and defensive lineman Pete Catan. Catan, Cobb, Warring and quarterback Steve Turk all ranked among the national leaders in several statistical categories.

Darrell Mudra was later inducted into the College Football Hall of Fame.



Top: Eastern Illinois NCAA Division II National Champions
Middle: EIU Coaching Staff.

Bottom: EIU team members shown here at the Governor's Mansion following Eastern's win over Delaware.

KEY TO CONFERENCE AFFILIATIONS:

AMCU - Association of Mid-Continent Universities

GFC - Gateway Football Conference

OVC - Ohio Valley Conference

1981**Darrell Mudra**, head coach.. **6-5 / 2-1**

S 5.....	W.....	19-17.....	at South Dakota
S 12.....	W.....	24-13.....	Southwest Missouri •
S 19.....	L.....	14-21.....	at Northeast Missouri
S 26.....	W.....	58-0.....	Central State (OH)
O 10.....	L.....	3-25.....	at Illinois State
O 17.....	W.....	20-8.....	Western Illinois •
O 24.....	L.....	16-48.....	at Youngstown State
O 31.....	L.....	17-38.....	at Northern Iowa •
N 7.....	W.....	42-14.....	Ferris State
N 14.....	L.....	14-27.....	Indiana State
N 21.....	W.....	24-16.....	Delaware State

• - AMCU contest

First season of competition in NCAA I-AA

1982**Darrell Mudra**, head coach.. **11-1-1 / 2-0-1**

S 4.....	W.....	27-14.....	Illinois State
S 11.....	W.....	18-17.....	Northeast Missouri
S 18.....	W.....	27-0.....	Wayne State
S 25.....	T.....	10-10.....	at Northern Iowa •
O 2.....	W.....	27-23.....	at Youngstown State
O 9.....	W.....	18-0.....	Akron
O 16.....	W.....	16-12.....	at Indiana State
O 23.....	W.....	31-7.....	at Western Illinois •
O 30.....	W.....	20-7.....	Southern Illinois
N 6.....	W.....	36-7.....	at SW Missouri •
N 13.....	W.....	73-0.....	Kentucky State
N 27.....	W.....	16-13 (OT).....	Jackson State +
D 4.....	L.....	19-20.....	at Tennessee State +

• - AMCU contest

+ - NCAA I-AA Quarterfinalist

NCAA I-AA QUARTERFINALIST

EIU Panthers 16 • Jackson State 13 (overtime)

November 27, 1982 • O'Brien Stadium

In their first year in NCAA I-AA, the Panthers took a 10-0-1 record and No. 5 ranking into the playoffs and relied on Dave Strauch's 23 yard field goal in overtime to knock off No. 8 Jackson State, 16-13. Strauch redeemed himself after a missed 22 yard attempt with four seconds left in regulation...QB Jeff Christensen completed 26-50, a NCAA I-AA tournament record for passes attempted, for 308 yards and one TD...Jerry Wright caught 10 for 130 yards.

Tennessee State 20 • EIU Panthers 19
December 4, 1982 • Nashville, Tennessee

In another evenly matched playoff, the Panthers suffered a heartbreaking 20-19 loss to No. 4 ranked Tennessee State...QB Jeff Christensen (27-48-3 for 264 yards) had pulled the Panthers to within one with a six yard TD toss to Jerry Wright midway through the final quarter...but he was intercepted in the closing minutes on the TSU-20, and then the Panthers' Dave Strauch had a 44 yard field goal blocked with just seconds left...Kevin Staple ran for 112 yards, and Wright caught 19 for 136 yards...this game was later forfeited by TSU due to an ineligible player.



The 1982 Panthers run defense (shown here against Akron) set an NCAA record in EIU's final regular season win over Kentucky State. In that game, EIU held the Thorobreds offense to negative 12 yards of total offense during a 73-0 romp. That defensive unit registered 71 total sacks while ranking second in the NCAA in scoring defense at 8.8 points per game. The Panthers would climb to No. 5 in the final regular-season poll with six total All-Americans on that squad.

1983**Al Molde**, head coach..... **9-3 / 3-0**

S 3.....	W.....	38-7.....	at Illinois State
S 10.....	L.....	14-17.....	at Southern Illinois
S 17.....	W.....	35-21.....	Grand Valley State
S 24.....	W.....	42-0.....	at NE Missouri
O 1.....	W.....	21-20.....	Youngstown State
O 8.....	W.....	10-7.....	at Akron
O 15.....	W.....	13-0.....	Northern Iowa •
O 22.....	W.....	20-0.....	Western Illinois •
O 29.....	L.....	13-17.....	Indiana State
N 5.....	W.....	12-3.....	Southwest Missouri •
N 12.....	W.....	34-14.....	at Western Kentucky
N 26.....	L.....	13-16 (2OT).....	at Indiana State +

• - AMCU contest

+ - NCAA I-AA First Round

NCAA I-AA FIRST ROUND

Indiana State 16 • EIU Panthers 13 (double overtime)

November 26, 1983 • Terre Haute, Indiana

In one of the most dramatic I-AA playoff games in history, Indiana State eliminated the Panthers in double overtime, 16-13...trailing 7-0 in the 4th, Sean Payton came off the bench to toss a game tying 20 yard TD pass to Roger Holoman...ISU's Scott Bridges kicked an 18 yard FG with 3:12 left, but EIU's Henry Castellanos sent it into overtime with a 33 yard pressure FG with one second remaining...ISU got the ball first and Bridges kicked a 26 yarder, but Castellanos countered with a 40 yarder to conclude the first OT...EIU obtained first possession and Payton was intercepted...Bridges' 25 yard FG then won the game.

1984**Al Molde**, head coach..... **6-5 / 2-1**

S 1.....	W.....	35-9.....	at Grand Valley State
S 8.....	L.....	17-24.....	at Indiana State
S 15.....	W.....	33-7.....	Northeast Missouri
S 22.....	L.....	17-38.....	at Toledo
S 29.....	W.....	44-33.....	Ferris State
O 6.....	L.....	21-34.....	Illinois State
O 13.....	L.....	40-48.....	Southern Illinois
O 20.....	W.....	14-0.....	at Western Illinois •
O 27.....	L.....	28-29.....	at Southwest Missouri •
N 3.....	W.....	27-17.....	Northern Iowa •
N 10.....	W.....	50-19.....	Western Kentucky

• - AMCU contest

1985**Al Molde**, head coach..... **6-5 / 2-3**

S 7.....	L.....	24-31.....	at Northeast Missouri
S 14.....	W.....	39-7.....	Indiana State
S 21.....	W.....	35-27.....	Saginaw Valley
S 28.....	L.....	13-42.....	at Southern Illinois •
O 5.....	L.....	20-44.....	at Kansas
O 12.....	W.....	21-14.....	Illinois State •
O 19.....	W.....	28-27.....	Southwest Missouri •
O 26.....	L.....	20-34.....	Western Illinois •
N 2.....	W.....	27-12.....	Northern Michigan
N 9.....	L.....	20-21.....	at Northern Iowa •
N 16.....	W.....	14-13.....	at Western Kentucky

• - GFC contest

AMCU renamed as Gateway Football Conference

1986**Al Molde**, head coach..... **11-2 / 5-1**

A 30.....	L.....	20-23.....	at Illinois State •
S 6.....	W.....	41-31.....	Northern Missouri
S 13.....	W.....	24-21.....	at Northern Michigan
S 20.....	W.....	52-7.....	Southern Illinois •
O 4.....	W.....	40-15.....	Liberty
O 11.....	W.....	31-30.....	Northern Iowa •
O 18.....	W.....	37-3.....	at Western Illinois •
O 25.....	W.....	34-20.....	at SW Missouri •
N 1.....	W.....	64-0.....	Winona State
N 8.....	W.....	31-14.....	at Indiana State •
N 15.....	W.....	35-18.....	Western Kentucky
N 29.....	W.....	28-21.....	Murray State +
D 6.....	L.....	22-24.....	Eastern Kentucky +

• - GFC contest

+ - NCAA I-AA Quarterfinalists

NCAA I-AA QUARTERFINALIST

EIU Panthers 28 • Murray State 21

November 29, 1986 • O'Brien Stadium

After losing the season opener, the Panthers won ten straight to enter the playoffs ranked No. 3, the highest ever in I-AA, but still needed a James Marble seven yard TD run with seven minutes to go to pull out a 28-21 win over Murray State...Sean Payton was 30-54 for 398 yards as EIU rolled up 537 yards total offense...Marable ran for 110 yards, Calvin Pierce caught 11 for 149 and Roy Banks had eight for 121...Dan Polewski led with 14 tackles while Aaron Thomas had 13.

Eastern Kentucky 24 • EIU Panthers 22
December 6, 1986 • O'Brien Stadium

The Panthers were eliminated in the closing seconds by Eastern Kentucky, 24-22, when a Sean Payton point after pass to DuWayne Pitts was incomplete...one official ruled a pass interference in the end zone, but another official overruled on the grounds the ball was not catchable...trailing 24-10, EIU rallied as Payton (24-40, 341 yards) hit Roy Banks on a 24 yard TD pass with 9:08 remaining...with 27 seconds left, Payton again hit Banks on a potential game-tying nine-yard TD pass...Banks caught nine for 117 and Calvin Pierce had eight catches for 177.

1987**Bob Spoo**, head coach..... **5-6 / 3-3**

S 5.....	L.....	3-24.....	at San Jose State
S 12.....	W.....	16-10.....	at Northeast Missouri
S 19.....	W.....	15-9.....	Illinois State •
S 26.....	W.....	17-14.....	at Liberty
O 3.....	L.....	10-24.....	at Akron
O 10.....	L.....	12-21.....	Western Illinois •
O 17.....	W.....	20-14.....	Indiana State •
O 24.....	W.....	7-3.....	Southwest Missouri •
O 31.....	L.....	17-19.....	at Northern Iowa •
N 7.....	L.....	27-32.....	Southern Illinois •
N 14.....	L.....	15-30.....	at Western Kentucky

• - GFC contest

1988**Bob Spoo**, head coach..... **5-6 / 2-4**

S 3.....	W.....	16-7.....	at Illinois State •
S 10.....	W.....	44-0.....	Austin Peay
S 17.....	W.....	28-27.....	Liberty
S 24.....	L.....	13-33.....	Youngstown State
O 1.....	L.....	12-24.....	at Indiana State •
O 8.....	W.....	34-3.....	Southern Illinois •
O 15.....	L.....	8-45.....	at Western Illinois •
O 22.....	L.....	15-17.....	Northern Iowa •
O 29.....	L.....	21-41.....	at Southwest Missouri •
N 5.....	W.....	6-0.....	Western Kentucky
N 12.....	L.....	7-12.....	at Boise State

• - GFC contest

1989

Bob Spoo , head coach.....	9-4 / 4-2
S 2..... W..... 36-0..... at Austin Peay	
S 9..... W..... 20-10..... Northwestern State (La.)	
S 16..... L..... 17-20..... at Southern Illinois •	
S 23..... W..... 21-7..... Indiana State •	
S 30..... W..... 14-13..... Illinois State •	
O 7..... L..... 7-9..... at Liberty	
O 14..... W..... 21-17..... Akron	
O 21..... W..... 31-5..... Western Illinois •	
O 28..... L..... 28-31..... at Northern Iowa •	
N 11..... W..... 16-15..... Southwest Missouri •	
N 18..... W..... 10-7..... at Western Kentucky	
N 25..... W..... 38-21..... at Idaho +	
D 2..... L..... 19-25..... at Montana +	
• - GFC contest	
+ - NCAA I-AA Quarterfinalist	

NCAA I-AA QUARTERFINALIST

EIU Panthers 38 • Idaho 21
November 25 • Moscow, Idaho

After two pressure-packed season-ending wins against SMS and WKU, the No. 15 ranked Panthers played one of their best games of the season, knocking off No. 4 ranked Idaho, 38-21 in the first round of the play-offs... Jamie Jones had a career high 154 yards rushing, 64 receiving, and 15 in kick-off returns to account for 233 all-purpose... EIU rushed for 230 and Eric Arnold passed for 211, including a game opening 74 yard TD to Jason Cook... the defense held Idaho to 14 points under its season average and intercepted four passes.

Montana 25 • EIU Panthers 19
December 2, 1989 • Missoula, Montana

A stout Montana defense held the Panthers to 258 yards total offense and held on for a 25-19 quarterfinal win to eliminate EIU from the NCAA-I AA playoffs... Jeff Mills led the defense, getting in on 17 tackles... Ray D'Alesio kicked a 31 yard field goal with 1:16 left in the game, but an on-side kick attempt failed to go ten yards, and Montana ran out the clock.

1990

Bob Spoo , head coach.....	5-6 / 3-3
S 1..... L..... 17-28..... at Northern Illinois	
S 8..... W..... 23-22..... at Northwestern State (La.)	
S 15..... L..... 7-15..... McNeese State	
S 22..... L..... 10-14..... at Murray State	
S 29..... L..... 7-28..... at Illinois State •	
O 6..... W..... 27-17..... at Western Illinois •	
O 13..... W..... 31-22..... Indiana State •	
O 20..... W..... 14-3..... Southern Illinois •	
O 27..... L..... 10-16..... Northern Iowa •	
N 3..... W..... 28-6..... Western Kentucky	
N 10..... L..... 6-48..... at Southwest Missouri •	
• - GFC contest	

1991

Bob Spoo , head coach.....	4-7 / 2-4
A 31..... W..... 62-16..... Lock Haven	
S 7..... L..... 13-42..... at Iowa State	
S 14..... W..... 31-12..... Eastern Washington	
S 21..... L..... 27-28..... at Murray State	
O 5..... L..... 15-16..... Western Illinois •	
O 12..... L..... 15-16..... at Indiana State •	
O 19..... W..... 37-28..... Illinois State •	
N 2..... L..... 30-31..... at Southern Illinois •	
N 9..... L..... 26-28..... at Western Kentucky	
N 16..... W..... 35-29..... Southwest Missouri •	
N 23..... L..... 17-18..... at Northern Iowa •	
• - GFC contest	

1992

Bob Spoo , head coach.....	5-6 / 2-4
S 5..... W..... 14-9..... at Austin Peay	
S 12..... L..... 28-63..... at Marshall	
S 19..... W..... 48-9..... Murray State	
S 26..... L..... 7-48..... at Illinois State •	
O 3..... L..... 46-47..... Southern Illinois •	
O 10..... W..... 31-28..... Indiana State •	
O 17..... L..... 24-28..... at Western Illinois •	
O 24..... L..... 10-13..... at Southwest Missouri •	
O 31..... L..... 19-28..... at Youngstown State	
N 7..... W..... 21-15..... Northern Iowa •	
N 14..... W..... 28-7..... Western Kentucky	
• - GFC contest	

1993

Bob Spoo , head coach.....	3-7-1 / 2-3-1
S 2 ^..... W..... 34-17..... at Murray State	
S 11..... L..... 7-49..... at McNeese State	
S 18..... L..... 10-31..... at Navy	
S 25..... L..... 14-28..... Western Illinois •	
O 2..... L..... 24-27..... at Indiana State •	
O 16..... L..... 27-31..... at Northern Iowa •	
O 23..... T..... 17-17..... Illinois State •	
O 30..... W..... 35-13..... Southwest Missouri •	
N 6..... L..... 26-34..... Northwestern Louisiana	
N 13..... L..... 14-28..... at Western Kentucky	
N 20..... W..... 42-35..... at Southern Illinois •	
• - GFC contest	
^ - Thursday Game	

1994

Bob Spoo , head coach.....	6-5 / 4-2
S 1 ^..... L..... 15-31..... Murray State	
S 10..... L..... 20-22..... at Texas-EI Paso	
S 17..... W..... 45-10..... Lock Haven	
S 24..... L..... 17-49..... at Northern Illinois	
O 1..... W..... 38-21..... at Southwest Missouri •	
O 8..... L..... 7-19..... Northern Iowa •	
O 22..... L..... 13-23..... at Western Illinois •	
O 29..... W..... 30-21..... Indiana State •	
N 5..... W..... 16-13..... at Illinois State •	
N 12..... W..... 28-20..... Western Kentucky	
N 19..... W..... 24-3..... Southern Illinois •	
• - GFC contest	
^ - Thursday Game	

1995

Bob Spoo , head coach.....	10-2 / 5-1
A 31 ^..... W..... 31-13..... at Austin Peay	
S 9..... W..... 34-18..... Southeast Missouri	
S 16..... W..... 30-22..... Tennessee-Martin	
S 23..... W..... 9-7..... Southwest Missouri •	
S 30..... W..... 33-27..... Central State (OH)	
O 7..... L..... 7-17..... at Northern Iowa •	
O 14..... W..... 35-9..... at Western Kentucky	
O 28..... W..... 31-10..... Illinois State •	
N 4..... W..... 20-17..... Western Illinois •	
N 11..... W..... 42-21..... at Southern Illinois •	
N 18..... W..... 27-6..... at Indiana State •	
N 25..... L..... 29-34..... at Stephen F. Austin +	
• - GFC contest	
^ - Thursday Game	
+ - NCAA I-AA First Round	

NCAA I-AA FIRST ROUND

Stephen F. Austin 34 • EIU Panthers 29
November 25, 1995 • Nacogdoches, Texas

The Panthers battled back from a 34-15 fourth quarter deficit but fell just short and were eliminated 34-29 in the first round of the I-AA playoffs... EIU scored twice in the last seven minutes and had the ball at midfield when Pete Mauch's pass was intercepted with 1:30 left... Willie High rushed 25 times for 182 yards and Mauch threw for 166 yards including the two fourth quarter TD passes of 10 and 25 yards to Charlie Roche and Tom Hess, respectively.

1996

Bob Spoo , head coach.....	8-4 / 6-2
A 29 ^..... W..... 28-20..... at Western Michigan	
S 7..... W..... 41-31..... Pittsburg State (KS)	
S 14..... W..... 35-16..... Indiana State #	
S 28..... W..... 38-0..... at Tennessee-Martin •	
O 12..... L..... 7-10..... Western Illinois	
O 19..... L..... 28-35..... Murray State •	
O 26..... W..... 35-27..... at Tennessee Tech •	
N 2..... W..... 42-7..... at Austin Peay •	
N 9..... W..... 41-21..... at Southeast Missouri •	
N 16..... L..... 24-31..... at Middle Tennessee •	
N 23..... W..... 45-21..... Eastern Kentucky •	
N 30..... L..... 14-21..... at Northern Iowa +	
• - OVC contest	
# - substitute OVC opponent	
^ - Thursday Game	
+ - NCAA I-AA First Round	
<i>First season in the Ohio Valley Conference</i>	

NCAA I-AA FIRST ROUND

Northern Iowa 21 • EIU Panthers 14
November 30, 1996 • Cedar Falls, Iowa

The Panthers again came up empty on their first round playoff game at the UNI-Dome, losing to Northern Iowa, 21-14... EIU had the ball for 41:20 minutes to UNI's 18:40, and had 80 plays to Northern Iowa's 51, but could not stop the big play... the Panthers turned the ball over three times in the fourth quarter but still had a chance at the end as they had a first and goal from the four yard line but could not get the ball into the endzone in three tries before time expired.

1997

Bob Spoo , head coach.....	8-3 / 5-2
A 28 ^..... L..... 0-41..... at Western Illinois	
S 6..... W..... 42-6..... Tennessee-Martin •	
S 13..... W..... 41-20..... Saint Joseph's (IN)	
S 20..... W..... 25-14..... at Illinois State	
S 27..... W..... 10-7..... at Tennessee Tech •	
O 4..... W..... 32-7..... at Southeast Missouri •	
O 18..... W..... 30-17..... Middle Tennessee •	
O 25..... W..... 42-14..... Austin Peay	
N 1..... W..... 21-14..... at Indiana State #	
N 8..... L..... 17-24..... at Murray State •	
N 22..... L..... 7-49..... Eastern Kentucky •	
• - OVC contest	
# - substitute OVC opponent	
^ - Thursday Game	

1998

Bob Spoo , head coach.....	6-5 / 4-3
S 3 ^..... W..... 24-7..... Saint Joseph's (IN)	
S 12..... L..... 0-48..... at Central Florida	
S 19..... W..... 24-10..... at Northern Illinois	
S 26..... W..... 13-6..... Tennessee Tech •	
O 3..... W..... 35-33..... Southeast Missouri •	
O 17..... L..... 22-36..... Illinois State	
O 24..... W..... 35-32..... at Middle Tennessee •	
O 31..... L..... 21-27..... Tennessee State •	
N 7..... L..... 21-35..... Murray State •	
N 14..... W..... 56-35..... at Tennessee-Martin •	
N 21..... L..... 24-28..... at Eastern Kentucky •	
• - OVC contest	
^ - Thursday Game	

1999

Bob Spoo , head coach.....	2-10 / 2-5
S 2 ^..... L..... 17-33..... at Central Michigan	
S 11..... L..... 27-31..... at Hawaii	
S 18..... L..... 6-34..... Southern Illinois	
S 25..... W..... 42-21..... Tennessee-Martin •	
O 2..... L..... 21-31..... at Central Florida	
O 9..... L..... 25-43..... at Tennessee State •	
O 16..... L..... 32-37..... at Murray State •	
O 23..... L..... 7-14..... Tennessee Tech •	
O 30..... L..... 15-38..... Western Kentucky •	
N 6..... L..... 38-45..... at Southeast Missouri •	
N 13..... L..... 17-24..... Illinois State	
N 20..... W..... 20-14..... at Eastern Kentucky •	
• - OVC contest	
^ Thursday Game	
<i>100th year of Panther Football</i>	

2000

Bob Spoo , head coach	8-4 / 6-1
A 31 ^.....W.....42-24.....at Indiana State	
S 9.....W.....72-0.....Kentucky Wesleyan	
S 16.....L.....26-31.....at Toledo	
S 23.....W.....42-7.....at Tennessee-Martin •	
O 7.....W.....33-19.....Tennessee State •	
O 14.....W.....48-7.....Murray State •	
O 21.....W.....27-16.....at Tennessee Tech •	
O 28.....L.....12-34.....at Western Kentucky •	
N 4.....W.....38-9.....Southeast Missouri •	
N 11L.....41-44 (2-OT).....at Illinois State	
N 18.....W.....49-6.....Eastern Kentucky •	
N 25.....L.....13-45.....at Montana +	
• - OVC contest	
^ - Thursday Game	
+ - NCAA I-AA First Round	

NCAA I-AA FIRST ROUND

Montana 45 • EIU Panthers 13
November 25, 2000 • Missoula, Montana

No. 1 ranked Montana ended the Panthers trip to the 2000 NCAA I-AA playoffs as the Grizzlies scored four second half touchdowns en route to a 45-13 victory... Eastern's Tony Romo threw for 212 yards and two TDs but the Panthers could only generate 99 yards rushing...Andre Raymond had 108 all-purpose yards and Nick Ricks had 10 tackles including three for loss...Obinno Coley intercepted two passes and knocked down three.

2001

Bob Spoo , head coach	9-2 / 6-0
S 8.....W.....44-14.....Indiana State	
S 15.....at Illinois State (cancelled due to 9/11 tragedy)	
S 22.....W.....21-14.....at Eastern Kentucky •	
S 29.....W.....44-33.....Tennessee Tech •	
O 6.....L.....7-40.....at San Diego State	
O 13.....W.....12-0.....Southeast Missouri •	
O 20.....W.....49-21.....at Southern Illinois	
O 27.....W.....52-49.....Tennessee State •	
N 1 ^.....W.....56-16.....at Tennessee-Martin •	
N 10.....W.....38-10.....at Florida Atlantic	
N 17.....W.....37-6.....Murray State •	
D 1.....L.....43-49.....Northern Iowa +	
• - OVC contest	
^ - Thursday Game	
+ - NCAA I-AA First Round	

NCAA I-AA FIRST ROUND

Northern Iowa 49 • EIU Panthers 43
December 1, 2001 • O'Brien Stadium

Both teams marched up and down the field all day long but the Panthers came up just short losing to Northern Iowa, 49-43, in the first round of the 2001 NCAA I-AA playoffs at O'Brien Stadium. The two teams combined for 92 points and 1001 total yards but EIU could not contain Adam Benghe who rushed for 177 yards and four touchdowns. Trailing 49-36, Eastern stopped the visiting purple Panthers at midfield with five minutes remaining and drove 49 yards in eight plays to score on a three yard pass from Tony Romo to Brandon Robinson to pull within six at 49-43 with 1:29 left in the game. But UNI recovered the onside kick and ran out the clock. Romo completed 22-34-2 for 386 yards and five touchdown passes. Frank Cutolo caught 11 passes for 217 yards and three TDs. J.R. Taylor ran 22 times for 154 yards and Robinson returned six kickoffs for 142 yards. Fred Miller led the defense with 15 tackles.

2002

Bob Spoo , head coach	8-4 / 5-1
A 31.....L.....36-61.....at Hawai'i	
S 14.....L.....13-63.....at Kansas State	
S 21.....W.....26-19.....Indiana State	
S 28.....W.....45-10.....Illinois State	
O 5.....W.....35-28.....at Tennessee Tech •	
O 12.....W.....25-24.....Eastern Kentucky •	
O 19.....W.....44-27.....at Southeast Missouri •	
N 2.....W.....54-48.....at Tennessee State •	
N 9.....W.....55-43.....Tennessee-Martin •	
N 16.....W.....47-6.....Florida Atlantic	
N 23.....L.....35-37.....at Murray State •	
N 30.....L.....9-48.....at Western Illinois +	
• - OVC contest	
+ - NCAA I-AA First Round	

NCAA I-AA FIRST ROUND

Western Illinois 48 • EIU Panthers 9
November 30, 2002 • Macomb, Illinois

The Panthers could not stop Western Illinois' No. 2 ranked Leathernecks resulting in a 48-9 first round loss in Macomb. The WIU defense held the Panthers offense to its lowest point total of the year. EIU had only 56 yards rushing and just one touchdown, a third quarter 30 yard pass from Tony Romo to Andre Raymond. He completed 21-44 passes for 220 yards but was sacked three times, fumbled once and threw an interception. Raymond had three kickoff returns for 108 yards and caught seven passes for 77 yards but had minus 29 yards rushing. J.R. Taylor, the nation's No. 2 rusher, had 88 yards on 18 carries. WIU (11-1) scored two of its seven touchdowns on punt returns, one of which came on a blocked punt. The Leathernecks had 365 yards total offense to 276 for EIU. Western had significant field position all day due partially to the cold, windy weather conditions. WIU's punter averaged 43.7 yards on six kicks while EIU had a 24.9 average for 12 punts. Nick Ricks led the defense with nine tackles while Terrance Sanders came off the bench to get eight.

2003

Bob Spoo , head coach	4-8 / 3-5
A 30.....W.....27-0.....California (PA)	
S 13.....L.....0-37.....at Missouri	
S 20.....L.....14-21.....Illinois State	
S 27.....L.....7-23.....at Indiana State	
O 4.....L.....17-30.....at Southeast Missouri •	
O 11.....L.....0-41.....Eastern Kentucky •	
O 18.....W.....27-17.....at Murray State •	
O 25.....W.....29-12.....Tennessee-Martin •	
N 1.....L.....14-24.....at Tennessee State •	
N 8.....W.....37-10.....Tennessee Tech •	
N 15.....L.....24-36.....at Jacksonville State •	
N 22.....L.....14-17.....Samford •	
• - OVC contest	

2004

Bob Spoo , head coach	5-6 / 4-4
S 11.....L.....30-33 (OT) ...Indiana State	
S 18.....L.....31-35.....at Illinois State	
S 25.....W.....31-28.....at Eastern Michigan	
O 2.....W.....35-28.....Southeast Missouri •	
O 9.....L.....6-49.....at Eastern Kentucky •	
O 16.....W.....24-9.....Murray State •	
O 23.....L.....14-32.....at Tennessee-Martin •	
O 30.....W.....34-24.....Tennessee State •	
N 6.....L.....37-40 (OT) ...at Tennessee Tech •	
N 13.....L.....21-31.....Jacksonville State •	
N 20.....W.....28-14.....at Samford •	
• - OVC contest	

2005

Bob Spoo , head coach	9-3 / 8-0
S 1 ^.....W.....24-13.....at Indiana State	
S 10.....L.....10-45.....at Brigham Young	
S 17.....L.....6-27.....Illinois State	
S 24.....W.....43-14.....Samford •	
O 8.....W.....48-24.....at Southeast Missouri •	
O 15.....W.....53-22.....Eastern Kentucky •	
O 22.....W.....35-28.....at Murray State •	
O 29.....W.....26-7.....Tennessee-Martin •	
N 5.....W.....27-3.....at Tennessee State •	
N 12.....W.....31-20.....Tennessee Tech •	
N 19.....W.....10-6.....at Jacksonville State •	
N 26.....L.....6-21.....Southern Illinois +	
• - OVC contest	
^ - Thursday Game	
+ - NCAA I-AA First Round	

NCAA I-AA FIRST ROUND

Southern Illinois 21 • EIU Panthers 6
November 26, 2005 • O'Brien Stadium

Eastern's defense held Southern Illinois to just 298 yards total yards but tailback Arkee Whitlock ran for three touchdowns as the Salukis eliminated the Panthers, 21-6, in the first round of the NCAA I-AA playoffs. Eastern took the opening drive and got on the scoreboard first with a 32 yard field goal by Zach Yates at 10:13 of the first quarter. Whitlock, who rushed for 89 yards, scored on a six yard run with one minute left to give SIU a 7-3 lead. His five yard run early in the third quarter put Southern up 14-3. The Panthers responded again with a 34 yard field goal by Tyler Wilke to cut the lead to 14-6. SIU's Craig Coffin missed a 39 yard field goal attempt but the Saluki defense forced Eastern into a fourth and five situation from its own 26 yard line with just under nine minutes remaining. The Panthers faked a punt but punter Tom Schofield's pass was incomplete giving SIU the ball. The Salukis drove 26 yards in just five plays with Whitlock scoring on a three yard run with 5:13 left in the game. The Panthers ran 72 plays to Southern's 55. Neither team could get much going on the ground as SIU had just 109 yards rushing compared to just 100 for the Eastern.

2006

Bob Spoo , head coach	8-5 / 7-1
Mark Hutson - acting head coach	
S 2.....L.....17-42.....at Illinois	
S 9.....W.....31-21.....Indiana State	
S 16.....L.....30-44.....at Illinois State	
S 23.....W.....24-13.....at Samford •	
S 30.....L.....9-44.....at Hawai'i	
O 7.....W.....21-0.....Southeast Missouri •	
O 14.....W.....28-21.....at Eastern Kentucky •	
O 21.....W.....20-10.....Murray State •	
O 28.....L.....9-15.....at Tennessee Martin •	
N 4.....W.....29-3.....Tennessee State •	
N 11.....W.....38-14.....at Tennessee Tech •	
N 18.....W.....28-24.....Jacksonville State •	
N 25.....L.....13-24.....Illinois State +	
• - OVC contest	
+ - NCAA FCS First Round	

NCAA FCS FIRST ROUND

Illinois State 24, EIU Panthers 13
November 25, 2006 • O'Brien Stadium

Eastern Illinois fans thought the Panthers had secured their first NCAA playoff win since the 1989 season when senior corner back Terrance Sanders scored on an 87 yard interception return in the fourth quarter. Illinois State (9-3) was able to battle back with a go ahead touchdown with just over two minutes remaining to crush the Panthers (8-5) dreams with a 24-13 win. In a day when offensive scoring was at a premium, Illinois State was able to score the game's only offensive touchdown as Pierre Rembert capped a four play, 49-yard drive with a 18 yard run up the middle. That gave the Redbirds a 17-13 lead. Eastern Illinois attempted to mount a game winning drive of its own but Jesse Caesar picked off a Cole Stinson pass and raced 45 yards for an insurance touchdown. Jason Tate had scored on a 41-yard interception return with 5:35 left in the second quarter to give ISU a 10-6 halftime lead.

2007

Bob Spoo, head coach..... 8-4 / 7-1
 A 30^A..... W..... 45-25..... Tennessee Tech •
 S 8..... L..... 6-52..... at Purdue
 S 15..... L..... 21-24..... Illinois State
 S 22..... W..... 54-20..... at Indiana State
 S 29..... W..... 31-16..... at Southeast Missouri •
 O 6..... L..... 21-28..... Eastern Kentucky •
 O 13..... W..... 27-24..... at Murray State •
 O 20..... W..... 29-23..... Tennessee Martin •
 O 27..... W..... 38-35..... at Tennessee State •
 N 10..... W..... 37-23..... at Jacksonville State •
 N 17..... W..... 33-17..... Samford •
 N 24..... L..... 11-30..... at Southern Illinois +
 • - OVC contest
 ^ - Thursday Game
 + - NCAA FCS First Round

NCAA FCS First Round

Southern Illinois 30, Eastern Illinois 11
 November 24 • Carbondale, Illinois

Eastern Illinois made its third straight FCS playoff appearance and was matched against No. 4 national seed Southern Illinois. The Salukis converted two first half EIU turnovers into ten points and led 20-0 at the break en route to a 30-11 win. EIU scored on a Tyler Wilke field goal in the third quarter and Jordan Campanella touchdown reception midway through the fourth but never threatened. SIU outgained EIU 402-179 in total offense.

2008

Bob Spoo, head coach..... 5-7 / 3-5
 A 28^A..... L..... 12-31..... at Central Michigan
 S 5..... L..... 21-47..... at Illinois
 S 13..... W..... 38-3..... Indiana State
 S 20..... W..... 25-21..... at Illinois State
 S 27..... L..... 10-23..... Jacksonville State •
 O 9^A..... L..... 26-29..... at UT Martin •
 O 18..... W..... 24-21..... Southeast Missouri •
 O 25..... L..... 7-20..... at Eastern Kentucky •
 N 1..... W..... 34-6..... Murray State •
 N 8..... L..... 24-45..... at Tennessee State •
 N 15..... L..... 13-15..... Austin Peay •
 N 22..... W..... 38-20..... at Tennessee Tech •
 • - OVC contest
 ^ - Thursday Game

2009

Bob Spoo, head coach..... 8-4 / 6-2
 S 3^A..... W..... 31-6..... Illinois State
 S 12..... W..... 31-0..... at Indiana State
 S 19..... W..... 23-14..... at Southeast Missouri •
 S 26..... W..... 30-20..... at Austin Peay •
 O 3..... L..... 31-36..... Eastern Kentucky •
 O 10..... L..... 3-52..... at Penn State
 O 17..... W..... 23-15..... Tennessee Tech •
 O 24..... W..... 28-20..... at Jacksonville State •
 O 31..... W..... 16-10..... at Murray State •
 N 14..... W..... 49-13..... UT Martin •
 N 19^A..... L..... 10-21..... Tennessee State •
 N 28..... L..... 7-48..... at Southern Illinois +
 • - OVC contest
 ^ - Thursday Game
 + - NCAA FCS First Round

NCAA FCS First Round

Southern Illinois 48, Eastern Illinois 7
 November 28 • Carbondale, Illinois

Eastern Illinois scored on its first offensive possession on an 11-yard end-around by Lorence Ricks on fourth down as the Panthers struck early at No. 1 Southern Illinois. Following that drive EIU would turn the ball over six times including five fumbles as the Salukis scored 48 unanswered points with drives starting inside of Panther territory. Mon Williams finished with 107 yards rushing but EIU was outgained on the ground 323 to 109. Nick Nasti led EIU with 14 tackles including 10 solo stops.

2010

Bob Spoo, head coach..... 2-9 / 2-6
 S 4..... L..... 7-37..... at Iowa
 S 11..... L..... 7-37..... Central Arkansas
 S 18..... L..... 10-20..... at UT Martin •
 S 24..... L..... 23-28..... Jacksonville State •
 O 2..... L..... 13-28..... Southeast Missouri •
 O 9..... L..... 7-35..... at Eastern Kentucky •
 O 16..... L..... 20-34..... at Tennessee Tech •
 O 23..... L..... 28-38..... Murray State •
 O 30..... W..... 28-10..... Austin Peay •
 N 6..... W..... 31-28 (ot) at Tennessee State •
 N 13..... L..... 23-27..... at Illinois State
 • - OVC contest

2011

Bob Spoo, head coach..... 2-9 / 1-7
 S 1^A..... W..... 33-26..... Illinois State
 S 10..... L..... 21-42..... at Northwestern
 S 17..... L..... 20-31..... Tennessee Tech •
 S 24..... L..... 21-28..... at Jacksonville State •
 O 1..... L..... 30-37..... at Southeast Missouri •
 O 8..... L..... 16-48..... Eastern Kentucky •
 O 15..... L..... 27-36..... at Murray State •
 O 22..... L..... 23-24..... UT Martin •
 O 29..... W..... 19-10..... at Austin Peay •
 N 5..... L..... 17-18..... Tennessee State •
 N 11..... L..... 28-45..... at Southern Illinois
 • - OVC contest
 ^ - Thursday Game

2012

Dino Babers, head coach..... 7-5 / 6-1
 A 30^A..... W..... 49-28..... Southern Illinois
 S 8..... L..... 21-52..... at Western Michigan
 S 15..... L..... 51-54 (2ot) at Illinois State
 S 22..... W..... 50-49 (ot) Murray State •
 S 29..... W..... 65-15..... Austin Peay •
 O 6..... L..... 37-51..... at UT Martin •
 O 13..... W..... 31-28..... Jacksonville State •
 O 27..... W..... 24-7..... at Eastern Kentucky •
 N 3..... W..... 31-24..... at Tennessee Tech •
 N 10..... W..... 39-20..... Southeast Missouri •
 N 17..... L..... 30-48..... at Central Arkansas
 N 24..... L..... 10-58..... at South Dakota State +
 • - OVC contest
 ^ - Thursday Game
 + - NCAA FCS First Round

NCAA FCS First Round

South Dakota State 58, Eastern Illinois 10
 November 24 • Brookings, South Dakota

South Dakota State broke open a 10-3 game with 24 unanswered points in the second quarter as the Jackrabbits beat Eastern Illinois in the opening round of the FCS playoffs. EIU scored to open the second quarter on a Cameron Berra field goal. Jake Walker added a touchdown run early in the fourth quarter to account for EIU's scoring. Zach Zenner rushed for 295 yards and three touchdowns to pace the SDSU offense. Walker had 125 yards rushing for EIU while Erik Lora hauled in 12 passes for 133 yards.

2013

Dino Babers, head coach..... 12-2 / 8-0
 A 31..... W..... 40-19..... at San Diego State
 S 7..... W..... 40-37 (2ot) at Southern Illinois
 S 14..... W..... 57-24..... Illinois State
 S 21..... L..... 39-43..... at Northern Illinois
 S 28..... W..... 42-7..... Eastern Kentucky •
 O 10^A..... W..... 63-7..... at Austin Peay •
 O 19..... W..... 55-33..... Southeast Missouri •
 O 26..... W..... 34-16..... at Tennessee State •
 N 2..... W..... 56-21..... Tennessee Tech •
 N 9..... W..... 37-17..... at Murray State •
 N 16..... W..... 52-14..... Jacksonville State •
 N 23..... W..... 70-22..... at UT Martin •
 D 7..... W..... 51-10..... Tennessee State +
 D 13..... L..... 39-49..... Towson #
 • - OVC contest
 ^ - Thursday Game
 + - NCAA FCS Second Round
 # - NCAA FCS Quarterfinal Round

NCAA FCS Second Round

Eastern Illinois 51, Tennessee State 10
 December 7 • Charleston, Illinois

Eastern Illinois snapped a long FCS playoff drought with a 51-10 victory over Tennessee State in the FCS 2nd round. The Panthers the No. 2 seed in this year's field jumped out to a 37-0 lead at halftime. Jimmy Garoppolo threw for three first half touchdowns hitting Erik Lora, Jeff LePak and Adam Drake. The Panthers tacked on a special teams touchdown as DJ Bland blocked a punt that Anthony Goodman scooped up and scored on from five yards out. Shepard Little rushed for 184 yards and two second half touchdowns as EIU won in the playoffs for the first time since 1989. The Panthers stuffed the TSU run allowing just 45 yards on the ground and 287 yards of total offense. It was the most points EIU has scored in a playoff game and the least number of points the Panthers defense has allowed in the FCS playoffs.

NCAA FCS Quarterfinal

Towson 49, Eastern Illinois 39
 December 13 • Charleston, Illinois

Eastern Illinois jumped out to a 14-0 first quarter lead but the Panthers could not slow down Towson running back Terrance West during a 49-39 loss in the FCS quarterfinals. West rushing for an FCS playoff record 354 yards and five touchdowns. Walter Payton Award winning quarterback Jimmy Garoppolo did all he could for the Panthers offense passing for 321 yards with two passing touchdowns and two rushing touchdowns. Senior wide receiver Erik Lora ended his career with 18 catches for 129 yards and one score. EIU tied the game to open the second half and closed to within 3 points to open the fourth quarter. EIU's defense could not find an answer for West or the Tigers as they rushed for 472 total yards and seven rushing touchdowns.

2014

Kim Dameron, head coach..... 5-7 / 5-3
 A 28..... L..... 20-42..... at Minnesota ^
 S 6..... L..... 21-38..... Southern Illinois
 S 13..... L..... 15-34..... at Illinois State
 S 20..... W..... 63-7..... Austin Peay •
 S 27..... L..... 19-34..... at Ohio
 O 11..... L..... 33-36 (ot) at Eastern Kentucky •
 O 18..... W..... 52-13..... at Southeast Missouri •
 O 25..... W..... 28-3..... Tennessee State •
 N 1..... W..... 41-10..... at Tennessee Tech •
 N 8..... W..... 48-26..... Murray State •
 N 15..... L..... 20-27..... at Jacksonville State •
 N 22..... L..... 16-37..... UT Martin •
 • - OVC contest
 ^ - Thursday Game

2015
Kim Dameron, head coach..... **7-5 / 7-1**
S 3^..... L 5-33..... at Western Illinois
S 12..... L 0-41..... at Northwestern
S 19..... L 33-36 ot..... Illinois State
O 3..... W 40-16..... at Austin Peay •
O 10..... W 33-28..... Southeast Missouri •
O 17..... W 25-22 ot..... at Tennessee State •
O 24..... W 51-20..... Tennessee Tech •
O 31..... W 34-20..... at Murray State •
N 7..... L 3-24..... Jacksonville State •
N 14..... W 23-21..... at UT Martin •
N 21..... W 21-7..... Eastern Kentucky •
N 28..... L 17-53..... at Northern Iowa +
• - OVC contest
^ - Thursday Game
+ - NCAA FCS First Round

NCAA FCS First Round
Northern Iowa 53, Eastern Illinois 17
November 28 • Cedar Falls, Iowa

Northern Iowa took advantage of two Eastern Illinois miscues in the final three minutes of the opening half to slowly pull away for a 53-17 win over EIU. EIU led 7-0 on a short Devin Church touchdown. The Panthers trailed 10-7 with 2:37 left in the first half when two turnovers and a short punt led to three UNI scores to end the half. EIU cut the second half lead to 23-10 on a Nick Bruno field goal before UNI pulled away for the easy win. Jalen Whitlow passed for 252 yards. Jourdan Wickliffe had ten tackles.

EASTERN ILLINOIS NCAA FCS PLAYOFFS HISTORY

2015

1st Round @ Cedar Falls, Iowa -- Northern Iowa def. Eastern Illinois, 53-17

2013

2nd Round @ Charleston, Ill. -- Eastern Illinois def. Tennessee State, 51-10
Quarterfinal @ Charleston, Ill. -- Towson def. Eastern Illinois, 49-39

2012

1st Round @ Brookings, SD. -- South Dakota State def. Eastern Illinois, 58-10

2009

1st Round @ Carbondale, Ill. -- Southern Illinois def. Eastern Illinois, 48-7

2007

1st Round @ Carbondale, Ill. -- Southern Illinois def. Eastern Illinois, 30-11

2006

1st Round @ Charleston, Ill. -- Illinois State def. Eastern Illinois, 24-13

2005

1st Round @ Charleston, Ill. -- Southern Illinois def. Eastern Illinois, 21-6

2002

1st Round @ McComb, Ill. -- Western Illinois def. Eastern Illinois, 48-9

2001

1st Round @ Charleston, Ill. -- Northern Iowa def. Eastern Illinois, 49-43

2000

1st Round @ Missoula, Mont. -- Montana def. Eastern Illinois, 45-13

1996

1st Round @ Cedar Falls, Iowa -- Northern Iowa def. Eastern Illinois, 21-14

1995

1st Round @ Nacogdoches, Texas -- Stephen F. Austin def. Eastern Illinois, 34-29

1989

1st Round @ Moscow, Idaho -- Eastern Illinois def. Idaho, 38-21
Quarterfinal @ Missoula, Mont. -- Montana def. Eastern Illinois, 25-19

1986

1st Round @ Charleston, Ill. -- Eastern Illinois def. Murray State, 28-21
Quarterfinal @ Charleston, Ill. -- Eastern Kentucky def. Eastern Illinois, 24-22

1983

1st Round @ Terre Haute, Ind. -- Indiana State def. Eastern Illinois, 16-13 (OT)

1982

1st Round @ Charleston, Ill. -- Eastern Illinois def. Jackson State, 16-13 (OT)
Quarterfinal @ Nashville, Tenn. -- Tennessee State def. Eastern Illinois, 20-19
TSU win later vacated due to use of ineligible player

All-Time FCS Playoff Record: 4-16

Home Record: 3-5

Road Record: 1-11

Division II Playoffs

1978 (National Champions)

Eastern Illinois def. UC Davis, 35-31

Eastern Illinois def. Youngstown State, 26-22

Eastern Illinois def. Delaware, 10-9

1980 (National Runners-up)

Eastern Illinois def. Northern Colorado, 21-14

Eastern Illinois def. Northern Alabama, 56-31

Cal Poly def. Eastern Illinois, 21-13

*** Note *** Eastern Illinois has now made the NCAA FCS Playoffs 16 times since joining that level of football in 1981. The 16 playoff appearances currently ranks 6th all-time and fourth among active FCS schools.

ALL-TIME NCAA PLAYOFF APPEARANCES (By School)

School.....# Appearances (Last)

Montana 24 (2015)

Eastern Kentucky 21 (2014)

* Appalachian State 20 (2012)

* Georgia Southern 19 (2012)

Northern Iowa 18 (2015)

EASTERN ILLINOIS 16 (2015)

McNeese State 16 (2015)

Furman 16 (2013)

Delaware 15 (2010)

New Hampshire 14 (2015)

Jackson State 12 (1997)

Youngstown State 11 (2006)

* Idaho 11 (1995)

** currently plays at the FBS level*

NCAA PLAYOFF APPEARANCES SINCE 2000 (By School)

School.....# Appearances (Last)

Montana 14 (2015)

New Hampshire 12 (2015)

Appalachian State * 11 (2012)

EASTERN ILLINOIS 10 (2015)

McNeese State 9 (2015)

Georgia Southern * 8 (2012)

** moved to the FBS level in 2013*

EASTERN ILLINOIS NCAA FCS PLAYOFF RECORDS

SINGLE GAME RECORDS

PASSING YARDS

398..... Sean Payton vs. Murray State (Nov. 29, 1986)

PASSING TOUCHDOWNS

5..... Tony Romo vs. Northern Iowa (Dec. 1, 2001)

PASSING COMPLETIONS

38..... Jimmy Garoppolo vs. Towson (Dec. 13, 2013)

RUSHING YARDS

184..... Shepard Little vs. Tennessee State (Dec. 7, 2013)

TOUCHDOWNS

3..... Frank Cutolo vs. Northern Iowa (Dec. 1, 2001)

RECEPTIONS

18..... Erik Lora vs. Towson (Dec. 13, 2013) (FCS Record)

RECEIVING YARDS

217..... Frank Cutolo vs. Northern Iowa (Dec. 1, 2001)

LONGEST FIELD GOAL

47..... Zach Yates vs. Illinois State (Nov. 25, 2006)

TACKLES

17..... Tristan Burge vs. Illinois State (Nov. 25, 2006)
..... Jeff Mills at Montana (Dec. 2, 1989)

SOLO TACKLES

10..... Jourdan Wickliffe at Northern Iowa (Nov. 28, 2015)
10..... Nick Nasti at Southern Illinois (Nov. 28, 2009)

SACKS

2..... Pierre Walters vs. Illinois State (Nov. 25, 2006)

INTERCEPTIONS

2..... Donald Thomas vs. Illinois State (Nov. 25, 2006)
..... Obinno Coley at Montana (Nov. 25, 2000)

CAREER RECORDS

PASSING YARDS

873..... Sean Payton (1983-86)

PASSING TOUCHDOWNS

8..... Tony Romo (2000-02)

PASSING COMPLETIONS

80..... Jimmy Garoppolo (2010-13)

RUSHING YARDS

242..... Shepard Little (2013)

TOUCHDOWNS

3..... Frank Cutolo (2000-01)

RECEPTIONS

36..... Erik Lora (2009-13)

RECEIVING YARDS

366..... Erik Lora (2009-13)

FIELD GOALS MADE

5..... Dave Straugh (1982)

TACKLES

43..... Jeff Mills (1986-89)

SOLO TACKLES

21..... Nick Ricks (2000-02)

SACKS

2..... Pierre Walters (2006-07)

INTERCEPTIONS

2..... Donald Thomas (2006-07)
..... Obinno Coley (2000)



Coach Bob Spoo and the Panthers celebrate the first of four Ohio Valley Conference championships back in 2001. The 2001 EIU squad swept the OVC winning all six league games. It was Eastern's first undefeated conference title since the 1983 Panthers won every game in the former Mid-Continent Conference.




Wide receiver Erik Lora set the FCS single season record for pass receptions during the 2012 season. He ended his career in an FCS playoff quarterfinal round loss to Towson setting the FCS single game playoff record with 18 pass receptions.



2nd Annual Corn Bowl
November 25, 1948 (Thanksgiving Day)

Illinois Wesleyan - 6
Eastern Illinois - 0

Eastern Illinois (the champion of the Illinois Intercollegiate Athletic Conference) and Illinois Wesleyan (the champion of the College Conference of Illinois) met on the gridiron on Thanksgiving Day, 1948 in the second annual Corn Bowl played in Bloomington, Illinois. The 8,000 fans attending that day's game marked the largest crowd in the existence of the short-lived bowl sponsored by the Hybird Seed Corn Breeders Company.



Bob Lush scored the game's lone touchdown plunging over from 1-yard out with 1:20 left to play in the fourth quarter to give Illinois Wesleyan the 6-0 win.

EIU would drive the ball inside the IWU 35 yard line on four occasions during the game including reaching the 2-yard line where the Panthers were turned away. IWU's other scoring chance included a missed 24-yard field goal.

EIU passed for only 63 yards on the day and the ground game which had carried the Panthers to the IIAC regular season title was shut down.

EIU's starting 11 in the contest were - Gross and Cox (ends), Carlyle and Pitol (tackles), Sexson (center), Tschannen and Baker (guards), Sweet (fullback), Lopinski (quarterback), Johnson and Benoche (halfbacks).

All-Time Corn Bowl Results

1947 - Southern Illinois 21 North Central College 0
1948 - Illinois Wesleyan 6 Eastern Illinois 0
 1949 - Western Illinois 13 Wheaton 0
 1950 - Missouri-Rolla 7 Illinois State 6
 1951 - Lewis 21 William Jewell 12
 1953 - Western Illinois 32 Iowa Wesleyan 0
 1955 - Luther 24 Western Illinois 20

1978 D-II Quarterfinals
Nov. 25, 1978
Eastern Illinois 35
UC Davis 31



Davis, Calif.
ToomeyField (A: 8,500)

Scoring	1	2	3	4	Final
Eastern Illinois	7	7	21	0	35
UC Davis	10	0	0	21	31

FIRST QUARTER

UCD - Holmquist 44 field goal (11:29)
 EIU - McGhee 25 pass from Turk (DiMartino kick) (4:40)
 UCD - Austin 6 run (Holmquist kick) (0:43)

SECOND QUARTER

EIU - Denton 1 run (3:18)

THIRD QUARTER

EIU - Campana 72 punt return (DiMartino kick) (13:34)
 EIU - McGhee 42 pass from Cobb (DiMartino kick) (11:56)
 EIU - Forster 37 pass from Turk (DiMartino kick) (4:53)

FOURTH QUARTER

UCD - Ellison 62 pass from Moroski (Holmquist kick) (14:20)
 UCD - Wheeler 1 run (Moroski run) (10:15)
 UCD - Ellison 4 pass from Lucido (run failed) (0:01)

TEAM STATSEIU UCD

First Downs	17	15
Rushes-Yards	47-115	27-74
Passing-Yards	206	358
Comp-Att-Int	16-40-1	25-50-3
Total Offense	321	432
Fumbles-Lost	1-0	3-3
Penalties-Yards	3-38	9-106
Int Returns-Yards-TD	3-85-0	1-10-0
Time of Possession	31:11	28:49
Sacks-Yards	n/a	n/a

LEADERS

RUSHING (No-Yds-TD)

EIU - Cobb (22-56-0), Forster (12-30-0)
 UCD - Wheeler (12-44-0), Austin (8-30-0)

PASSING (Att-Cmp-Int-Yds-TD)

EIU - Turk (39-15-1-164-2), Cobb (1-1-0-42-1)
 UCD - Moroski (49-24-3-354-1)

RECEIVING (No-Yds-TD)

EIU - Forster (5-54-1), McGhee 3-80-2)
 UCD - Ellison (9-168-2), Zimmerman (5-64-0)

DEFENSE (Tackles - Solo, Assist, TFL)

EIU - Defensive stats not available
 UCD - Defensive stats not available

RECAP

Mark Campana returned a punt 72-yards for a touchdown to open the third quarter and Eastern Illinois tacked on two more touchdowns as the Panthers knocked off UC Davis 35-31 in the NCAA Division II playoff opening round. Leading 14-10 at the half, EIU increased the lead to 21-10 on Campana's long punt return. EIU then recovered a fumble on the next UCD drive and scored on a halfback pass from Poke Cobb to Scott McGhee covering 42 yards. EIU's final score in the quarter was on a Steve Turk screen pass to Jeff Forster. UC Davis scored three touchdowns in the fourth quarter including one in the final five seconds to close the game. It marked EIU's first post-season win and only second post-season appearance in school history following a loss in the 1948 Corn Bowl.

1978 D-II Semifinals

Dec. 2, 1978

Youngstown State 22
 Eastern Illinois 26



Charleston, Ill.
 O'Brien Field (A: 8,000)

Scoring	1	2	3	4	Final
Youngstown State	6	13	3	0	22
Eastern Illinois	14	0	0	12	26

FIRST QUARTER

EIU - Campana 90 kick return (DiMartino kick) (14:48)
 YSU - Robson 1 run (kick failed) (4:08)
 EIU - Denton 5 run (DiMartino kick) (2:50)

SECOND QUARTER

YSU - Brumfield 6 run (pass failed) (6:57)
 YSU - Dumas 8 run (Haynall kick) (3:28)

THIRD QUARTER

YSU - Haynall 42 field goal (6:21)

FOURTH QUARTER

EIU - Warring 12 pass from Turk (pass failed) (5:15)
 EIU - Cobb 3 run (pass failed) (4:04)

TEAM STATSEIUYSU

First Downs	15	19
Rushes-Yards	38-92	66-245
Passing-Yards	174	7
Comp-Att-Int	14-27-5	1-12-3
Total Offense	266	252
Fumbles-Lost	3-1	2-1
Penalties-Yards	8-52	6-42
Int Returns-Yards-TD	3-30-0	5-5-0
Time of Possession	25:06	34:54
Sacks-Yards	n/a	n/a

LEADERS**RUSHING (No-Yds-TD)**

EIU - Cobb (15-53-1), Forster (11-47-0)
 YSU - Brumfield (25-116-1), Dumas (22-101-1)

PASSING (Att-Cmp-Int-Yds-TD)

EIU - Turk (27-14-5-174-1)
 YSU - Snoddy (12-1-3-7-0)

RECEIVING (No-Yds-TD)

EIU - Warring (10-107-1), Cobb (2-41-0)
 YSU - Dumas (1-7-0)

DEFENSE (Tackles - Solo, Assist, TFL)

EIU - Melvin (3-14-0), Parker (3-10-13), Catan (0-10-3)
 YSU - Defensive stats not available

RECAP

Eastern Illinois rallied to score two touchdowns in the fourth quarter as the Panthers knocked off Youngstown State, 26-22, in the NCAA Division II semifinals. Earlier in the season YSU had beaten EIU 40-24 in Youngstown. EIU opened the game with Mark Campana returning the opening kick 90 yards for a score. Lonnie Denton gave the Panthers a 14-6 lead with a 5-yard run at the end of the first quarter. Heading into the fourth quarter EIU trailed 22-14. James Warring caught a 12-yard touchdown pass and Poke Cobb scored from 3-yards out to account for the touchdowns. EIU failed on both fourth quarter two-point conversion attempts. The Panther defense held YSU to only seven yards passing as Randy Melvin recorded 17 tackles. Wilbert James had a pair of interceptions.

1978 D-II Championship

Dec. 9, 1978

Eastern Illinois 10
 Delaware 9



Longview, Texas
 Lobo Stadium (A: 5,500)

Scoring	1	2	3	4	Final
Eastern Illinois	3	0	7	0	10
Delaware	3	6	0	0	9

FIRST QUARTER

EIU - DiMartino 28 field goal (8:44)
 UD - Kennedy 19 field goal (1:31)

SECOND QUARTER

UD - Mills 8 pass from Komlo (kick failed) (1:35)

THIRD QUARTER

EIU - Cobb 1 run (DiMartino kick) (13:08)

TEAM STATSEIUUD

First Downs	26	16
Rushes-Yards	44-115	48-104
Passing-Yards	201	250
Comp-Att-Int	13-35-1	21-35-1
Total Offense	316	354
Fumbles-Lost	1-0	6-4
Penalties-Yards	3-12	2-39
Int Returns-Yards-TD	1-10	1-51-0
Time of Possession	29:16	30:44
Sacks-Yards	n/a	n/a

LEADERS**RUSHING (No-Yds-TD)**

EIU - Cobb (23-101-1), Forster (12-34-0)
 UD - Ciccone (17-46-0), Sully (7-32-0)

PASSING (Att-Cmp-Int-Yds-TD)

EIU - Turk (34-13-1-201-0)
 UD - Komlo (35-21-1-250-1)

RECEIVING (No-Yds-TD)

EIU - Warring (6-82-0), Forster (4-46-0)
 UD - Ravettine (11-156-0), Bistrian (2-28-0)

DEFENSE (Tackles - Solo, Assist, TFL)

EIU - Jeske (17-4-0), Parker (12-2-3), Pittman (9-4-2)
 UD - Panik (17-0-0), Keeler (10-5-1)

RECAP

Poke Cobb rushed for 101 yards and scored what proved to be the game winning touchdown in the third quarter as Eastern Illinois completed its program turnaround winning the NCAA Division II National Championship, 10-9, over Delaware. Cobb's score came on the opening drive of the third quarter after EIU had trailed 10-3 at the half. Delaware missed a field goal with :02 seconds left in the contest from 45-yards out as Steve Parker pressured the kick. EIU forced seven Delaware turnovers in the win. Ray Jeske led the defense with 21 tackles including 17 solo stops. The Panthers finished the season 12-2 after not having had a winning season since 1961.

1980 D-II Quarterfinals

Nov. 29, 1980

Northern Colorado 14
 Eastern Illinois 21



Charleston, Ill.
 O'Brien Field (A: 3,500)

Scoring	1	2	3	4	Final
Northern Colorado	7	0	0	7	14
Eastern Illinois	14	7	0	0	21

FIRST QUARTER

UNC - Nauslar 24 interception return (Jelden kick) (14:16)
 EIU - McGhee 13 pass from Wright (DeLong kick) (9:52)
 EIU - Davis 1 run (DeLong kick) (4:15)

SECOND QUARTER

EIU - Wright 1 run (DeLong kick) (13:32)

FOURTH QUARTER

UNC - Winslow 1 run (Jelden kick) (11:52)

TEAM STATSEIUUNC

First Downs	20	6
Rushes-Yards	41-107	38-93
Passing-Yards	200	51
Comp-Att-Int	18-35-3	7-12-0
Total Offense	307	144
Fumbles-Lost	0-0	3-2
Penalties-Yards	8-92	6-48
Int Returns-Yards-TD	0-0-0	3-24-1
Time of Possession	27:42	32:18
Sacks-Yards	n/a	n/a

LEADERS**RUSHING (No-Yds-TD)**

EIU - Staple (19-74-0), Slaughter (12-37-0)
 UNC - Bright (16-73-0), Bixler (4-42-0)

PASSING (Att-Cmp-Int-Yds-TD)

EIU - Wright (22-12-2-140-1), Christensen (13-6-1-60-0)
 UNC - Winslow (12-7-0-51-0)

RECEIVING (No-Yds-TD)

EIU - Mehalic (6-58-0), Slaughter (7-55-0)
 UNC - Bright (4-27-0)

DEFENSE (Tackles - Solo, Assist, TFL)

EIU - Lee (1-11-1), Melvin (2-9-3)
 UNC - Defensive stats not available for UNC

RECAP

Deacon Nauslar returned an interception 24 yards in the opening minute to give Northern Colorado an early 7-0 lead. Eastern Illinois would score the next 21 points of the contest as they won 21-14 over the Bears in the opening round of the NCAA Division II playoffs. It was the Panthers fourth straight D-II playoff victory. Scott McGhee caught a pass from Chuck Wright to open the Panthers scoring in the first quarter. Wright later scored on a quarterback keeper in the second quarter. EIU's defense was led by Alonzo Lee with 11 tackles and Randy Melvin with 11.

1980 D-II Semifinals

Dec. 6, 1980

Eastern Illinois 56
North Alabama 31



Florence, Ala.
Braly Stadium (A: 10,000)

Scoring	1	2	3	4	Final
Eastern Illinois	7	21	14	14	56
North Alabama	10	14	0	7	31

FIRST QUARTER

UNA - Riley 63 run (McMurrain kick) (14:13)
EIU - Staple 7 run (DeLong kick) (11:10)
UNA - McMurrain 47 field goal (5:52)

SECOND QUARTER

UNA - Fletcher 6 run (McMurrain kick) (14:48)
EIU - Staple 3 run (kick failed) (13:03)
UNA - Brown 17 pass from Riley (McMurrain kick) (6:34)
EIU - McGhee 22 pass from Wright (Staple run) (1:48)
EIU - Trepanier recovers blocked punt (DeLong kick) (0:03)

THIRD QUARTER

EIU - McGhee 37 pass from Wright (DeLong kick) (6:19)
EIU - Wojnowski 16 fumble return (DeLong kick) (5:34)

FOURTH QUARTER

EIU - Grant 8 pass from Wright (DeLong kick) (6:08)
UNA - Riley 3 run (McMurrain kick) (4:58)
EIU - Christensen 3 run (DeLong kick) (0:12)

TEAM STATSEIU UNA

First Downs	24	8
Rushes-Yards	51-231	36-134
Passing-Yards	258	92
Comp-Att-Int	21-34-3	5-12-1
Total Offense	489	226
Fumbles-Lost	1-0	2-2
Penalties-Yards	8-60	4-50
Int Returns-Yards-TD	1-0-0	3-59-0
Time of Possession	39:18	20:42
Sacks-Yards	1-3	2-7

LEADERS

RUSHING (No-Yds-TD)

EIU - Staple (24-120-2), Slaughter (12-86-0)
UNA - Riley (12-67-2), Fletcher (7-32-0)

PASSING (Att-Cmp-Int-Yds-TD)

EIU - Wright (25-15-1-169-3), Christensen (9-6-2-89-0)
UNA - Riley (12-5-1-92-0)

RECEIVING (No -Yds -TD)

EIU - Grant (8-103-1), McGhee (4-91-0)
UNA - Brown (3-57-0)

DEFENSE (Tackles - Solo, Assist, TFL)

EIU - Melvin (5-8-1), Gray (4-3-0), Wojnowski (3-3-1)
UNA - Lowe (6-12-1), Condon (5-10-0)

RECAP

Mike Trepanier recovered a blocked punt in the end zone with three seconds left in the first half that swung momentum in Eastern Illinois favor as the Panthers rolled to a 56-31 win at North Alabama. Scott McGhee's touchdown reception with 1:48 left in the first half brought EIU to within 24-21. Trepanier's recovery gave EIU the lead for good as the Panthers scored three straight touchdowns in the second half to blow open the game. Keith Wojnowski returned a fumble 16 yards for one of the scores. Otis Grant led EIU with seven catches for 103 yards.

1980 D-II Championship

Dec. 13, 1980

Cal Poly 21
Eastern Illinois 13



Albuquerque, N.M.
University Stadium (A: 2,056)

Scoring	1	2	3	4	Final
Cal Poly	7	0	7	7	21
Eastern Illinois	0	13	0	0	13

FIRST QUARTER

CP - Martin 42 punt return (Vessella kick) (13:02)

SECOND QUARTER

EIU - Slaughter 2 run (DeLong kick) (14:58)
EIU - Slaughter 1 run (kick failed) (0:59)

THIRD QUARTER

CP - Martin 58 pass from Johnston (Vessella kick) (9:28)

FOURTH QUARTER

CP - Martin 33 pass from Johnston (Vessella kick) (14:02)

TEAM STATSEIU CP

First Downs	16	15
Rushes-Yards	39-87	44-39
Passing-Yards	263	236
Comp-Att-Int	20-42-2	12-21-1
Total Offense	350	275
Fumbles-Lost	3-2	6-2
Penalties-Yards	11-140	8-68
Int Returns-Yards-TD	1-0	2-0
Time of Possession	31:15	28:45
Sacks-Yards	0	0

LEADERS

RUSHING (No-Yds-TD)

EIU - Slaughter (14-75-2), Staple (16-42-0)
CP - Jackson (20-26-0), Craig (8-24-0)

PASSING (Att-Cmp-Int-Yds-TD)

EIU - Wright (22-11-1-158-0), Christensen (20-9-1-105-0)
CP - Johnston (21-12-1-236-2)

RECEIVING (No -Yds -TD)

EIU - Slaughter (6-122-0), Grant (6-70-0)
CP - Martin (7-164-2), Hanifin (4-73-0)

DEFENSE (Tackles - Solo, Assist, TFL)

EIU - Pittman (4-6-0), Melvin (1-9-0)
CP - Kirchhof (3-6-1), Jones (3-5-0)

RECAP

Cal Poly ended a potential game tying with an interception at the 16 yard line with 54 seconds remaining as the Mustangs beat Eastern Illinois, 21-13 in the NCAA Division II National Championship game. EIU held Cal Poly's running game in check but Robbie Martin scored all three CP touchdowns with two long touchdown receptions and a 42-yard punt return for touchdown. Rod Slaughter carried the load on the ground and in the air for EIU scoring on two short touchdown runs to give the Panthers a 13-7 halftime lead. Slaughter ended the game with 75 yards rushing and 122 yards receiving.

1982 I-AA First Round

Nov. 27, 1982

Jackson State 13
Eastern Illinois 16



Charleston, Ill.
O'Brien Field (A: 3,000)

Scoring	1	2	3	4	O1	Final
Jackson State	7	3	3	0	0	13
Eastern Illinois	0	3	3	7	3	16

FIRST QUARTER

JSU - Brown 1 run (Dozier kick) (8:09)

SECOND QUARTER

JSU - Dozier 31 field goal (10:20)
EIU - Strauch 32 field goal (2:13)

THIRD QUARTER

JSU - Dozier 37 field goal (9:34)
EIU - Strauch 23 field goal (3:00)

FOURTH QUARTER

EIU - Blair fumble recovery (Strauch kick) (12:53)

1ST OVERTIME

EIU - Strauch 23 field goal

TEAM STATSEIU JSU

First Downs	20	16
Rushes-Yards	31-62	36-137
Passing-Yards	308	167
Comp-Att-Int	26-51-3	15-24-1
Total Offense	327	258
Fumbles-Lost	3-0	4-1
Penalties-Yards	3-17	7-70
Int Returns-Yards-TD	1-8-0	3-43-0
Time of Possession	31:59	28:01
Sacks-Yards	2-14	3-23

LEADERS

RUSHING (No-Yds-TD)

EIU - Staple (18-39-0), Nixon (3-7-0)
JSU - Conners (4-39-0), Brown (12-27-1)

PASSING (Att-Cmp-Int-Yds-TD)

EIU - Christensen (50-26-2-308-0)
JSU - McKenzie (24-15-1-167-0)

RECEIVING (No -Yds -TD)

EIU - Wright (10-130-0), Staple (7-57-0)
JSU - Simmons (6-68-0), Burkett (3-36-0)

DEFENSE (Tackles - Solo, Assist, TFL)

EIU - Covington (3-8-0), Williams (4-5-1)
JSU - Grahahm (5-5-2), January (1-6-0)

RECAP

Reggie Taylor forced a Jackson State fumble in overtime that was recovered by Randy McCue as Eastern Illinois picked up its first NCAA I-AA playoff victory, 16-13 in overtime. JSU opened a 10-0 lead in the first half on a 1-yard run by Odis Brown and 31-yard field goal by Eric Dozier. EIU tied the contest early in the fourth quarter as Jerry Wright had the ball stripped from his hands at the two yard line. Pat Blair recovered the ball in the end zone accounting for the Panthers game tying score. Dave Strauch drove home a 23-yard field goal in the extra session to give EIU the win.

1982 I-AA Quarterfinals Dec. 4, 1982



Eastern Illinois 19
Tennessee State 20

Nashville, Tenn.
Hale Stadium (A: n/a)

Scoring	1	2	3	4	Final
Eastern Illinois	0	6	7	6	19
Tennessee State	7	0	13	0	20

FIRST QUARTER

TSU - Tate 73 pass from Biggles (Jones kick) (13:59)

SECOND QUARTER

EIU - Strauch 44 field goal (6:49)
EIU - Strauch 36 field goal (3:44)

THIRD QUARTER

EIU - Wright 9 pass from Christensen (Strauch kick) (9:57)
TSU - Jones 19 pass from Ransom (Jones kick) (3:13)
TSU - Tate 6 pass from Ransom (kick failed) (0:05)

FOURTH QUARTER

EIU - Wright 6 pass from Christensen (kick failed) (9:18)

TEAM STATSEIUTSU

First Downs	20	19
Rushes-Yards	31-132	27-72
Passing-Yards	264	267
Comp-Att-Int	27-48-3	15-32-2
Total Offense	396	339
Fumbles-Lost	2-0	3-1
Penalties-Yards	15-77	12-77
Int Returns-Yards-TD	2-20-0	3-49-0
Time of Possession	33:49	26:11
Sacks-Yards	n/a	n/a

LEADERS

RUSHING (No-Yds-TD)

EIU - Staple (22-112-0)
TSU - Kinnebrew (14-44-0)

PASSING (Att-Cmp-Int-Yds-TD)

EIU - Christensen (48-27-3-264-2)
TSU - Biggles (16-8-2-172-1), Ransom (16-7-0-95-2)

RECEIVING (No-Yds-TD)

EIU - Wright (10-136-2), Staple (5-45-0)
TSU - Tate (5-129-2), Jones (3-53-1)

DEFENSE (Tackles - Solo, Assist, TFL)

EIU - No Defensive Stats Available
TSU - No Defensive Stats Available

RECAP

Eastern Illinois missed a 46-yard field goal attempt with 55 seconds left to play as the Panthers fell at Tennessee State, 20-19 in the second round of the NCAA playoffs. Eastern Illinois and Tennessee State both missed extra points on late touchdowns. TSU scored on the first drive of the game as Golden Tate hauled in a 73-yard pass from Kenneth Biggles. EIU closed the margin to one point on a pair of second quarter Dave Strauch field goals. Jeff Christensen connected twice with Jerry Wright for second half touchdowns as Wright ended the game with ten catches for 136 yards. The NCAA would later rule the game a forfeit by TSU due to the use of ineligible player in the contest.

1983 I-AA First Round Nov. 26, 1983



Eastern Illinois 13
Indiana State 16 (2ot)

Terre Haute, Ind.
Memorial Stadium (A: 6,222)

Scoring	1	2	3	4	O1	O2	Final
Eastern Illinois	0	0	0	10	3	0	13
Indiana State	0	0	7	3	3	3	16

THIRD QUARTER

INS - Edwards 20 run (Bridges kick) (8:54)

FOURTH QUARTER

EIU - Holomon 20 pass from Payton (Castellanos kick) (11:25)
INS - Bridges 18 field goal (3:12)
EIU - Castellanos 33 field goal (0:03)

1ST OVERTIME

INS - Bridges 26 field goal
EIU - Castellanos 40 field goal

2ND OVERTIME

INS - Bridges 25 field goal

TEAM STATSEIUINS

First Downs	13	18
Rushes-Yards	40-131	59-219
Passing-Yards	127	88
Comp-Att-Int	13-34-3	6-11-1
Total Offense	258	307
Fumbles-Lost	0-0	4-3
Penalties-Yards	12-109	8-59
Int Returns-Yards-TD	1-11-0	3-32-0
Time of Possession	27:14	32:46
Sacks-Yards	2-10	2-12

LEADERS

RUSHING (No-Yds-TD)

EIU - Davis (16-65-0), Staple (10-42-0)
INS - Henderson (30-112-0), Edwards (14-73-1)

PASSING (Att-Cmp-Int-Yds-TD)

EIU - Payton (16-7-2-81-1), Rafferty (18-6-1-46-0)
INS - Miller (11-6-1-88-0)

RECEIVING (No-Yds-TD)

EIU - Holomon (7-75-1), Wright (3-31-0)
INS - Kimball (4-68-0), Dawson (2-20-0)

DEFENSE (Tackles - Solo, Assist, TFL)

EIU - Covington (6-9-0), Jackson (4-5-1)
INS - Johnson (8-6-0), Davis (9-4-2)

RECAP

Scott Bridges knocked home a 25-yard field goal for Indiana State in the second overtime as the Sycamores edged Eastern Illinois in the opening round of the NCAA playoffs. EIU scored twice in the fourth quarter to tie the game at 10-10 in regulation. Henry Castellanos knocked home a 33-yard field goal with three seconds left in the game to force the overtime. Both teams settled for field goals in the first overtime before Bridges hit the gamewinner for Indiana State. EIU's drive in the second overtime was ended on an interception by Quintin Mikell.

1986 I-AA First Round Nov. 29, 1986



Murray State 21
Eastern Illinois 28

Charleston, Ill.
O'Brien Field (A: 4,500)

Scoring	1	2	3	4	Final
Murray State	7	7	0	7	21
Eastern Illinois	0	14	6	8	28

FIRST QUARTER

MUR - Thigpen 10 pass from Proctor (Hickert kick) (2:41)

SECOND QUARTER

MUR - Jacob 9 pass from Proctor (Hickert kick) (13:50)
EIU - Marable 1 run (Ehmke kick) (9:53)
EIU - Pitts 1 run (Ehmke kick) (3:30)

THIRD QUARTER

EIU - Ehmke 23 field goal (5:51)
EIU - Ehmke 26 field goal (0:57)

FOURTH QUARTER

MUR - Howard 32 pass from Proctor (Hickert kick) (11:26)
EIU - Marable 9 run (Payton to Marable conversion) (7:24)

TEAM STATSEIUMUR

First Downs	29	17
Rushes-Yards	37-139	34-79
Passing-Yards	398	260
Comp-Att-Int	30-54-3	20-34-1
Total Offense	537	339
Fumbles-Lost	2-1	2-1
Penalties-Yards	8-53	13-104
Int Returns-Yards-TD	1-0-0	3-25-0
Time of Possession	31:20	28:40
Sacks-Yards	1-7	1-7

LEADERS

RUSHING (No-Yds-TD)

EIU - Marable (19-110-2), Pitts (13-35-1)
MUR - Bird (12-31-0), Payne (11-35-0)

PASSING (Att-Cmp-Int-Yds-TD)

EIU - Payton (54-30-3-398-0)
MUR - Proctor (34-20-1-260-3)

RECEIVING (No-Yds-TD)

EIU - Banks (8-121-0), Cain (3-60-0), Pierce (11-149-0)
MUR - Howard (6-86-1), Jacob (5-73-1)

DEFENSE (Tackles - Solo, Assist, TFL)

EIU - Thomas (4-9-4), Polewski (2-12-0)
MUR - Curry (7-2-0), Tharpe (4-3-0)

RECAP

James Marable scored from nine yards out and then caught a two-point conversion from Sean Payton as Eastern Illinois came from behind to beat Murray State, 28-21, in the opening round of the NCAA I-AA playoffs. Murray State took a 14-0 lead on a pair of touchdown passes by Michael Proctor. The Panthers tied the score at the half, 14-14, as Marable and DuWayne Pitts both had rushing touchdowns. Rich Ehmke gave EIU a 20-14 lead with a pair of third quarter field goals. Trailing 21-20, EIU scored with 7:24 left in the game and went up by a touchdown on a two-point conversion. Rod Reynolds sealed the game with an interception for EIU with 2:21 left in the game.

1986 I-AA Quarterfinals Dec. 6, 1986



Eastern Kentucky 24
Eastern Illinois 22

Charleston, Ill.
O'Brien Field (A: 4,149)

Scoring	1	2	3	4	Final
Eastern Kentucky.....	0	14	10	0	24
Eastern Illinois.....	3	0	7	12	22

FIRST QUARTER

EIU - Ehmke 20 field goal (2:03)

SECOND QUARTER

EKU - Crawford 2 run (Dawson kick) (5:47)

EKU - Blount 7 pass from Whitaker (Dawson kick) (0:11)

THIRD QUARTER

EIU - Wilhems 11 pass from Payton (Ehmke kick) (8:23)

EKU - Cadore 11 pass from Whitaker (Dawson kick) (3:51)

FOURTH QUARTER

EIU - Banks 24 pass from Payton (kick failed) (9:08)

EIU - Banks 9 pass from Payton (pass failed) (0:27)

TEAM STATSEIU EKU

First Downs.....	17	24
Rushes-Yards.....	22-38	54-172
Passing-Yards.....	341	256
Comp-Att-Int.....	24-48-2	16-29-3
Total Offense.....	379	428
Fumbles-Lost.....	3-1	1-1
Penalties-Yards.....	11-90	9-70
Int Returns-Yards-TD.....	3-16-0	2-27-0
Time of Possession.....	21:13	38:47
Sacks-Yards.....	3-20	1-11

LEADERS

RUSHING (No-Yds-TD)

EIU - Marable (10-27-0)

EKU - Crawford (28-122-1), Parks (10-72-0)

PASSING (Att-Cmp-Int-Yds-TD)

EIU - Payton (48-24-2-394-3)

EKU - Whitaker (29-16-3-256-2)

RECEIVING (No-Yds-TD)

EIU - Pierce (8-177-0), Banks (9-117-2)

EKU - Cadore (2-84-1), Blount (6-61-1)

DEFENSE (Tackles - Solo, Assist, TFL)

EIU - Polewski (4-12-1), Bronaugh (5-9-0)

EKU - Klingel (5-3-0), Harper (4-4-0)

RECAP

Eastern Kentucky broke up a two-point conversion with 27 seconds remaining in the game as the Colonels held on to beat Eastern Illinois, 24-22. Trailing 24-10, EIU scored twice in the fourth quarter on a pair of touchdown passes from Sean Payton to Roy Banks. EIU missed the extra point following the first fourth quarter touchdown setting up the need to go for two on the next score. Payton passed for 394 yards and three touchdowns in his final game as a Panther. Banks hauled in nine passes for 117 yards while teammate Calvin Pierce had eight catches for 177 yards. EKU dominated time of possession as the Colonels held the ball for nearly 39 minutes. EIU had possession of the ball for just under 13 minutes in the final quarter.

1989 I-AA First Round Nov. 25, 1989



Eastern Illinois 38
Idaho 21

Moscow, Idaho
Kibbie Dome (A: 6,025)

Scoring	1	2	3	4	Final
Eastern Illinois.....	14	7	7	10	38
Idaho.....	7	7	7	0	21

FIRST QUARTER

UI - Pearce 1 run (Doyle kick) (12:33)

EIU - Cook 74 pass from Arnold (D'Alessio kick) (12:19)

EIU - Sahm 3 pass from Arnold (D'Alessio kick) (4:30)

SECOND QUARTER

UI - Harris 5 run (Doyle kick) (13:24)

EIU - Sengstock 1 run (D'Alessio kick) (1:07)

THIRD QUARTER

EIU - Castillo 14 run (D'Alessio kick) (11:15)

UI - Harris 4 run (Doyle kick) (3:35)

FOURTH QUARTER

EIU - D'Alessio 37 field goal (1:53)

EIU - Jones 59 run (D'Alessio kick) (0:30)

TEAM STATSEIU UI

First Downs.....	19	23
Rushes-Yards.....	49-230	25-49
Passing-Yards.....	211	444
Comp-Att-Int.....	14-22-1	30-53-4
Total Offense.....	441	493
Fumbles-Lost.....	0-0	1-0
Penalties-Yards.....	6-43	6-45
Int Returns-Yards-TD.....	4-143-0	1-0
Time of Possession.....	32:14	27:46
Sacks-Yards.....	1-10	1-12

LEADERS

RUSHING (No-Yds-TD)

EIU - Jones (22-154-1), Castillo (19-81-1)

UI - Harris (13-37-2), Daniels (7-25-0)

PASSING (Att-Cmp-Int-Yds-TD)

EIU - Arnold (22-14-1-211-2)

UI - Friesz (50-29-3-420-0)

RECEIVING (No-Yds-TD)

EIU - Cook (2-91-1), Jones (4-64-0)

UI - Dunn (7-116-0), Dahlquist (7-73-0)

DEFENSE (Tackles - Solo, Assist, TFL)

EIU - Lance (6-6-0), Mills (2-6-0), Noll (3-4-0)

UI - Zeller (7-3-0), Matthews (6-4-0)

RECAP

Tim Lance intercepted a pass at the nine yard line late in the fourth quarter as Eastern Illinois picked up a road win to open the NCAA playoffs at Idaho. The Panthers picked off Walter Payton Award winner John Friesz four times converting two of those into 14 points. Ray D'Alessio kicked a 37-yard field goal and Jamie Jones tacked on a 59-yard touchdown run in the final two minutes to ice the game. Jones rushed for 154 yards as the Panthers gained 230 yards on the ground. Eric Arnold was an efficient 14-of-22 for 211 yards with a long touchdown pass to Jason Cook.

1989 I-AA Quarterfinals Dec. 2, 1989



Eastern Illinois 19
Montana 25

Missoula, Mont.
Washington-Grizzly Stad. (A: 12,285)

Scoring	1	2	3	4	Final
Eastern Illinois.....	0	9	7	3	19
Montana.....	6	10	6	3	25

FIRST QUARTER

MONT - Duce 41 field goal (4:52)

MONT - Duce 26 field goal (2:48)

SECOND QUARTER

EIU - Team safety (10:43)

EIU - Moore 13 pass from Arnold (D'Alessio kick) (8:41)

MONT - Glenn 50 pass from Bennett (Duce kick) (8:13)

MONT - Duce 40 field goal (0:48)

THIRD QUARTER

MONT - Clark 23 pass from Bennett (kick blocked) (11:07)

EIU - Rummell 8 pass from Arnold (D'Alessio kick) (8:05)

FOURTH QUARTER

MONT - Duce 33 field goal (7:52)

EIU - D'Alessio 31 field goal (1:16)

TEAM STATSEIU MONT

First Downs.....	16	18
Rushes-Yards.....	29-69	36-90
Passing-Yards.....	189	307
Comp-Att-Int.....	18-46-1	24-35-1
Total Offense.....	258	397
Fumbles-Lost.....	2-1	2-1
Penalties-Yards.....	8-65	11-94
Int Returns-Yards-TD.....	1-16-0	1-10-0
Time of Possession.....	28:34	31:26
Sacks-Yards.....	2-18	2-18

LEADERS

RUSHING (No-Yds-TD)

EIU - Castillo (13-49-0), Jones (10-24-0)

MONT - Rice (14-47-0), Bennett (13-27-0)

PASSING (Att-Cmp-Int-Yds-TD)

EIU - Arnold (46-18-1-189-2)

MONT - Bennett (35-24-1-307-2)

RECEIVING (No-Yds-TD)

EIU - Rummell (7-85-1), Moore (4-32-1)

MONT - Trevathan (7-102-0), Gelnn (4-81-1)

DEFENSE (Tackles - Solo, Assist, TFL)

EIU - Mills (3-14-0), Holcombe (1-9-0)

MONT - Rankin (3-13-0), Hauk (3-7-0)

RECAP

Eastern Illinois held a three point lead midway through the second quarter and pulled to within a touchdown on two occasions in the second half but Montana was able to hold on for a 25-19 win in the NCAA playoffs. Tim Moore's 13 yard pass from Eric Arnold put the Panthers up 9-6 with 8:41 left to play in the first half. EIU scored its opening points on a team safety following a mishandled snap by the Montana punter. Mike Rummell's touchdown reception in the third quarter and Ray D'Alessio's field goal in the fourth cut the Grizzlies lead to six points. Jeff Mills led the EIU defense making 17 tackles.



1995 I-AA First Round Nov. 25, 1995

Eastern Illinois.....29
Stephen F. Austin34

Nacogdoches, Texas
Homer Bryce Stad. (A: 3,552)

Scoring	1	2	3	4	Final
Eastern Illinois.....	0	15	0	14	29
Stephen F. Austin.....	7	10	14	3	34

FIRST QUARTER

SFA - Harris 21 run (Minton kick) (6:31)

SECOND QUARTER

SFA - Ritchey 7 run (Minton kick) (12:14)

EIU - High 2 run (Largent kick) (7:36)

SFA - Minton 24 field goal (5:18)

EIU - High 1 rush (Mauch rush) (0:02)

THIRD QUARTER

SFA - Ricks 56 pass from Ritchey (Minton kick) (10:07)

SFA - Rick 23 pass from Ritchey (Minton kick) (0:27)

FOURTH QUARTER

SFA - Minton 34 field goal (10:24)

EIU - Roche 10 pass from Mauch (Largent kick) (6:51)

EIU - Hess 25 pass from Mauch (Largent kick) (5:14)

TEAM STATSEIUSFA

First Downs.....	29	17
Rushes-Yards.....	56-336	34-138
Passing-Yards.....	166	390
Comp-Att-Int.....	14-32-1	16-25-1
Total Offense.....	484	491
Fumbles-Lost.....	2-1	1-1
Penalties-Yards.....	2-10	6-53
Int Returns-Yards-TD.....	1-0-0	1-0-0
Time of Possession.....	35:23	24:37
Sacks-Yards.....	2-20	1-6

LEADERS

RUSHING (No-Yds-TD)

EIU - High (25-182-2), Hicks (13-92-0)

SFA - Harris (19-89-1), Vallery (8-31-0)

PASSING (Att-Cmp-Int-Yds-TD)

EIU - Mauch (32-14-1-166-2)

SFA - Ritchey (25-16-2-390-2)

RECEIVING (No-Yds-TD)

EIU - Lynch (5-61-0), Hicks (4-34-0)

SFA - Jefferson (4-141-0), Goodwin (4-105-0)

DEFENSE (Tackles - Solo, Assist, TFL)

EIU - Carver (6-6-1), Rasheed (7-3-1), R. Wilson (6-3-1)

SFA - Trotter (10-3-1), Love (8-4-0)

RECAP

Eastern Illinois rushed for 336 yards including 182 by Willie High but the Panthers fell short in the opening round of the I-AA playoffs falling at Stephen F. Austin 34-29. EIU trailed 17-15 at the half after High scored on a pair of short runs for the Panthers, the last coming with two seconds remaining in the half. SFA had two touchdown passes from James Ritchey in the third quarter to push the lead back to double digits. EIU scored twice in the latter portion of the fourth quarter on touchdown passes by Pete Mauch. EIU was turned away on its final drive with 1:30 left in the game as Pat House picked off a pass at midfield. SFA was able to run the final time off the clock.



1996 I-AA First Round Nov. 30, 1996

Eastern Illinois.....14
Northern Iowa21

Cedar Falls, Iowa
UNI-Dome (A: 10,402)

Scoring	1	2	3	4	Final
Eastern Illinois.....	7	7	0	0	14
Northern Iowa.....	7	7	0	7	21

FIRST QUARTER

EIU - Praamsma 2 run (Larner kick) (3:36)

UNI - Talton 92 kickoff return (Waller kick) (3:22)

SECOND QUARTER

EIU - Rosenstiel 23 pass from Simpson (Larner kick) (2:52)

UNI - Clayton 3 pass from Beard (Waller kick) (0:32)

FOURTH QUARTER

UNI - Stovall 1 run (Waller kick) (7:02)

TEAM STATSEIUUNI

First Downs.....	23	15
Rushes-Yards.....	60-214	18-9
Passing-Yards.....	166	300
Comp-Att-Int.....	12-20-1	17-33-1
Total Offense.....	380	309
Fumbles-Lost.....	3-3	1-1
Penalties-Yards.....	4-29	4-39
Int Returns-Yards-TD.....	1-19-0	1-25-0
Time of Possession.....	41:20	18:40
Sacks-Yards.....	1-10	1-5

LEADERS

RUSHING (No-Yds-TD)

EIU - Lynch (21-62-0), Praamsma (14-49-1)

UNI - Stovall (15-20-1)

PASSING (Att-Cmp-Int-Yds-TD)

EIU - Simpson (19-12-1-166-1)

UNI - Beard (33-17-1-300-1)

RECEIVING (No-Yds-TD)

EIU - Daniels (3-38-0), Szarka (3-31-0)

UNI - Clayton (6-96-1), Ward (5-98-0)

DEFENSE (Tackles - Solo, Assist, TFL)

EIU - Jackson (5-2-0), Lohrenz (6-0-1)

UNI - Olsen (11-5-1), Spann (6-4-0)

RECAP

Eastern Illinois dominated every aspect of the game except for the final score as the Panthers fell in an NCAA playoff game at Northern Iowa. The EIU defense led by Ed Jackson limited UNI to only nine yards rushing on the day as EIU held the ball for more than 41 minutes in the contest. In the end John Stovall plunged over from 1-yard out with 7:02 left in the game to give UNI the win. EIU's two touchdowns came on a 2-yard run by Conrad Praamsma and a Mike Simpson 23-yard touchdown pass to Bob Rosenstiel. UNI scored on a 92-yard kick off return in the first quarter and tied the score at the half when Alonzo Clayton scored on a 3-yard pass from Steven Beard with 32 seconds left in the half.



2000 I-AA First Round Nov. 25, 2000

Eastern Illinois.....13
Montana45

Missoula, Mont.
Washington-Grizzly Stad. (A: 16,212)

Scoring	1	2	3	4	Final
Eastern Illinois.....	0	7	0	6	13
Montana.....	17	0	14	14	45

FIRST QUARTER

MONT - Farris 80 pass from Miller (Snyder kick) (11:58)

MONT - Snyder 32 field goal (3:41)

MONT - Farris 8 fumble return (Snyder kick) (1:08)

SECOND QUARTER

EIU - Bumphus 53 pass from Romo (Besenhofer kick) (11:36)

THIRD QUARTER

MONT - Edwards 2 run (Snyder kick) (10:05)

MONT - Farris 34 pass from Edwards (Snyder kick) (4:52)

FOURTH QUARTER

MONT - Humphery 1 run (Synder kick) (13:48)

MONT - Steinau 38 fumble recovery (Snyder kick) (11:38)

EIU - Kreke 4 pass from Romo (pass failed) (7:56)

TEAM STATSEIUMONT

First Downs.....	16	19
Rushes-Yards.....	35-99	29-112
Passing-Yards.....	212	341
Comp-Att-Int.....	20-42-1	17-35-3
Total Offense.....	311	461
Fumbles-Lost.....	4-3	1-0
Penalties-Yards.....	11-77	8-86
Int Returns-Yards-TD.....	3-5-0	1-0-0
Time of Possession.....	32:40	27:20
Sacks-Yards.....	1-7	4-22

LEADERS

RUSHING (No-Yds-TD)

EIU - McDavid (15-48-0), JR Taylor (6-40-0)

MONT - Humphery (17-90-1), Drinkwater (5-14-0)

PASSING (Att-Cmp-Int-Yds-TD)

EIU - Romo (42-20-1-212-2)

MONT - Miller (26-10-3-239-1), Edwards (9-7-0-102-1)

RECEIVING (No-Yds-TD)

EIU - Kreke (6-44-1), Cutolo (5-65-0), JR Taylor (3-11-0)

MONT - Farris (6-178-2), Humphery (3-11-0)

DEFENSE (Tackles - Solo, Assist, TFL)

EIU - Ricks (7-3-3), W. Taylor (8-1-0), Lewis (4-3-0)

MONT - Huntsberger (3-11-0), Steinau (5-3-1)

RECAP

Montana scored on its opening drive as Drew Miller hit Jimmy Farris for an 80-yard touchdown and Montana pulled away early for a 45-13 win over Eastern Illinois. The Grizzlies scored three times in the opening quarter to lead 17-0. Tony Romo hit Will Bumphus for a 53-yard pass early in the second quarter to have EIU trail 17-7 at the half. Montana added four straight touchdowns to put the contest away. Farris had 178 yards receiving for Montana. EIU was plagued by turnovers as they fumbled the ball three times to end drives. The Panthers final score was in the fourth quarter as Romo hit Nathan Kreke for a 4-yard touchdown.

2001 I-AA First Round Dec. 1, 2001



Northern Iowa 49
Eastern Illinois 43

Charleston, Ill.
O'Brien Field (A: 6,824)

Scoring	1	2	3	4	Final
Northern Iowa	10	15	14	10	49
Eastern Illinois	7	13	8	15	43

FIRST QUARTER

EIU - Cutolo 15 pass from Romo (Besenhofer kick) (11:40)
UNI - Seitz 8 pass from Jurgens (Hoambrecker kick) (6:45)
UNI - Hoambrecker 45 field goal (3:32)

SECOND QUARTER

UNI - Carter 5 run (kick failed) (6:45)
EIU - Taylor 45 run (Besenhofer kick) (5:03)
UNI - Bengé 1 run (Hoambrecker kick) (2:33)
EIU - Cutolo 39 pass from Romo (kick blocked) (1:27)
UNI - Brutley PAT return (1:27)

THIRD QUARTER

UNI - Bengé 1 run (Hoambrecker kick) (9:09)
EIU - Davis 42 pass from Romo (Davis rush) (6:30)
UNI - Bengé 6 run (Hoambrecker kick) (0:17)

FOURTH QUARTER

EIU - Cutolo 71 pass from Romo (Gilkey reception) (14:08)
UNI - Bengé 3 run (Hoambrecker kick) (10:49)
UNI - Hoambrecker 27 field goal (6:58)
EIU - Robinson 3 pass from Romo (Besenhofer kick) (3:27)

TEAM STATSEIU UNI

First Downs.....	23	23
Rushes-Yards.....	26-139	52-241
Passing-Yards.....	386	245
Comp-Att-Int.....	22-35-2	16-29-0
Total Offense.....	525	476
Fumbles-Lost.....	4-0	0-0
Penalties-Yards.....	3-26	5-53
Int Returns-Yards-TD.....	0-0-0	2-0-0
Time of Possession.....	24:43	35:17
Sacks-Yards.....	0-0	1-7

LEADERS

RUSHING (No-Yds-TD)

EIU - Taylor (22-154-1)
UNI - Bengé (29-177-4), Carter (16-52-1)

PASSING (Att-Cmp-Int-Yds-TD)

EIU - Romo (34-22-2-386-5)
UNI - Jurgens (29-16-0-235-1)

RECEIVING (No-Yds-TD)

EIU - Cutolo (11-217-3), Davis (4-94-1)
UNI - Soliday (6-122-0), Hannam (4-38-0)

DEFENSE (Tackles - Solo, Assist, TFL)

EIU - Miller (8-7-0), Ricks (8-4-0), Lewis (5-7-1)
UNI - Stimmel (5-3-0), Harris (5-2-0)

RECAP

In the highest scoring game in Eastern Illinois playoff history the Panthers fell in a shootout to Northern Iowa, 49-43. EIU entered the playoffs as the No. 4 seed and faced No. 5 seed UNI as the FCS playoffs went to a regionalized format for the first time. Tony Romo passed for 386 yards and five touchdowns while Frank Cutolo was on the receiving end of 11 passes for 217 yards and three scores. EIU cut the lead to three points to start the fourth quarter when Romo hit Cutolo for a touchdown pass with 14:08 left. UNI then drove the length of the field with Adam Bengé scoring his third rushing touchdown of the day for UNI to help them hold on for the win.

2002 I-AA First Round Nov. 30, 2002



Eastern Illinois 9
Western Illinois 48

Macomb, Ill.
Hanson Field (A: n/a)

Scoring	1	2	3	4	Final
Eastern Illinois	0	2	7	0	9
Western Illinois	21	6	7	14	48

FIRST QUARTER

WIU - Lawson 5 run (Langan kick) (11:22)
WIU - Michna 1 run (Langan kick) (6:30)
WIU - Lawson 23 pass from Michna (Langan kick) (0:07)

SECOND QUARTER

EIU - Bihun safety (7:36)
WIU - Glasford 12 run (kick failed) (3:17)

THIRD QUARTER

WIU - Green 11 punt return (Langan kick) (10:14)
EIU - Raymond 30 pass from Romo (Kuehn kick) (8:05)

FOURTH QUARTER

WIU - Luke 14 pass from Michna (Langan kick) (12:04)
WIU - Gray 32 punt return (Langan kick) (7:18)

TEAM STATSEIU WIU

First Downs.....	14	22
Rushes-Yards.....	28-56	44-193
Passing-Yards.....	220	172
Comp-Att-Int.....	22-45-1	12-20-1
Total Offense.....	276	365
Fumbles-Lost.....	3-1	1-1
Penalties-Yards.....	8-69	6-50
Int Returns-Yards-TD.....	1-21-0	1-5-0
Time of Possession.....	29:39	30:21
Sacks-Yards.....	2-12	3-11

LEADERS

RUSHING (No-Yds-TD)

EIU - JR Taylor (18-88-0), Kissack (1-2-0)
WIU - Lawson (20-104-1), Glasford (8-56-1)

PASSING (Att-Cmp-Int-Yds-TD)

EIU - Romo (44-21-1-215-1)
WIU - Michna (17-11-1-164-2)

RECEIVING (No-Yds-TD)

EIU - Raymond (7-77-1), Hopson (4-46-0), Eller (3-38-0)
WIU - Luke (3-63-1), Hall (2-29-0)

DEFENSE (Tackles - Solo, Assist, TFL)

EIU - Ricks (6-3-0), Sanders (7-1-0), Miller (3-4-2)
WIU - Russell (8-3-3), Middlebrook (4-5-1)

RECAP

Western Illinois scored three times in the first quarter and never looked back as the Leathernecks won 48-9 over Eastern Illinois. The Panthers first score was on a Will Bihun safety in the second quarter. The lone offensive score for EIU was a Tony Romo pass to Andre Raymond midway through the third quarter. Attley Lawson scored twice on the ground rushing for 104 yards for WIU. Romo passed for 215 yards in his final collegiate game at EIU.

2005 I-AA First Round Nov. 26, 2005



Southern Illinois 21
Eastern Illinois 6

Charleston, Ill.
O'Brien Field (A: 4,000)

Scoring	1	2	3	4	Final
Southern Illinois	7	0	7	7	21
Eastern Illinois	3	0	0	3	6

FIRST QUARTER

EIU - Yates 32 field goal (10:14)
SIU - Whitlock 6 run (Coffin kick) (1:03)

THIRD QUARTER

SIU - Whitlock 5 run (Coffin kick) (10:24)

FOURTH QUARTER

EIU - Wilke 34 field goal (13:48)
SIU - Whitlock 3 run (Coffin kick) (5:33)

TEAM STATSEIU SIU

First Downs.....	17	14
Rushes-Yards.....	100	109
Passing-Yards.....	144	189
Comp-Att-Int.....	18-37-1	15-21-0
Total Offense.....	244	298
Fumbles-Lost.....	1-0	2-1
Penalties-Yards.....	8-40	5-40
Int Returns-Yards-TD.....	0-0-0	1-5-0
Time of Possession.....	30:49	29:11
Sacks-Yards.....	0-0	1-10

LEADERS

RUSHING (No-Yds-TD)

EIU - Webb (17-80-0), Bess (10-24-0)
SIU - Whitlock (23-89-3), Sambursky (5-15-0)

PASSING (Att-Cmp-Int-Yds-TD)

EIU - Donato (36-18-1-144-0)
SIU - Sambursky (21-15-0-189-0)

RECEIVING (No-Yds-TD)

EIU - Bess (4-22-0), Voss (3-39-0)
SIU - Little (6-58-0), Payne (2-68-0)

DEFENSE (Tackles - Solo, Assist, TFL)

EIU - Seller (8-2-1), Seymour (7-2-0), Kelly (6-1-0)
SIU - F. Johnson (8-2-0), Whitaker (6-4-1)

RECAP

Akree Whitlock scored three rushing touchdowns as Southern Illinois knocked off Eastern Illinois in the opening round of the FCS playoffs. Whitlock rushed for 89 yards on 23 carries with scores in the first, third and fourth quarters. EIU took the lead in the game scoring on its first drive as Zach Yates knocked home a 32 yard field goal with 10:14 to go in the first quarter. EIU's only other score of the contest would come on a Tyler Wilke 34-yard field goal to open the fourth quarter. EIU held the ball for 20 minutes in the opening half but was unable to take advantage trailing 7-3 at the break.

2006 FCS First Round

Nov. 25, 2006



Illinois State..... 24
Eastern Illinois..... 13

Charleston, Ill.
O'Brien Field (A: 4,400)

Scoring	1	2	3	4	Final
Illinois State.....	3	7	0	14	24
Eastern Illinois.....	0	6	0	7	13

FIRST QUARTER

ISU - Mazur 30 field goal (7:35)

SECOND QUARTER

EIU - Yates 47 field goal (9:54)
ISU - Tate 41 interception return (Mazur kick) (5:35)
EIU - Yates 39 field goal (0:40)

FOURTH QUARTER

EIU - Sanders 87 interception return (Yates kick) (10:48)
ISU - Rembert 18 run (Mazur kick) (2:07)
ISU - Caesar 45 interception return (Mazur kick) (1:00)

TEAM STATSEIU ISU

First Downs.....	7	18
Rushes-Yards.....	22-59	38-162
Passing-Yards.....	79	177
Comp-Att-Int.....	15-30-3	16-33-4
Total Offense.....	138	339
Fumbles-Lost.....	0-0	1-0
Penalties-Yards.....	6-35	3-30
Int Returns-Yards-TD.....	4-120-1	3-86-2
Time of Possession.....	26:22	33:38
Sacks-Yards.....	2-15	1-7

LEADERS**RUSHING (No-Yds-TD)**

EIU - Webb (14-54-0)
ISU - Rembert (27-11-1)

PASSING (Att-Cmp-Int-Yds-TD)

EIU - Stinson (30-15-3-79-0)
ISU - Drone (33-16-4-177-0)

RECEIVING (No-Yds-TD)

EIU - Campanella (7-32-0), Webb (4-13-0)
ISU - Robinson (5-55-0), Horton (3-42-0)

DEFENSE (Tackles - Solo, Assist, TFL)

EIU - Burge (6-11-0), B.J. Brown (5-1-0), Seymour (1-5-1)
ISU - Cambpell (3-8-2), Siskowic (5-5-0)

RECAP

Pierre Rembert scored on an 18-yard touchdown with 2:07 left in the contest as Illinois State rallied to win a hard fought NCAA first round playoff game over Eastern Illinois. The Panthers appeared to have taken the lead for good as Terrance Sanders picked off a Luke Drone pass and raced 87 yards for a go-ahead score with 10:48 left in the fourth. EIU would pick off another pass on the next ISU drive but failed to pick up a first down, thus turning over the ball to ISU for the game winning drive. The Redbirds also returned two interceptions for touchdowns while Zach Yates kicked two long field goals to account for Eastern Illinois other six points. Senior Vincent Webb ended his career second on the EIU career rushing list.

2007 FCS First Round

Nov. 24, 2007



Eastern Illinois..... 11
Southern Illinois..... 30

Carbondale, Ill./McAndrew Stadium
A: 6124

Scoring	1	2	3	4	Final
Eastern Illinois.....	0	0	3	8	11
Southern Illinois.....	14	6	0	10	30

FIRST QUARTER

SIU - Alan 21 pass from Hill (Dougherty kick) (10:19)
SIU - Kernes 8 pass from Hill (Dougherty kick) (2:59)

SECOND QUARTER

SIU - Dougherty 18 field goal (1:55)
SIU - Dougherty 21 field goal (0:00)

THIRD QUARTER

EIU - Wilke 42 field goal (2:35)

FOURTH QUARTER

SIU - Hill 5 run (Dougherty kick) (14:55)
EIU - Campanella 7 pass from Reeder (Steckel conversion from Reeder) (7:03)
SIU - Dougherty 26 field goal (2:24)

TEAM STATSEIU SIU

First Downs.....	11	23
Rushes-Yards.....	26-66	39-168
Passing-Yards.....	113	234
Comp-Att-Int.....	22-34-1	24-31-0
Total Offense.....	179	402
Fumbles-Lost.....	3-1	2-2
Penalties-Yards.....	3-25	3-23
Int Returns-Yards-TD.....	0-0-0	1-5-0
Time of Possession.....	26:22	33:38
Sacks-Yards.....	2-9	2-13

LEADERS**RUSHING (No-Yds-TD)**

EIU - Adeniji 22-76-0; Bess 1-9-0
SIU - Randle 12-72-0; Hill 13-32-1

PASSING (Att-Cmp-Int-Yds-TD)

EIU - Reeder 33-22-1-113-1
SIU - Hill 30-24-0-234-2

RECEIVING (No-Yds-TD)

EIU - Fisher 5-24-0; Adeniji 4-18-0
SIU - Turner 6-75-1; Allen 5-66-0

DEFENSE (Tackles - Solo, Assist, TFL)

EIU - Thomas 8-7-0; Arrington 5-5-0; Larson 2-6-1
SIU - Turner 4-7-1; Rodgers 7-2-0; Moe 6-2-1

RECAP

Southern Illinois scored ten first half points off of Eastern Illinois turnovers and the Salukis built a 20-0 halftime lead to advance to the NCAA second round. After EIU made a stop on the first SIU drive, the Panthers fumbled their first offensive snap inside the redzone allowing SIU to score a couple of plays later. SIU held Ademola Adeniji to just 76 yards rushing as the Panthers scored 11 points late but were never really in the contest. Nick Hill was a dual threat passing for 234 yards while rushing for 32 yards and a touchdown. EIU did play with out All-American wide receiver Micah Rucker for a majority of the game. Senior linebacker Donald Thomas finished his career with a 15 tackle game.

2009 FCS First Round

Nov. 28, 2009



Eastern Illinois..... 7
Southern Illinois..... 48

Carbondale, Ill.
McAndrew Stadium (A: 6,391)

Scoring	1	2	3	4	Final
Eastern Illinois.....	7	0	0	0	7
Southern Illinois.....	7	17	17	7	48

FIRST QUARTER

EIU - Ricks 11 run (Signor kick) (11:42)
SIU - Karim 10 run (Dougherty kick) (7:33)

SECOND QUARTER

SIU - McIntosh 16 run (Dougherty kick) (13:28)
SIU - Dougherty 33 field goal (7:24)
SIU - Russo 28 fumble return (Dougherty kick) (6:04)

THIRD QUARTER

SIU - Goode 6 pass from McIntosh (Dougherty kick) (11:29)
SIU - Karim 11 pass from McIntosh (Dougherty kick) (6:37)
SIU - Dougherty 45 field goal (1:14)

FOURTH QUARTER

SIU - Karim 58 run (Dougherty kick) (11:31)

TEAM STATSEIU SIU

First Downs.....	10	20
Rushes-Yards.....	36-109	53-323
Passing-Yards.....	80	66
Comp-Att-Int.....	7-18-1	13-17-1
Total Offense.....	189	389
Fumbles-Lost.....	5-5	1-1
Penalties-Yards.....	3-40	7-55
Int Returns-Yards-TD.....	1-0-0	1-2-0
Time of Possession.....	24:32	35:28
Sacks-Yards.....	0-0	4-29

LEADERS**RUSHING (No-Yds-TD)**

EIU - M. Williams (20-107-0), Potempa (7-17-0)
SIU - Karim (23-155-2), McIntosh (15-115-1)

PASSING (Att-Cmp-Int-Yds-TD)

EIU - Christensen (8-1--1-13-0); Reeder (10-6-0-67-0)
SIU - McIntosh (17-13-1-66-2)

RECEIVING (No-Yds-TD)

EIU - Lora (3-28-0), Whittaker (2-28-0)
SIU - Morris (3-15-0), Kernes (2-14-0), Goode (2-13-1)

DEFENSE (Tackles - Solo, Assist, TFL)

EIU - Nasti (10-4-0.5), Kickels (5-3-1), Frericks (3-2-0.5)
SIU - Jordan (1-6-0), Walker (3-2-2)

RECAP

Eastern Illinois scored on its first offensive possession as Lorence Ricks scooted in from 11 yards out on a fourth and one call but five lost fumbles would eventually cost the Panthers in a 48-7 loss at Southern Illinois. The EIU defense held the high powered Saluki offense to punts on their first two possessions but SIU was able to convert on a short field following a fumble recovery. SIU tied the game on a 10-yard run by Deji Karim with 7:33 left in the first and never looked back. Karim became the first opposing rusher to go over 100 yards on the season against EIU as he finished with 155 yards and two scores. EIU's ground attack was led by Mon Williams with 107 yards but much of that real estate was gained in the middle part of the field. Kyle Russo capped the SIU day with a 28 yard fumble return for touchdown with 6:04 left in the first half.

**GAME 12 - Nov. 24, 2012**

Eastern Illinois 10
 South Dakota State 58

Brookings, S.D.
 Coughlin-Alumni Field (A: 4,367)
 FCS Playoffs First Round

Scoring	1	2	3	4	Final
Eastern Illinois	0	3	0	7	10
South Dakota St.	10	24	3	21	58

FIRST QUARTER

SDS - Zenner 68 run (Syrovatka kick) (4:27)
 SDS - Syrovatka 22 field goal (2:25)

SECOND QUARTER

EIU - Berra 19 field goal (14:04)
 SDS - Zenner 4 run (Syrovatka kick) (9:39)
 SDS - Zenner 7 run (Syrovatka kick) (5:35)
 SDS - Syrovatka 29 field goal (1:00)
 SDS - Jones 8 pass from Sumner (Syrovatka kick) (0:00)

THIRD QUARTER

SDS - Syrovatka 28 field goal (4:40)

FOURTH QUARTER

SDS - Gandy 1 run (Syrovatka kick) (13:12)
 EIU - Walker 4 run (Berra kick) (10:39)
 SDS - Jones 5 run (Syrovatka kick) (7:11)
 SDS - Gandy 12 run (Syrovatka kick) (3:54)

TEAM STATSEIU SDSU

First Downs	17	29
Rushes-Yards	32-145	53-434
Passing-Yards	221	146
Comp-Att-Int	25-41-1	13-28-0
Total Offense	366	580
Fumbles-Lost	2-1	0-0
Penalties-Yards	9-100	4-20
Int Returns-Yards-TD	0-0-0	1-20-0
Time of Possession	22:57	37:03
Sacks-Yards	1-10	2-13

LEADERS**RUSHING (No-Yds-TD)**

EIU - Walker (23-125-1), Lora (1-14-0)
 SDS - Zenner (33-295-3), Gandy (16-151-2)

PASSING (Att-Cmp-Int-Yds-TD)

EIU - Garoppolo (41-25-1-221-0)
 SDS - Sumner (28-13-0-146-1)

RECEIVING (No-Yds-TD)

EIU - Lora (12-133-0), Wright (4-54-0)
 SDS - Rollin (5-44-0), Kool (3-25-0)

DEFENSE (Tackles - Solo, Assist, TFL)

EIU - Houlihan (7-0-0), Dowdell (7-0-0), Haynes (6-0-1)
 SDS - Mink (6-2-1), Lally (6-1-0), Shafraath (5-2-0)

RECAP

South Dakota State scored twice in the last minute of the second quarter to break open a FCS first round playoff game as the Jackrabbits won 58-10 over Eastern Illinois. Zach Zenner scored the first of three touchdowns as he broke loose for a 68-yard run in the first quarter. EIU would turn the ball over on an interception on the next drive as a receiver slipped on the frozen grass. The Panthers defense held SDSU to a field goal. The Panthers were then held at the goal line to open the second quarter settling for a field goal. Zenner scored two short touchdowns and rushed for 295 yards to put the game away. Erik Lora hauled in 12 passes for 133 yards as he finished the season with an FCS record 136 receptions. His 1,664 yards receiving rank fourth all-time for single season totals in the FCS.

**GAME 13 - Dec. 7, 2013**

Tennessee State 10
 Eastern Illinois 51

Charleston, Ill.
 O'Brien Field (4,825)
 FCS Playoffs 2nd Round

Scoring	1	2	3	4	Final
Tennessee State	0	0	7	3	10
Eastern Illinois	16	21	7	7	51

FIRST QUARTER

EIU - Duncan 3 run (Berra kick) (11:15)
 EIU - Berra 25 field goal (8:06)
 EIU - Lora 20 pass from Garoppolo (kick failed) (4:41)

SECOND QUARTER

EIU - LePak 6 pass from Garoppolo (Berra kick) (10:32)
 EIU - Goodman 5 blocked punt return (Berra kick) (2:15)
 EIU - Drake 4 pass from Garoppolo (Berra kick) (0:26)

THIRD QUARTER

EIU - Little 18 run (Berra kick) (12:41)
 TSU - Broughton 7 run (Godfrey kick) (7:28)

FOURTH QUARTER

TSU - Godfrey 42 field goal (10:00)
 EIU - Little 80 run (Berra kick) (9:46)

TEAM STATSEIUTSU

First Downs	25	13
Rushes-Yards	46-313	33-45
Passing-Yards	240	242
Comp-Att-Int	17-27-1	25-38-0
Total Offense	553	287
Fumbles-Lost	4-1	5-3
Penalties-Yards	6-37	8-97
Int Returns-Yards-TD	0-0-0	1-3-0
Time of Possession	27:13	32:47
Sacks-Yards	1-2	1-5

LEADERS**RUSHING (No-Yds-TD)**

EIU - Little (12-184-2), Duncan (21-79-1), Lera (6-47-0)
 TSU - Broughton (16-26-1), Spells (4-10-0)

PASSING (Att-Cmp-Int-Yds-TD)

EIU - Garoppolo (26-17-1-240-3)
 TSU - German (38-25-0-242-0)

RECEIVING (No-Yds-TD)

EIU - Drake (6-95-1), LePak (6-32-1), Lora (3-76-1)
 TSU - Mitchell (6-76-0), Wilson (4-50-0)

DEFENSE (Tackles - Solo, Assist, TFL)

EIU - Gristick (4-1-0), McCall (4-1-0), Houlihan (4-1-0)
 TSU - Taylor (9-2-1), Thrasher (7-3-0)

RECAP

Eastern Illinois snapped a long FCS playoff drought with a 51-10 victory over Tennessee State in the FCS 2nd round. The Panthers the No. 2 seed in this year's field jumped out to a 37-0 lead at halftime. Jimmy Garoppolo threw for three first half touchdowns hitting Erik Lora, Jeff LePak and Adam Drake. The Panthers tacked on a special teams touchdown as DJ Bland blocked a punt that Anthony Goodman scooped up and scored on from five yards out. Shepard Little rushed for 184 yards and two second half touchdowns as EIU won in the playoffs for the first time since 1989. The Panthers stuffed the TSU run allowing just 45 yards on the ground and 287 yards of total offense. It was the most points EIU has scored in a playoff game and the least number of points the Panthers defense has allowed in the FCS playoffs.

**GAME 14 - Dec. 13, 2013**

Towson 49
 Eastern Illinois 39

Charleston, Ill.
 O'Brien Field (3,850)
 FCS Playoffs Quarterfinals

Scoring	1	2	3	4	Final
Towson	0	21	14	14	49
Eastern Illinois	14	0	10	15	39

FIRST QUARTER

EIU - Lora 3 pass from Garoppolo (Berra kick) (10:13)
 EIU - Garoppolo 6 run (Berra kick) (7:18)

SECOND QUARTER

TOW - West 9 run (Evangelista kick) (12:40)
 TOW - Frazier 4 run (Evangelista kick) (6:21)
 TOW - West 63 run (Evangelista kick) (4:39)

THIRD QUARTER

EIU - Garoppolo 1 run (Berra kick) (13:15)
 TOW - West 6 run (Evangelista kick) (9:52)
 EIU - Berra 28 field goal (6:20)
 TOW - West 5 run (Evangelista kick) (1:13)

FOURTH QUARTER

EIU - LePak 39 pass from Garoppolo (Lora catch) (14:35)
 TOW - Victor 3 run (Evangelista kick) (9:53)
 TOW - West 3 run (Evangelista kick) (7:33)
 EIU - Meyer 10 run (Berra kick) (3:08)

TEAM STATSEIUTOW

First Downs	28	26
Rushes-Yards	48-190	59-472
Passing-Yards	321	115
Comp-Att-Int	38-51-0	8-14-0
Total Offense	511	587
Fumbles-Lost	7-2	4-2
Penalties-Yards	7-65	3-15
Int Returns-Yards-TD	0-0-0	0-0-0
Time of Possession	29:08	30:52
Sacks-Yards	0-0	3-17

LEADERS**RUSHING (No-Yds-TD)**

EIU - Duncan (20-100-0), Little (14-58-0)
 TOW - West (39-354-5), Victor (11-80-1)

PASSING (Att-Cmp-Int-Yds-TD)

EIU - Garoppolo (50-38-0-321-2)
 TOW - Athens (13-8-0-115-0)

RECEIVING (No-Yds-TD)

EIU - Lora (18-129-1), LePak (5-67-1)
 TOW - Obboh (3-41-0), Dessenberg (1-29-0)

DEFENSE (Tackles - Solo, Assist, TFL)

EIU - Haynes (7-2-0), Delphonse (5-3-0), Beard (6-1-0)
 TSU - Clark (11-4-0), Gaddis (13-1-1), Delaire (6-0-2)

RECAP

Eastern Illinois jumped out to a 14-0 first quarter lead but the Panthers could not slow down Towson running back Terrance West during a 49-39 loss in the FCS quarterfinals. West rushing for an FCS playoff record 354 yards and five touchdowns. Walter Payton Award winning quarterback Jimmy Garoppolo did all he could for the Panthers offense passing for 321 yards with two passing touchdowns and two rushing touchdowns. Senior wide receiver Erik Lora ended his career with 18 catches for 129 yards and one score. EIU tied the game to open the second half and closed to within 3 points to open the fourth quarter. EIU's defense could not find an answer for West or the Tigers as they rushed for 472 total yards and seven rushing touchdowns.

**GAME 12 - November 28, 2015**

Eastern Illinois 17

Northern Iowa 53

Cedar Falls, Iowa
UNI-Dome (7,062)
(FCS Playoffs 1st Round)

Scoring	1	2	3	4	Final
Eastern Illinois	7	0	10	0	17
Northern Iowa	0	23	20	10	53

FIRST QUARTER

EIU - Church 1 run (Bruno kick) (6:44)

SECOND QUARTER

UNI - Schmadeke 37 field goal (13:37)

UNI - Fountain 32 pass from Bailey (Schmadeke kick) (7:22)

UNI - Schmadeke 22 field goal (2:32)

UNI - Smith 2 run (Schmadeke kick) (1:48)

UNI - Schmadeke 30 field goal (0:00)

THIRD QUARTER

EIU - Bruno 37 field goal (13:11)

UNI - Brown 52 pass from Bailey (Schmadeke kick) (12:28)

EIU - Bounds 2 pass from Whitlow (Bruno kick) (10:44)

UNI - Fountain 41 pass from Bailey (pass failed) (9:00)

UNI - Huggins 24 run (Schmadeke kick) (1:43)

FOURTH QUARTER

UNI - Schmadeke 21 field goal (6:38)

UNI - Buchanan 70 interception return (Schmadeke kick) (4:07)

TEAM STATSEIU UNI

First Downs	16	23
Rushes-Yards	24-76	58-323
Passing-Yards	293	162
Comp-Att-Int	31-56-3	7-11-0
Total Offense	369	485
Fumbles-Lost	2-1	3-2
Penalties-Yards	10-80	5-31
Int Returns-Yards-TD	0-0-0	3-87-1
Time of Possession	25:54	34:06
Sacks-Yards	3-9	0-0

LEADERS**RUSHING (No-Yds-TD)**

EIU - Church (15-35-1), Harrison (2-19-0), Whitlow (2-19-0)

UNI - Smith (24-147-1), Bailey (18-72-0)

PASSING (Att-Cmp-Int-Yds-TD)

EIU - Whitlow (49-27-2-252-1), Green (7-4-1-41-0)

UNI - Bailey (11-7-0-162-3)

RECEIVING (No-Yds-TD)

EIU - Church (10-46-0), Taylor (3-106-0)

UNI - Brown (2-78-1), Fountain (2-73-2)

DEFENSE (Tackles - Solo, Assist, TFL)

EIU - Wickliffe (10-0-0), Grugier-Hill (8-0-2), Goodman (5-1-1)

UNI - Dorleant (6-0-2), Ales (5-1-0)

RECAP

Northern Iowa turned two Eastern Illinois errors late in the second quarter into 13 points as UNI slowly pulled away for a 53-17 win over EIU in the first round of the FCS playoffs. EIU led 7-0 on a Devin Church short touchdown run in the first quarter. After a mishandled snap, UNI was able to take a 10-7 lead with 7:22 to play in the second quarter. EIU could not get out of the half and trailed 23-7 at the break. A Nick Bruno field goal to open the second half cut the lead to 23-10, but UNI responded with a touchdown and scored 20 points in the third quarter and ten in the fourth. Jalen Whitlow passed for 252 yards in his final game as a Panther. Jourdan Wickliffe had ten tackles for the EIU defense.

1982 (NCAA)

1. Eastern Kentucky
2. Louisiana Tech
3. Delaware
4. Tennessee State
5. **EASTERN ILLINOIS**
6. Furman
7. South Carolina State
8. Jackson State
9. Colgate
10. Grambling
11. Idaho
12. Northern Illinois
13. Holy Cross
14. Bowling Green
15. Boise State
16. Western Michigan
17. Chattanooga
18. Northwestern State
19. Montana
20. Lafayette

1983 (NCAA)

1. Southern Illinois
2. Furman
3. Holy Cross
4. North Texas
5. Indiana State
6. **EASTERN ILLINOIS**
7. Colgate
8. Eastern Kentucky
9. Western Carolina
10. Grambling
11. Nevada
12. Idaho State
13. Boston University
14. Louisiana Monroe
15. Jackson State
16. Middle Tennessee
17. Tennessee State
18. South Carolina State
19. Mississippi Valley St.
20. New Hampshire

1986 (NCAA)

1. Nevada
2. Arkansas State
3. **EASTERN ILLINOIS**
4. Georgia Southern
5. Holy Cross
6. Appalachian State
7. Penn
8. William & Mary
9. Jackson State
10. Eastern Kentucky
11. Sam Houston State
12. Nicholls State
13. Delaware
14. Tennessee State
15. Furman
16. Idaho
17. Southern Illinois
18. Murray State
19. Connecticut
20. North Carolina A&T

1989 (NCAA)

1. Georgia Southern
2. Furman
3. Stephen F. Austin
4. Holy Cross
5. Idaho
6. Montana
7. Appalachian State
8. Maine
9. Southwest Missouri
10. Middle Tennessee
11. William & Mary
12. Eastern Kentucky
13. Grambling
14. Youngstown State
15. **EASTERN ILLINOIS**
16. Villanova
17. Jackson State
18. Connecticut
19. Nevada-Reno
20. Northern Iowa

1995 (Sports Network)

1. Montana
2. Marshall
3. McNeese State
4. Stephen F. Austin
5. Appalachian State
6. Delaware
7. Troy State
8. Southern
9. Murray State
10. Hofstra
11. Georgia Southern
12. Eastern Kentucky
13. Northern Iowa
14. **EASTERN ILLINOIS**
15. James Madison
16. Jackson State
17. Florida A&M
18. Idaho
19. William & Mary
20. Richmond
21. Boise State
22. Northern Arizona
23. Connecticut
24. Indiana State
25. Middle Tennessee

1996 (Sports Network)

1. Marshall
2. Montana
3. Northern Iowa
4. Troy State
5. William & Mary
6. Murray State
7. E. Tennessee State
8. Furman
9. Delaware
10. Jackson State
11. Villanova
12. Western Illinois
13. Florida A&M
14. Nicholls State
15. **EASTERN ILLINOIS**
16. New Hampshire
17. Youngstown State
18. Dartmouth
19. Howard
20. Missouri State
21. Stephen F. Austin
22. James Madison
23. Dayton
24. Appalachian State

1997 Sports Network

1. Youngstown State
2. McNeese State
3. Delaware
4. Eastern Washington
5. Villanova
6. Western Illinois
7. Western Kentucky
8. Georgia Southern
9. Hampton
10. Florida A&M
11. Southern
12. Montana
13. Jackson State
14. Hofstra
15. Eastern Kentucky
16. Cal Poly
17. Northwestern State
18. Stephen F. Austin
19. South Carolina State
20. Liberty
21. **EASTERN ILLINOIS**
22. Appalachian State
23. Dayton
24. Northeastern
25. Colgate

2000 (Sports Network)

1. Georgia Southern
2. Montana
3. Delaware
4. Appalachian State
5. Western Kentucky
6. Richmond
7. Hofstra
8. Lehigh
9. Troy State
10. Furman
11. Youngstown State
12. Western Illinois
13. Grambling
14. Florida A&M
15. Portland State
16. McNeese State
17. **EASTERN ILLINOIS**
18. Weber State
19. Northern Iowa
20. Bethune-Cookman
21. North Carolina A&T
22. Tennessee Tech
23. Wofford
24. Illinois State
25. Texas State

2001 Sports Network

1. Montana
2. Furman
3. Georgia Southern
4. Northern Iowa
5. Lehigh
6. Appalachian State
7. Sam Houston State
8. Grambling
9. **EASTERN ILLINOIS**
10. Maine
11. Hofstra
12. Western Kentucky
13. McNeese State
14. Northwestern State
15. Youngstown State
16. Northern Arizona
17. William & Mary
18. Eastern Kentucky
19. Harvard
20. Villanova
21. Rhode Island
22. Florida A&M
23. Tennessee Tech
24. Penn
25. Tennessee State

2002 Sports Network

1. Western Kentucky
2. McNeese State
3. Georgia Southern
4. Villanova
5. Western Illinois
6. Maine
7. Montana
8. Grambling
9. Furman
10. Appalachian State
11. Northeastern
12. Fordham
13. **EASTERN ILLINOIS**
14. Wofford
15. Bethune-Cookman
16. Northwestern State
17. Penn
18. Idaho State
19. Montana State
20. Murray State
21. Eastern Kentucky
22. Gardner-Webb
23. Nicholls State
24. Southeast Missouri
25. Colgate

2005 Sports Network

1. Appalachian State
2. Northern Iowa
3. Furman
4. Texas State
5. New Hampshire
6. Cal Poly
7. Southern Illinois
8. Richmond
9. Georgia Southern
10. Hampton
11. Montana
12. Grambling
13. Eastern Washington
14. Youngstown State
15. Brown
16. **EASTERN ILLINOIS**
17. Nicholls State
18. Montana State
19. Massachusetts
20. South Carolina State
21. Lafayette
22. Illinois State
23. Colgate
24. Coastal Carolina
25. James Madison

2006 Sports Network

1. Appalachian State
2. Massachusetts
3. Montana
4. Youngstown State
5. North Dakota State
6. New Hampshire
7. Southern Illinois
8. Illinois State
9. James Madison
10. Montana State
11. Hampton
12. Furman
13. Tennessee Martin
14. Coastal Carolina
15. **EASTERN ILLINOIS**
16. Cal Poly
17. Northern Iowa
18. Princeton
19. Portland State
20. San Diego
21. McNeese State
22. South Dakota State
23. Wofford
24. Central Arkansas
25. Yale

2007 Sports Network

1. Appalachian State
2. Delaware
3. Southern Illinois
4. Northern Iowa
5. Richmond
6. Wofford
7. Massachusetts
8. Eastern Washington
9. North Dakota State
10. Montana
11. McNeese State
12. James Madison
13. Eastern Kentucky
14. New Hampshire
15. Delaware State
16. Youngstown State
17. Georgia Southern
18. **EASTERN ILLINOIS**
19. South Dakota State
20. Fordham
21. Harvard
22. Yale
23. Elon
24. Cal Poly
25. Grambling State

2009 Sports Network

1. Villanova
2. Montana
3. Appalachian State
4. William & Mary
5. Richmond
6. Southern Illinois
7. New Hampshire
8. South Carolina State
9. Elon
10. Stephen F. Austin
11. South Dakota State
12. McNeese State
13. Eastern Washington
14. Holy Cross
15. Prairie View A&M
16. Jacksonville State
17. Weber State
18. Northern Iowa
19. **EASTERN ILLINOIS**
20. Penn
21. Colgate
22. Liberty
23. Florida A&M
24. Lafayette
25. Texas State

2012 FCS Coaches

1. North Dakota State
2. Sam Houston State
3. Georgia Southern
4. Eastern Washington
5. Montana State
6. Old Dominion
7. Wofford
8. Appalachian State
9. Illinois State
10. Central Arkansas
11. Cal Poly
12. Stony Brook
13. New Hampshire
14. Lehigh
15. Towson
16. Villanova
17. South Dakota State
18. Richmond
19. Eastern Kentucky
20. Northern Arizona
21. James Madison
22. Wagner
23. Bethune-Cookman
24. Coastal Carolina
25. **EASTERN ILLINOIS**

2013 Sports Network

1. North Dakota State
2. Towson
3. Eastern Washington
4. **EASTERN ILLINOIS**
5. New Hampshire
6. Southeastern Louisiana
7. Coastal Carolina
8. Montana
9. Fordham
10. Jacksonville State
11. McNeese State
12. Maine
13. South Dakota State
14. Sam Houston State
15. Northern Arizona
16. Bethune-Cookman
17. Tennessee State
18. Youngstown State
19. Samford
20. Montana State
21. Southern Utah
22. Furman
23. Chattanooga
24. Charleston Southern
25. South Carolina State

2015 FCS Coaches

1. North Dakota State
2. Jacksonville State
3. Richmond
4. Sam Houston State
5. Illinois State
6. Northern Iowa
7. Charleston Southern
8. Chattanooga
9. McNeese State
10. Portland State
11. James Madison
12. William & Mary
13. Colgate
14. Montana
15. The Citadel
16. South Dakota State
17. Coastal Carolina
18. Southern Utah
19. Fordham
20. Harvard
21. North Carolina A&T
22. Western Illinois
23. **EASTERN ILLINOIS**
24. Dartmouth
25. Bethune-Cookman

Listed are Final FCS (I-AA) polls that Eastern Illinois has been ranked in since moving to that Division. The NCAA ranked teams from 1978 through 1992 and rankings are from final regular-season games - no post-season is included. The Sports Network took over for the NCAA in 1993 expanding the poll to 25 teams. Starting in 1998, rankings were done following the NCAA Playoffs.

All rankings taken from NCAA Record Book

Eastern Illinois was ranked No. 1 in the nation at the NCAA Division II level following the 1980 regular season.

Date	Rank	Opponent (Rank)	Result
Oct. 16, 1982	(20)	at Indiana State	W 16-12
Oct. 23, 1982	(12)	at Western Illinois	W 31-7
Oct. 30, 1982	(7)	Southern Illinois	W 20-7
Nov. 6, 1982	(6)	at Missouri State	W 36-7
Nov. 13, 1982	(5)	Kentucky Wesleyan	W 72-0
Nov. 27, 1982	(5)	Jackson State (8) *	W 16-13 (ot)
Dec. 4, 1982	(5)	at Tennessee State (4) *	L 19-20
Oct. 1, 1983	(20)	Youngstown State	W 21-20
Oct. 8, 1983	(17)	at Akron	W 10-7
Oct. 15, 1983	(13)	Northern Iowa	W 13-0
Oct. 22, 1983	(9)	Western Illinois	W 20-0
Oct. 29, 1983	(7)	Indiana State (20)	L 13-17
Nov. 5, 1983	(13)	Missouri State	W 12-3
Nov. 12, 1983	(11)	at Western Kentucky	W 34-14
Nov. 26, 1983	(6)	at Indiana State (5) *	L 13-16 (2ot)
Oct. 4, 1986	(15)	Liberty	W 40-15
Oct. 11, 1986	(11)	Northern Iowa (8)	W 31-30
Oct. 18, 1986	(9)	at Western Illinois	W 37-3
Oct. 25, 1986	(8)	at Missouri State	W 34-20
Nov. 1, 1986	(6)	Winona State	W 64-0
Nov. 8, 1986	(4)	at Indiana State	W 31-14
Nov. 14, 1986	(4)	Western Kentucky	W 35-18
Nov. 29, 1986	(3)	Murray State (18) *	W 28-21
Dec. 7, 1986	(3)	Eastern Kentucky (10) *	L 22-24
Sept. 26, 1987	(17)	at Liberty	W 17-14
Oct. 3, 1987	(14)	at Akron	L 10-24
Oct. 7, 1989	(19)	at Liberty	L 7-9
Oct. 14, 1989	(20)	Akron	W 21-17
Oct. 21, 1989	(19)	Western Illinois	W 31-5
Oct. 28, 1989	(13)	at Northern Iowa	L 28-31
Nov. 18, 1989	(18)	at Western Kentucky (15)	W 10-7
Nov. 25, 1989	(15)	at Idaho (4) *	W 38-21
Dec. 2, 1989	(15)	at Montana (6) *	L 19-25
Sept. 1, 1990	(17)	at Northern Illinois	L 17-28
Sept. 8, 1990	(18)	at Northwestern State	W 23-22
Sept. 15, 1990	(18)	McNeese State	L 7-15
Oct. 7, 1995	(22)	at Northern Iowa (21)	L 7-17
Oct. 14, 1995	(25)	at Western Kentucky	W 35-9
Oct. 28, 1995	(18)	Illinois State	W 31-10
Nov. 4, 1995	(15)	Western Illinois	W 20-17
Nov. 11, 1995	(14)	at Southern Illinois	W 42-21
Nov. 18, 1995	(12)	at Indiana State (19)	W 27-6
Nov. 25, 1995	(12)	at Stephen F. Austin (5) *	L 29-34
Sept. 7, 1996	(24)	Pittsburg State	W 41-31
Sept. 14, 1996	(17)	Indiana State	W 35-16
Sept. 28, 1996	(9)	at UT Martin	W 38-0
Oct. 12, 1996	(7)	Western Illinois	L 7-10
Oct. 19, 1996	(14)	Murray State (8)	L 28-35
Oct. 26, 1996	(18)	at Tennessee Tech	W 35-27
Nov. 2, 1996	(17)	at Austin Peay	W 42-7
Nov. 9, 1996	(15)	at Southeast Missouri	W 41-21
Nov. 16, 1996	(14)	at Middle Tennessee	L 24-31
Nov. 23, 1996	(19)	Eastern Kentucky	W 45-21
Nov. 30, 1996	(16)	at Northern Iowa (3) *	L 14-21
Aug. 28, 1997	(6)	at Western Illinois (8)	L 0-41
Sept. 6, 1997	(19)	UT Martin	W 42-6
Sept. 13, 1997	(19)	Saint Joseph's (IN)	W 41-20
Sept. 20, 1997	(19)	at Illinois State	W 25-14
Sept. 27, 1997	(15)	at Tennessee Tech	W 10-7
Oct. 4, 1997	(15)	at Southeast Missouri	W 32-7
Oct. 18, 1997	(10)	Middle Tennessee	W 30-17
Oct. 25, 1997	(10)	Austin Peay	W 42-14
Nov. 1, 1997	(8)	at Indiana State	W 21-14
Nov. 8, 1997	(9)	at Murray State	L 17-24
Nov. 22, 1997	(14)	Eastern Kentucky (19)	L 7-49
Sept. 3, 1998	(24)	Saint Joseph's (IN)	W 24-7
Sept. 12, 1998	(22)	at Central Florida	L 0-49
Sept. 26, 1998	(25)	Tennessee Tech	W 13-6
Oct. 3, 1998	(22)	Southeast Missouri	W 35-33
Oct. 17, 1998	(14)	Illinois State	L 22-36
Oct. 24, 1998	(21)	at Middle Tennessee	W 35-32
Oct. 31, 1998	(18)	Tennessee State	L 21-27
Oct. 14, 2000	(25)	Murray State	W 48-7
Oct. 21, 2000	(22)	at Tennessee Tech	W 27-16
Oct. 28, 2000	(17)	at Western Kentucky (8)	L 12-34
Nov. 4, 2000	(21)	Southeast Missouri	W 38-9
Nov. 11, 2000	(17)	at Illinois State	L 41-44 (2ot)

Date	Rank	Opponent (Rank)	Result
Nov. 18, 2000	(22)	Eastern Kentucky	W 49-6
Nov. 25, 2000	(17)	at Montana (1) *	L 13-45
Sept. 8, 2001	(12)	Indiana State	W 44-14
Sept. 22, 2001	(10)	at Eastern Kentucky	W 21-14
Sept. 29, 2001	(8)	Tennessee Tech	W 44-33
Oct. 6, 2001	(6)	at San Diego State	L 7-40
Oct. 13, 2001	(10)	Southeast Missouri	W 12-0
Oct. 20, 2001	(9)	at Southern Illinois	W 49-21
Oct. 27, 2001	(8)	Tennessee State (14)	W 52-49
Nov. 1, 2001	(6)	at UT Martin	W 56-16
Nov. 10, 2001	(4)	at Florida Atlantic	W 38-10
Nov. 17, 2001	(3)	Murray State	W 37-6
Nov. 24, 2001	(3)	Northern Iowa (6) *	L 43-49
Aug. 31, 2002	(4)	at Hawai'i	L 36-61
Sept. 14, 2002	(7)	at Kansas State	L 13-63
Sept. 21, 2002	(13)	Indiana State	W 26-19
Sept. 28, 2002	(13)	Illinois State	W 45-10
Oct. 5, 2002	(14)	at Tennessee Tech	W 35-28
Oct. 12, 2002	(9)	Eastern Kentucky (19)	W 25-24
Oct. 19, 2002	(7)	at Southeast Missouri	W 44-27
Nov. 2, 2002	(6)	at Tennessee State	W 54-48
Nov. 9, 2002	(6)	UT Martin	W 55-43
Nov. 16, 2002	(3)	Florida Atlantic	W 47-6
Nov. 23, 2002	(2)	at Murray State	L 35-37
Nov. 30, 2002	(6)	at Western Illinois (2) *	L 9-48
Aug. 30, 2003	(20)	California (Pa.)	W 27-0
Sept. 13, 2003	(18)	at Missouri	L 0-37
Sept. 20, 2003	(18)	Illinois State	L 14-21
Nov. 5, 2005	(24)	at Tennessee State	W 27-3
Nov. 12, 2005	(23)	Tennessee Tech	W 31-20
Nov. 19, 2005	(22)	at Jacksonville State	W 10-6
Nov. 26, 2005	(19)	Southern Illinois (8) *	L 6-21
Sept. 2, 2006	(14)	at Illinois (24)	L 17-42
Sept. 9, 2006	(20)	Indiana State	W 31-21
Sept. 16, 2006	(18)	at Illinois State (6)	L 30-44
Sept. 23, 2006	(19)	at Samford	W 24-13
Sept. 30, 2006	(17)	at Hawai'i	L 9-44
Oct. 7, 2006	(20)	Southeast Missouri	W 21-0
Oct. 14, 2006	(16)	at Eastern Kentucky	W 28-21
Oct. 21, 2006	(16)	Murray State	W 20-10
Oct. 28, 2006	(14)	at UT Martin (12)	L 9-15
Nov. 4, 2006	(20)	Tennessee State	W 29-3
Nov. 11, 2006	(20)	at Tennessee Tech	W 38-14
Nov. 18, 2006	(17)	Jacksonville State	W 28-24
Nov. 25, 2006	(14)	Illinois State (11) *	L 13-24
Aug. 30, 2007	(17)	Tennessee Tech	W 45-25
Sept. 8, 2007	(12)	at Purdue	L 6-52
Sept. 15, 2007	(14)	Illinois State (17)	L 21-24
Sept. 22, 2007	(20)	at Indiana State	W 54-20
Sept. 29, 2007	(19)	at Southeast Missouri	W 31-16
Oct. 6, 2007	(15)	Eastern Kentucky	L 21-28
Oct. 13, 2007	(23)	at Murray State	W 27-24
Oct. 20, 2007	(24)	UT Martin	W 29-23
Oct. 27, 2009	(25)	at Tennessee State	W 38-35
Nov. 10, 2009	(22)	at Jacksonville State	W 37-23
Nov. 17, 2009	(20)	Samford	W 33-17
Nov. 24, 2009	(18)	at Southern Illinois (4) *	L 11-30
Aug. 28, 2008	(18)	at Central Michigan	L 12-31
Sept. 5, 2008	(18)	at Illinois	L 21-47
Sept. 13, 2008	(20)	Indiana State	W 38-3
Sept. 20, 2008	(20)	at Illinois State	W 25-21
Sept. 27, 2008	(20)	Jacksonville State	L 10-23
Sept. 26, 2009	(24)	at Austin Peay	W 30-20
Oct. 3, 2009	(23)	Eastern Kentucky (18)	L 31-36
Oct. 10, 2009	(25)	at Penn State (12)	L 3-52
Oct. 17, 2009	(25)	Tennessee Tech	W 23-15
Oct. 24, 2009	(24)	at Jacksonville State (12)	W 28-20
Oct. 31, 2009	(19)	at Murray State	W 16-10
Nov. 14, 2009	(13)	UT Martin	W 49-13
Nov. 19, 2009	(13)	Tennessee State	L 10-21
Nov. 28, 2009	(19)	at Southern Illinois (1) *	L 7-48
Sept. 4, 2010	(16)	at Iowa (9)	L 7-37
Sept. 11, 2010	(22)	Central Arkansas	L 7-37

(continued on next page)

Date	Rank	Opponent (Rank)	Result
Nov. 17, 2012	(24)	at Central Arkansas (10)	L 30-48
Nov. 24, 2012	(25)	at South Dakota State (10) *	L 10-58
Aug. 31, 2013	(21)	at San Diego State	W 40-19
Sept. 7, 2013	(14)	at Southern Illinois	W 40-37 (2ot)
Sept. 14, 2013	(9)	Illinois State (16)	W 57-24
Sept. 21, 2013	(8)	at Northern Illinois	L 39-43
Sept. 28, 2013	(8)	Eastern Kentucky	W 42-7
Oct. 10, 2013	(4)	at Austin Peay	W 63-7
Oct. 19, 2013	(3)	Southeast Missouri	W 55-33
Oct. 26, 2013	(2)	at Tennessee State (21)	W 34-16
Nov. 2, 2013	(2)	Tennessee Tech	W 56-21
Nov. 9, 2013	(2)	at Murray State	W 37-17
Nov. 16, 2013	(2)	Jacksonville State (22)	W 52-14
Nov. 23, 2013	(2)	at UT Martin	W 70-22
Dec. 7, 2013	(2)	Tennessee State (17) *	W 51-10
Dec. 13, 2013	(2)	Towson (4) *	L 39-49
Aug. 28, 2014	(11)	at Minnesota	L 20-42
Sept. 6, 2014	(14)	Southern Illinois (25)	L 21-38
Sept. 13, 2014	(24)	at Illinois State	L 15-34
Sept. 3, 2015	(25)	at Western Illinois	L 5-33
Nov. 28, 2015	(24)	at Northern Iowa (14) *	L 17-53

* denotes FCS Playoff Game 110-61 (64.3%)

GAMES VS. FBS RANKED OPPONENTS

FBS Ranked Opponents

Date	Opponent (EIU Rank)	Result
Sept. 5, 2008	24 at Illinois (18)	L 21-47
Oct. 10, 2009	12 at Penn State (25)	L 3-52
Sept. 4, 2010	9 at Iowa (16)	L 7-37
		0-3 (.000)

GAMES VS. FCS RANKED OPPONENTS

Date	Opponent (EIU Rank)	Result
Nov. 27, 1982	8 Jackson State (5) *	W 16-13 (ot)
Dec. 4, 1982	4 Tennessee State (5) *	L 19-20
Sept. 10, 1983	10 at Southern Illinois	L 14-17
Oct. 29, 1983	20 Indiana State (7)	L 13-17
Nov. 26, 1983	5 at Indiana State (6)	L 13-16 (2ot)
Sept. 8, 1984	1 at Indiana State	L 17-24
Oct. 19, 1985	15 Missouri State	W 28-27
Nov. 5, 1985	5 at Northern Iowa	L 20-21
Sept. 20, 1986	17 Southern Illinois	W 52-7
Oct. 11, 1986	8 Northern Iowa (11)	W 31-30
Nov. 29, 1986	18 Murray State (3) *	W 28-21
Dec. 7, 1986	10 Eastern Kentucky (3) *	L 22-24
Sept. 19, 1987	14 Illinois State	W 15-9
Oct. 10, 1987	13 Western Illinois	L 12-21
Oct. 31, 1987	10 at Northern Iowa	L 17-19
Nov. 14, 1987	14 at Western Kentucky	L 15-30
Oct. 15, 1988	2 at Western Illinois	L 8-45
Nov. 5, 1988	5 Western Kentucky	W 6-0
Nov. 12, 1988	15 at Boise State	L 7-12
Sept. 9, 1989	8 Northwestern State	W 20-10
Nov. 11, 1989	5 Missouri State	W 16-15
Nov. 18, 1989	15 at Western Kentucky (18)	W 10-7
Nov. 25, 1989	4 at Idaho (15) *	W 38-21
Dec. 2, 1989	6 at Montana (15) *	L 19-25
Oct. 27, 1990	17 Northern Iowa	L 10-16
Nov. 10, 1990	8 at Missouri State	L 6-48
Nov. 23, 1991	4 at Northern Iowa	L 17-18
Sept. 12, 1992	1 at Marshall	L 28-63
Oct. 24, 1992	14 at Missouri State	L 10-13
Oct. 31, 1992	10 at Youngstown State	L 19-28
Nov. 7, 1992	1 Northern Iowa	W 21-15
Sept. 11, 1993	4 at McNeese State	L 7-49
Oct. 16, 1993	9 at Northern Iowa	L 27-31
Nov. 13, 1993	25 at Western Kentucky	L 14-28
Oct. 8, 1994	11 Northern Iowa	L 7-19
Oct. 7, 1995	21 at Northern Iowa (22)	L 7-17
Nov. 18, 1995	19 at Indiana State (12)	W 27-6
Nov. 25, 1995	5 at Stephen F. Austin (14) *	L 29-34
Oct. 19, 1996	8 Murray State (14)	L 28-35
Nov. 30, 1996	3 at Northern Iowa (16) *	L 14-21
Aug. 28, 1997	8 at Western Illinois (6)	L 0-41
Nov. 22, 1997	19 Eastern Kentucky (14)	L 7-49
Nov. 7, 1998	9 Murray State	L 21-35

GAMES VS. FCS RANKED OPPONENTS (cont.)

Date	Opponent (EIU Rank)	Result
Oct. 9, 1999	5 at Tennessee State	L 25-43
Nov. 13, 1999	7 Illinois State	L 17-24
Oct. 28, 2000	8 at Western Kentucky (17)	L 12-34
Nov. 25, 2000	1 at Montana (17) *	L 13-45
Oct. 27, 2001	14 Tennessee State (8)	W 52-49
Nov. 24, 2001	6 Northern Iowa (3) *	L 43-49
Oct. 12, 2002	19 Eastern Kentucky (9)	W 25-24
Nov. 30, 2002	2 at Western Illinois (6)	L 9-48
Nov. 15, 2003	21 at Jacksonville State	L 24-36
Nov. 13, 2004	14 Jacksonville State	L 21-31
Nov. 26, 2005	8 Southern Illinois (19)	L 6-21
Sept. 15, 2006	6 at Illinois State (18)	L 30-44
Oct. 28, 2006	12 at UT Martin (14)	L 9-15
Nov. 25, 2006	11 Illinois State (14) *	L 13-24
Sept. 15, 2007	17 Illinois State (14)	L 21-24
Nov. 24, 2007	4 at Southern Illinois (18) *	L 11-30
Oct. 3, 2009	18 Eastern Kentucky (23)	L 31-36
Oct. 24, 2009	12 at Jacksonville State (24)	W 28-20
Nov. 28, 2009	1 at Southern Illinois (19) *	L 7-48
Sept. 25, 2010	4 Jacksonville State	L 23-28
Sept. 24, 2011	15 at Jacksonville State	L 21-28
Sept. 15, 2012	15 at Illinois State	L 51-54 (2OT)
Oct. 27, 2012	18 at Eastern Kentucky	W 24-7
Nov. 17, 2012	10 at Central Arkansas (24)	L 30-48
Nov. 24, 2012	19 at South Dakota State (25)	L 10-58
Sept. 14, 2013	16 Illinois State (9)	W 57-24
Oct. 26, 2013	21 at Tennessee State (2)	W 34-16
Nov. 16, 2013	22 Jacksonville State (2)	W 52-14
Dec. 7, 2013	17 Tennessee State (2) *	W 51-10
Dec. 13, 2013	4 Towson (2) *	L 39-49
Sept. 6, 2014	25 Southern Illinois (14)	L 21-38
Oct. 11, 2014	16 at Eastern Kentucky	L 33-36 (OT)
Nov. 15, 2014	3 at Jacksonville State	L 20-27
Sept. 19, 2015	5 Illinois State	L 31-34 (OT)
Nov. 7, 2015	1 Jacksonville State	L 3-24
Nov. 21, 2015	23 Eastern Kentucky	W 21-7
Nov. 28, 2015	14 Northern Iowa (24) *	L 17-53

* Denotes FCS Playoffs 22-58 (27.5%)



Eastern Illinois opened the 2010 season against Big Ten member Iowa. The Hawkeyes are the highest ranked FBS team EIU has ever faced.

ABC (National/Regional)

Date	Location	Opponent	Result
Dec. 2, 1978	H	Youngstown State (NCAA)	W 26-22
Dec. 9, 1978	N	vs. Delaware (NCAA)	W 10-9
Oct. 6, 1979	H	Western Illinois	L 7-10
Nov. 1, 1980	A	at Northern Michigan	W 35-28
Dec. 6, 1980	A	at Northern Alabama (NCAA)	W 56-31
Dec. 13, 1980	N	vs. Cal Poly (NCAA)	L 13-21

BIG TEN NETWORK

Date	Location	Opponent	Result
Sept. 8, 2007	A	at Purdue	L 6-52
Sept. 5, 2008	A	at Illinois	L 21-47
Sept. 4, 2010	A	at Iowa	L 7-37
Sept. 10, 2011	A	at Northwestern	L 21-42
Aug. 28, 2014	A	at Minnesota	L 20-42

COMCAST SPORTSNET

Date	Location	Opponent	Result
Sept. 1, 2011	H	Illinois State (CSN-Chicago)	W 33-26
Sept. 13, 2014	A	at Illinois State (CSN-Chicago)	L 15-34

CSTV (CBS COLLEGE SPORTS TV)

Date	Location	Opponent	Result
Aug. 30, 2007	H	Tennessee Tech *	W 45-25

ESPN / ESPNU / ESPN CLASSIC / ESPN3

Date	Location	Opponent	Result
Nov. 29, 1980	H	Northern Colorado (NCAA - ESPN)	W 21-14
Oct. 9, 2009	A	at Penn State (ESPN Classic)	L 3-52
Nov. 19, 2009	H	Tennessee State * (ESPNU)	L 10-21
Sept. 24, 2011	A	at Jacksonville State * (ESPN3)	L 21-28
Sept. 8, 2012	A	at Western Michigan (ESPN3)	L 21-52
Nov. 24, 2012	A	at South Dakota State (FCS - ESPN3)	L 10-58
Sept. 21, 2013	A	at Northern Illinois (ESPN3)	L 39-43
Sept. 28, 2013	H	Eastern Kentucky * (ESPN3)	W 42-7
Nov. 16, 2013	H	Jacksonville State * (ESPN3)	W 52-14
Nov. 23, 2013	A	at UT Martin * (ESPN3)	W 70-22
Dec. 7, 2013	H	Tennessee State (FCS - ESPN3)	W 51-10
Dec. 13, 2013	H	Towson (FCS - ESPN2)	L 39-49
Sept. 27, 2014	A	at Ohio (ESPN3)	L 19-34
Oct. 25, 2014	H	Tennessee State * (ESPN3)	W 28-3
Nov. 15, 2014	A	at Jacksonville State * (ESPN3)	L 20-27
Sept. 3, 2015	A	at Western Illinois (ESPN3)	L 5-33
Sept. 12, 2015	A	at Northwestern (ESPN News)	L 0-41
Oct. 10, 2015	H	Southeast Missouri * (ESPN3)	W 33-28
Nov. 7, 2015	H	Jacksonville State * (ESPN3)	L 3-24
Nov. 14, 2015	A	at UT Martin * (ESPN3)	W 23-21
Nov. 21, 2015	H	Eastern Kentucky * (ESPN3)	W 21-7
Nov. 28, 2015	A	at Northern Iowa (FCS - ESPN3)	L 17-53

FOX SPORTS (MIDWEST / SOUTH / COLLEGE)

Date	Location	Opponent	Result
Sept. 22, 2001	A	at Eastern Kentucky *	W 21-14
Sept. 29, 2001	H	Tennessee Tech *	W 44-33
Nov. 17, 2001	H	Murray State *	W 37-6
Oct. 5, 2002	A	at Tennessee Tech *	W 35-28
Sept. 20, 2003	H	Illinois State	L 14-21
Sept. 9, 2006	H	Indiana State	W 31-21
Nov. 10, 2007	A	at Jacksonville State *	W 37-23
Oct. 27, 2012	A	at Eastern Kentucky *	W 24-7
Nov. 10, 2012	H	Southeast Missouri *	W 39-20

THE FOOTBALL NETWORK

Date	Location	Opponent	Result
Oct. 4, 2003	A	at Southeast Missouri *	L 17-30

MOUNTAIN WEST NETWORK

Date	Location	Opponent	Result
Aug. 31, 2013	A	at San Diego State	W 40-19

AMERICAN SPORTS NETWORK

Date	Location	Opponent	Result
Oct. 17, 2015	A	at Tennessee State *	W 25-22 (ot)

WCIA - CHANNEL 3 (CBS)

Date	Location	Opponent	Result
Sept. 19, 2015	H	Illinois State	L 31-34 (ot)

WEIU GAMES (includes road games broadcast locally)

Date	Location	Opponent	Result
Sept. 12, 1992	A	at Marshall	L 28-63
Aug. 31, 2002	A	at Hawaii	L 36-61
Aug. 30, 2003	H	California (Pa.)	W 27-0
Oct. 11, 2003	H	Eastern Kentucky *	L 0-41
Oct. 25, 2003	H	UT Martin *	W 29-12
Nov. 8, 2003	H	Tennessee Tech *	W 37-10
Nov. 22, 2003	H	Samford *	L 14-17
Sept. 11, 2004	H	Indiana State	L 30-33 (ot)
Oct. 2, 2004	H	Southeast Missouri *	W 35-28
Oct. 16, 2004	H	Murray State *	W 24-9
Oct. 30, 2004	H	Tennessee State *	W 34-24
Nov. 13, 2004	H	Jacksonville State *	L 21-31
Sept. 17, 2005	H	Illinois State	L 6-27
Sept. 24, 2005	H	Samford *	W 43-14
Oct. 15, 2005	H	Eastern Kentucky *	W 53-22
Oct. 29, 2005	H	UT Martin *	W 26-7
Nov. 12, 2005	H	Tennessee Tech *	W 31-20
Nov. 25, 2005	H	Southern Illinois (FCS Playoffs)	L 6-21
Oct. 7, 2006	H	Southeast Missouri *	W 21-0
Oct. 21, 2006	H	Murray State *	W 20-10
Nov. 4, 2006	H	Tennessee State *	W 29-3
Nov. 18, 2006	H	Jacksonville State *	W 28-24
Sept. 15, 2007	H	Illinois State	L 21-24
Oct. 6, 2007	H	Eastern Kentucky *	L 21-28
Oct. 20, 2007	H	UT Martin *	W 29-23
Nov. 17, 2007	H	Samford *	W 33-17
Sept. 13, 2008	H	Indiana State	W 38-3
Sept. 27, 2008	H	Jacksonville State *	L 10-23
Oct. 18, 2008	H	Southeast Missouri *	W 24-21
Nov. 1, 2008	H	Murray State *	W 34-6
Nov. 15, 2008	H	Austin Peay *	L 13-15
Sept. 3, 2009	H	Illinois State	W 31-6
Oct. 3, 2009	H	Eastern Kentucky *	L 31-36
Oct. 17, 2009	H	Tennessee Tech *	W 23-15
Nov. 14, 2009	H	UT Martin *	W 49-13
Sept. 11, 2010	H	Central Arkansas	L 7-37
Sept. 25, 2010	H	Jacksonville State *	L 23-28
Oct. 2, 2010	H	Southeast Missouri *	L 13-28
Oct. 9, 2010	A	at Eastern Kentucky *	L 7-35
Oct. 23, 2010	H	Murray State *	L 28-38
Oct. 30, 2010	H	Austin Peay *	W 28-10
Sept. 17, 2011	H	Tennessee Tech *	L 20-31
Oct. 8, 2011	H	Eastern Kentucky *	L 16-48
Oct. 22, 2011	H	UT Martin *	L 23-24
Nov. 5, 2011	H	Tennessee State *	L 17-18
Aug. 30, 2012	H	Southern Illinois	W 49-28
Sept. 22, 2012	H	Murray State *	W 50-49 (ot)
Sept. 29, 2012	H	Austin Peay *	W 65-15
Oct. 13, 2012	H	Jacksonville State *	W 31-28
Sept. 14, 2013	H	Illinois State	W 57-24
Oct. 19, 2013	H	Southeast Missouri *	W 55-33
Nov. 2, 2013	H	Tennessee Tech *	W 56-21
Sept. 6, 2014	H	Southern Illinois	L 21-38
Sept. 20, 2014	H	Austin Peay *	W 63-7
Nov. 8, 2014	H	Murray State *	W 48-26
Nov. 22, 2014	H	UT Martin *	L 16-37

..... Total Television Appearances 58-49 (54.2 %)

NCAA indicates game was played as part of NCAA Division II playoffs
FCS indicates game was played as part of FCS/NCAA I-AA playoffs



The Panthers 1978 NCAA Division II playoff game was televised on ABC as the Panthers beat Youngstown State.



CHARLES LANTZ
1911-34, 1944



MAYNARD O'BRIEN
1946-50, 1952-55



RALPH KOHL
1957-64




CLYDE BIGGERS
1965-71



JACK DEAN
1972-74



JOHN KONSTANTINOS
1975-77



AL MOLDE
1983-86



BOB SPOO
1987-2011



DARRELL MUDRA
1978-82

Referred to as "Dr. Victory," **Darrell Mudra** (1978-82) is credited with saving Panther football. Taking over a moribund program that was 1-10 prior to his arrival in 1977, he directed EIU to one of the most incredible turnarounds in sports history as the 1978 Panthers went 12-2 and won the NCAA Division II National Championship in his first season. He was inducted into the College Football 'Hall of Fame' in August, 2000.



DINO BABERS
2012-13



KIM DAMERON
2014-

HEAD COACH	YEARS	TENURE	W-L-T	PCT.
Otis Caldwell31899-19019-5-3618
Thornton Smallwood119022-4333
Thomas Briggs119035-2-2666
Joseph Brown61904-0918-14-7551
Harold Railsback119102-3-1420
Charles Lantz251911-34, 194496-65-13589
Winfield Angus119351-7125
Gilbert Carson51936-37, 39-4117-19-3474
Harold Ave119385-3625
Clayton Miller119421-6143
James Goff119452-3-2429
Maynard O'Brien91946-50, 52-5527-50-1353
Rex Darling119514-2-2625
Keith Smith119562-7222
Ralph Kohl81957-6417-49-2265
Clyde Biggers71965-7118-43-2302
Jack Dean31972-746-24-1210
John Konstantinos31975-779-21-2313
Darrell Mudra51978-8247-15-1754
Al Molde41983-8632-15681
Bob Spoo241987-2011144-131-1524
* Mark Hutson120068-5615
Dino Babers22012-1319-7731
Kim Dameron22014-12-12500

TOTALS 111 503-512-43496

* Hutson served as acting head coach for the 2006 season as head coach Bob Spoo missed the season with a medical surgery.

Eastern Illinois Football Roster (1978-2015)

Players listed on the EIU football roster for 1978-2015 appeared in at least on game as recorded by official participation reports
Some players on the 1978 National Championship Team will show years prior to 1978 if they participated in those seasons

-----A-----		BRISCOE, Mike	1986-87	COOPER, James	2009-11	EMBRY, Mike	2004-05
ACTON, Gordon	1986	BRONAUGH, Bob	1984-86	COOPER, Obadiah	1992-93	EMHOFF, Lee	1988,90
ADAMS, Jon	1994-96	BROOKS, James	2015	COOPWOOD, Greg	1983	ERVIN, George	1978
ADAMS, Mike	1990,05-07	BROOKS, Robert	2004-05	COOPWOOD, Teddy	1980-83	ESSMAN, Dick	1981-82
ADENIJI, Ademola	2003-04,06-07	BROSSEAU, Cam	1990-91	CORONADO, Thomas	2014-15	EVANS, Lee	1989-91
AHMER, Doug	1981	BROWN, Ben	2003-06	COURTNEY, Bryan	1987	EVANS, Michael	1996
ALEXANDER, Clint	1999-02	BROWN, B.J.	2003-06	COVINGTON, Jerome	1985-86	EVERS, Joel	2007-08
ALLEN, Malcolm	2013	BROWN, Blair	1979	COVINGTON, Tyrone	1981-84	EWING, Kalvinci	1999
ALLISON, Nick	2001-02	BROWN, Booker	1981-82	COX, Juan	1987-90		
ALOISIO, Kurt	1978	BROWN, Chris	1993-96,05	COX, Mike	1979-80	-----F-----	
ALSOP, Kenny	1999-00	BROWN, D.J.	2008	CRAIGHEAD, Mark	1981	FALLON, Dan	1982-84
ALTEKRUSE, Mike	1985	BROWN, Ray	1986-88	CRAWFORD, Tavares	2010-12	FANTI, Dino	2012-15
ALVAREZ, Andre	2013	BROWN, Rich	1978-80	CRISSEY, Charles	1979	FARRELL, Jim	1993
AMILCAR, Judes	2010-12	BROWN, Wayne	1998-00	CROMER, Anthony	2001	FARRELL, Tony	1989-91
ANDERSON, Brian	1978	BRUCE, Zach	2009	CROSS, Leinad	1995-96	FELLOWS, Dan	1998-00
ANDERSON, Chris	1992-95	BRUMMERSTEDT, Kurtis	2014-15	CUMMINGS, Dante	2002-03	FENDLEY, Tom	1983-84
ANDERSON, Kevin	2002	BRUNO, Nick	2014-15	CUSHINGBERRY, Warren	1990-91	FERGUSON, Dave	1981-83
ANDROFF, Dirk	1980-83	BRUNS, Cody	2009-10	CUTOLO, Frank	1998-01	FERGUSON, David	1984
ANGLAND, Mike	1981-82	BRZESKI, Butch	1985-87			FERRIERA, Jinho	1995
ARAPOSTHATHIS, Evan	1984-85	BUCHANAN, Jerome	1991-94	-----D-----		FICHTEL, Brad	1989-92
ARKADIE, Horace	2014-15	BUCKELLEW, Jon	1979	D'ALESSIO, Ray	1989-90	FIOCCHI, Lee	2000-01
ARNOLD, Eric	1987-89	BUICH, Anthony	1998-99	DANIELS, Lazarus	2015	FISCHER, Brent	1987,89
ARRINGTON, Adrian	2006-09	BUJNAK, Mike	2001-02	DANIELS, Maurice	1996	FISHER, Jason	2005-07
ASHFORD, Willie	1989	BUMPHUS, Will	1999-02	DAVENPORT, Clinton	1980	FLEMING, Jareem	2015
ASKIN, Austin	2014-15	BURCY, Solomon	1995,97	DAVIS, Donnie	1997	FOEHRKALB, Preston	1999
ATHANS, Charlie	2013-14	BURGE, Perry	2008-10	DAVIS, Gil	1998-01	FOLTYS, Niko	2012
AVINA, Ramiro	2000	BURGE, Tristan	2003-06	DAVIS, Guillermo	2003	FORST, Ed	1980
		BURNETT, Rick	1986	DAVIS, Julius	1999-01	FORSTER, Jeff	1977-79
		BUTLER, Terry	1994-95	DAVIS, Ken	2004	FOSTER, Doyle	1983
-----B-----				DAVIS, Ricky	1980	FOUCHE, Anthony	1997,99
BAKER, Adam	2009-12	-----C-----		DAVIS, Terry	2002	FOWLE, John	1997
BAKER, Fred	1998	CAIN, Willie	1985-86	DAVIS, Tyrone	1980-83	FRANA, Brian	1998-99
BAKER, Laurent	1980	CAIRO, Louis	2007	DAY, Jamarr	2003-04	FRANGEIH, Bill	1996-97
BANKS, Roy	1983-86	CAIRO-GROSS, Drew	2004-07	DEE, Dan	1989-92	FRAZEE, Matt	2002
BANNING, Ethan	1994-97	CALABRESE, Jason	1992,94	DeFRANZA, Danny	1991-92	FREEMAN, Jermaine	2003
BANNING, Ryan	1994	CALDWELL, Jason	1991-92	DeLONG, Ray	1980-81	FRERICKS, Trevor	2007-09
BARKER, Brandon	2013	CALDWELL, Kris	2005	DELPHONSE, Fedney	2012-15		
BARNES, Adolphus	2013-14	CALLAHAN, Brian	1989-91	DeMOULIN, Bob	1981		
BAWA, Ibrahim	1994-97	CALLAWAY, Aaron	2015	DENTON, Lonnie	1978-79	-----G-----	
BAZIGOS, Spyros	2009-10	CALZADILLAS, Jason	1994-95	DENZER, Shawn	1995-96	GADSON, John	2007
BEARD, Kevin	1996	CAMPAGNA, Joe	2012-14	DeVITA, Rob	1983-85	GALAN, Nate	2007-10
BEARD, Nick	2010-13	CAMPANA, Mark	1976-79	DEWBERRY, Bradley	2014-15	GALES, Kevin	1991-92
BECKER, Rocky	1978,80	CAMPANELLA, Jordan	2004-07	DeWITT, Jimmie	1978	GAROPPOLO, Jimmy	2010-13
BECKMANN, Ryan	1995	CAMPBELL, Chris	2006-09	DIAN, Craig	1980	GARRITY, Mike	2010-11
BENJAMIN, Lorne	2001,03	CAMPBELL, Sean	2006,08-10	DIBIASE, Brian	2000	GEHRIG, Matt	1997-00
BENNETT, Ryan	2006-08	CAMPIONE, Dave	2003-06	DiMARTINO, Dan	1978-79	GEILE, Chris	1985-86
BENNETT, Terry	1999-00	CARLIN, Mike	1997-00	DIRCKS, Eric	1990-93	GENTILE, Mike	1997-00
BENNING, Bob	1983-86	CARMICHAEL, Elvin	1981-83	DOBRICH, Carl	1978-80	GENTILE, Paul	1999
BENTLEY, David	2000-02,04	CARROLL, Pat	1985-87	DOBY, Keidrick	2003-05	GEORGE, Clayton	2003,05-06
BERDIS, Brian	2004-06	CARSON, Sam	1978-79	DOHERTY, Mark	1993	GILKEY, Scotty	1999-01
BERNIER, Mike	2015	CARVER, Tim	1992-95	DONATO, Mike	2005-06	GILLELAND, Scott	1978-81
BERRA, Cameron	2010-13	CASTAGNOLI, Frank	2000-03	DONOGHUE, Ed	2001-02	GILSON, George	1993
BERRYMAN, Steve	1984	CASTELLANOS, Henry	1983	DORSEY, James	1992-95	GLEASON, Tim	1989-91
BESENHOFER, Bill	1998-01	CASTILLO, Edson	1989-92	DOWDELL, Artavious	2009-12	GOBER, Keiondre	2012-14
BESS, Tavorus	2004-05,07-08	CATAN, Pete	1978-80	DOXY, Eddie	1986	GOLDTHORPE, Jeff	1979
BESS, Willie	2001-02	CHAMBLISS, Torrey	1999	DOYLE, Josh	2015	GOOCH, Aaron	2015
BIHUN, Will	2002-05	CHANCELLOR, John	1978	DRAPER, Johnathan	2015	GOODMAN, Anthony	2012-15
BLACK, Aaron	2005-06	CHATMAN, Dylan	2015	DRAKE, Adam	2011-14	GORDON, Don	1978
BLACK, Melvin	1984-85	CHESTER, Cedric	1978	DRENDEL, Sean	1991-93	GORZNY, Jordan	2004
BLAIR, Pat	1981-83	CHISM, Dan	2013-15	DREW, Reggie	1982-84	GOSSAGE, Paul	2015
BLAND, DJ	2011-14	CHOY, Pono	2012-15	DRIVER, Roger	2003	GOSSETT, Jeff	1976-77,79
BLONN, Ben	2003-05	CHRISTENSEN, Jake	2009	DuFRENNE, Andy	2003-04	GOVAN, Tim	1987-88
BOLLAN, Mike	1987-88	CHRISTENSEN, Jeff	1980-82	DUHAI, Justin	2003-06	GRACE, Shaun	1997-01
BONHAM, Rex	2011-13	CHRISTENSEN, Matt	2014-15	DUNCAN, Greg	1980-83	GRADY, Mark	1987,89-91
BONNER, Ricardo	1997-98	CHURCH, Devin	2015	DUNCAN, Taylor	2011-14	GRANGER, Timotheus	2011-14
BONNES, Steve	1984-86	CLARK, Lemont	1995-96	DUNKLE, Chris	1994-97	GRANT, Otis	1979-80
BORCHARDT, John	1984-85	CLEVELAND, Chad	2002-05	DUNN, Taylor	2008-09	GRAVENHORST, Barry	1984-85
BORKOWSKI, Lee	1990	COBB, David	1978-79,81			GRAVES, Charles	2007-10
BORRE, Nick	2012-14	COBB, Poke	1976-79	-----E-----		GRAY, Kevin	1980-81
BOUNDS, Addison	2014-15	COBB, Shannon	2008	ECTOR, Melvin	1986	GREEN, Austin	2014-15
BOX, Reggie	2012-14	COCHRANE, Bill	1985-86	EDWARDS, Cody	2014	GREEN, Centanus	1978
BOYD, James	1984	COIA, Joe	2005	EDWARDS, Okori	1999	GRIFFIS, Terry	1998-00
BOYKIN, George	1986-89	COLEY, Obinno	1999-02	EHMKE, Rich	1986-87	GRISTICK, Adam	2011-14
BRANCH, Grant	2015	COLLINS, Kip	1992	ELDER, J.R.	1989-90	GRITZMAN, Tim	2007
BRAVO-BROWN, Stephen	2014	COLVIN, Reggie	1992-93	ELLEN, Martin	1990-92	GRODECKI, Jay	1996-98
BREWER, Phil	1994	CONWAY, Duane	1991-94	ELLER, Nick	2002-03	GROOM, Scott	1978
BRIDGES, Gary	1982-83	COOK, Jason	1988-91	ELLIS, Roy	1981-84		
BRINKERHOFF, Scott	1996-98	COOK, Kevin	2007-10	ELLISON, Kevin	1993-96		
BRINSON, Devin	2012						

-----G-----	
GROSSMAN, Ryan	2008-10
GRUGIER-HILL, Kamu	2012-15
GULLETT, Ryan	1999
GUNN, Stan	1978
GUNTER, Mike	2012-15
GUZALDO, Gerald	1994-95
GUZALDO, Mike	2000

-----H-----	
HALL, Joe	2012-13
HALL, Kendrick	1993-94
HANTAK, AJ	2013-15
HARDISON, Eugene	1980
HARDT, Kevin	1984
HARMS, Randy	1980-81,84
HARRIS, Andrew	2003-04
HARRIS, Doug	1980
HARRIS, Jason	2000
HARRISON, Malik	2014-15
HARTMANN, Brad	1997
HATFIELD, Bill	1981
HAUER, Jared	2014
HAWKINS, Shavez	1992-93
HAYNES, Rashad	2007-10
HAYNES, Robert	2011-14
HEARD, Rod	1989-90
HEDRICK, Keithan	2009-11
HEINZ, Doug	2000
HELFRICH, Steve	1988
HELMRICHS, Barry	1978-79
HELMS, Alex	2012-13
HENDERSON, Steve	1979
HENDERSON, Willie	2008-10
HENDRICKS, Sam	2011-12
HENZ, Mike	1980
HESS, Tom	1995-96
HICKMAN, Terrence	1989-92
HICKS, Chris	1992-95
HIGH, Willie	1992-95
HILL, Aaron	1992-94
HILL, Kevin	2001-02
HINES, Carlos	1998
HOBBS, Bryant	1980
HOBSON, Jerry	1978-79
HOCKADAY, Luke	2008
HODGE, Andre	2012-14
HODOR, William	2004-08
HOLCOMBE, Daryl	1986-89
HOLLAND, Bernard	1984
HOLLIDAY, Roosevelt	2009-12
HOLOMAN, Roger	1981-83
HOPPER, Jeff	1990
HOPSON, Dawanzel	2002-03
HORNE, Nick	2015
HOULIHAN, Pete	2010-13
HOWARTH, Bob	1988
HOWLETT, Mike	1987
HUDSON, Otis	2008-09
HUGHES, Brandon	2005
HUMMERT, Blaine	2003
HUMPHREY, Eugene	1986-87
HUNERBERG, Travis	1995-96
HUNTER, Kevin	1984-86
HURLEY, Mike	1984-85
HYDE, Clint	1992-93

-----J-----	
JACK, Adam	2002-04
JACKSON, Deonte	2011,13-14
JACKSON, Ed	1994-97
JACKSON, Jerry	1983-84
JACKSON, Melvin	1991-93
JACKSON, Ortega	1980-83
JAMES, CJ	2007-10
JAMES, Everett	1995
JAMES, Wilbert	1978-81
JASKER, Bryan	1993-94
JAVORSKI, Todd	2000,02
JEAN-CHARLES, Irvin	2005-08
JEFFERSON, Ira	1978-81

JENNINGS, Al	1981-82,84
JENNINGS, Brian	2013
JENSIK, Greg	1993-94
JEROME, Darin	2005-07
JESKE, Ray	1976,78-79
JOHANN, Matt	2003
JOHANSON, David	2003
JOHNSON, Antoine	2014-15
JOHNSON, Donovan	2006-08
JOHNSON, Eric	2003-06
JOHNSON, Ricky	2001
JOHNSON, Scott	1985-88
JOHNSON, Travis	1998
JONES, Alex	2008-09
JONES, Andre	1999-02
JONES, Brian	1997-00
JONES, Geoff	1979
JONES, James	2007
JONES, Jamie	1988-91
JONES, Kevin	1978-81
JONES, Tim	1991
JORDAN, Ron	2006-08
JOSEPH, Matt	1998
JULIUS, Cedric	2014-15
JURKOVIC, John	1985-86,88-89

-----K-----	
KAATMAN, T.J.	2005
KANZ, Evan	2013-15
KAPELLAS, Kevin	2008-12
KEELING, Michael	2005
KELLY, Alton	2015
KELLY, Brian	1991-92
KELLY, Shane	2009-12
KELLY, Tim	2004-07
KENEIPP, Wayne	1990-91
KERR, Taylor	2011-14
KESLER, Adam	2005-06,08
KEYS, Chip	2005-08
KEYS, Ryan	2005
KICKELS, Gordy	2008-11
KIEBOOM, Alswinn	1985
KINCHEN, Kenny	2008
KISSACK, Kyle	1999-02
KNISS, Kyle	2005
KNOLHOFF, Seth	2008-09
KOROSEC, Bill	1991-94
KOSINSKI, Jack	2004-05,07-08
KOZIEL, Bob	1995-98
KRAMER, Mike	1996-97
KRAY, Nick	2005-07
KREKE, Nathan	1998-00
KRIPP, Joe	2010
KROL, Ben	2012-15
KRUTSINGER, Charlie	1977,79-80
KUEHN, Steve	2002-06
KUHN, Mike	1982-84
KUZELKA, Dick	1979
KWIATKOWSKI, Jack	2015

-----L-----	
LABIAK, Rick	1987-88
LAFFERTY, Jack	1978-79
LANCE, Tim	1987-90
LANDSTROM, Eric	1984
LANE, Demetrius	1990-93
LANE, Derrick	1990-92
LANGAN, Pat	1994-95
LANIER, Robert	1998
LARGE, Brandon	2010
LARGENT, Steve	1992-95
LARNER, Chad	1996-99
LARSEN, Cris	1978
LARSON, James	2005-08
LATU, Uasi	1986
LAWRENCE, Kent	1981-83
LEE, Alonzo	1978-80
LEE, Andy	1997-98
LEE, Darnell	2014
LEE, Marcus	2011
LEMAN, Cory	2008-11

LePAK, Jeff	2013-14
LERA, Jimmy	2011-14
LESTER, Curtis	2002-04
LETTON, Mike	2009-11
LEWANDOWSKI, Dave	1984-87
LEWIS, Corey	1997,99-01
LEWIS, Haakim	2008-09
LEWIS, Vince	2001-04
LIMA, Andre	2006-09
LIPP, John	1978-79
LITTLE, Shepard	2013-15
LIVINGSTON, Antonie	1998-01
LLOYD, Dale	1987-88
LOFTMAN, Seymour	2005-09
LOHRENZ, Lance	1996-98
LONGSTREET, Gene	1978
LORA, Erik	2009-10,12-13
LORICK, Marcus	2001-04
LOTHE, Kory	2002-05
LOVE, George	2002-05
LOWERY, Jimmy	2013-15
LUCZYNSKI, Colin	2007-09
LUHRING, Alex	2009
LUHRSEN, Eric	2012-15
LYLE, Juan	1994
LYLES, Jim	1980-81
LYNCH, Justin	1995-98
LYNCH, Peter	2005

-----M-----	
MABRY, Cameron	1997
MACEK, Mike	1987
MADISON, Anthony	1995
MAGEE, Mike	1980
MAGLIOCCO, Tony	1998,00
MAGRO, Dean	1983-85
MAHAN, Greg	2009-12
MAHONEY, Kevin	2007-08
MALLEY, Tim	1992
MANGAN, Mike	1995-96
MANLEY, Andrew	2013-14
MANUEL, Anton	1994-97
MANZKE, Don	1979-82
MARABLE, James	1985-88
MARCELIN, Alain	2007-10
MARCINKOWSKI, Steve	1997-99
MARODER, Tim	1978-79
MARS, Brad	1981-83
MARTIN, Camell	1999-00
MARTIN, Steve	1982-83
MARTINEZ, Mike	1992-93
MARTINEZ, Nick	2008-11
MASSAT, Paul	1997-00
MATHIS, Rod	1983-85
MATICHAK, Tim	1976-78
MATLA, Pascal	2003-05
MAUCH, Pete	1992-95
MAURER, Jake	1999-03
MAYFIELD, Craig	2000
MAYNARD, Perry	2009-12
McCALL, LeQuince	2012-13
McCLAIN, Eric	1979
McCOTTRELL, Damian	2000-02
McCRAV, D'Angelo	2008
McCRAV, Shon	1985-87
McCUE, Randy	1981-82
McDAVID, Jabarey	1996-97,99-00
McDONALD, Seth	2013-15
McELROY, Ray	1991-94
McFADDEN, Keith	1980-81
McGAVOCK, Brian	1993,95-96
McGHEE, Scott	1977-80
McGRATH, Sean	2007-08
McHENRY, Nick	2007
McINTYRE, Kent	1988-91
McMURRAY, Alvin	1981-83
McNAIR, Jake	2013
McNARY, Mike	1993
McNULTY, Alex	2010-13
MEHALIC, Rob	1978-81
MEHALL, C.J.	1996-97
MELVIN, Randy	1978-80

MENSIK, Don	1992-94
MERCIER, Bobson	2007-09
MERENOWICZ, Chris	1977-80
METZGER, Brad	1998-01
METZGER, John	1987-89
MEYER, Cody	2012-13
MEYER, Ryan	2012-13
MEYERS, R.J.	2004-07
MICELI, Corey	1992
MILAN, Stan	1987-90
MILAUSKAS, Pete	2002-03
MILES, Jeff	1988-91
MILLARD, Chaz	2006-09
MILLER, Fred	2000-03
MILLER, Greg	1998
MILLER, Malcolm	2014-15
MILLER, Mike	1993-94
MILLER, Todd	1992-94
MILLS, Jeff	1985-86,88-89
MILOSOVIC, Mike	1986
MINER, Dave	1978-79
MINES, Bill	1979-82
MINNA, Deacon	2002
MINNE, Leo	2012
MITCHELL, Jake	2009,11
MITCHELL, Joe	1982
MITCHELL, Tray	2015
MITEFF, Jim	1984-87
MOBLEY, Jermaine	2003-06
MOCIRAN, T.B.	1999
MOLNAR, Jim	1981
MONTGOMERY, Broc	1989-92
MOORE, Bill	1977-78
MOORE, Brian	2004-05
MOORE, Jon	1984-85
MOORE, Tim	1988-91
MORGAN, Marty	1981
MORLEY, Mike	2002-03
MORRIS, Justin	2001-02
MORRIS, Mike	2002-05
MORRISON, Anthony	2005
MOSKAL, Tom	1982-85
MOSNIA, Carlo	2015
MOSS, Wendell	1992
MOYER, John	1995-96
MUEHLING, Matt	1997-98,00
MULLEN, Rick	1992-95
MUNDA, Pat	1989
MURNANE, Conor	2009-10
MURRAY, Hunter	2000
MURRAY, Mike	1980
MURRAY, Tom	1977,79-81
MUSGRAY, Jeff	1981,84
MUTTER, Luke	2003-04
MYCHALCZUK, Steve	2015

-----N-----	
NAILON, Ed	1984-85
NASTI, Nick	2007-10
NEAL, Daryl	1999-01
NECESSARY, Brian	1984
NELSON, Chris	1984-85
NELSON, John	2007
NELSON, Isaiah	2015
NEVERDON, Brandon	2015
NEWBY, Brian	1982-85
NICHOLS, Robert	2003-05
NICHOLSON, Chris	1982-83
NICHOLSON, Steffan	1996-98
NIXON, Wes	1982-83
NOLL, Jim	1991-92
NOLL, John	1987-90
NORRIS, Bob	1978,81-82
NORRIS, Will	2005-07
NOZINOR, Alicus	2004-05,07-08


-----O-----	
O'BRIEN, Sean	1985-87
O'NEAL, Devon	2000-03
O'NEIL, Steve	1996
O'NEILL, Mike	2009-12
ODAM, Jeb	1997-98
ODUGBESAN, Ben	2015
OETTING, Jeff	1987-90
OLDEN, Jeremiah	2001
OLIEH, Steve	1999
OLIVER, Antwan	2000-01
OSBORNE, Alfred	2001-03,05
OUTLAW, Noel	1997
OWENS, Charles	2003-06

-----P-----	
PACE, Ryan	1996-99
PAGANO, Chris	1994
PAGLIARA, Dominic	2010-13
PALE, Joe	1994
PARKER, Carl	1984-87
PARKER, Steve	1978, 80
PARKS, Matt	2012-13
PARSILL, Adam	2002-06
PAULSEN, Tyler	2012
PAYTON, Sean	1983-86
PEARSON, Warren	1988
PENDERGRASS, Trey	2012-15
PENIO, Justin	2003
PENNINGTON, Paul	1991-94
PENROW, Shelton	2007-09
PEREZ, Ben	1993
PEREZ, Danny	2003
PERRY, Antwan	1997-98
PERSON, Charlie	1980-83
PETERSEN, Mark	1984-87
PETRIE, Mike	1989-91
PETTIGREW, Tom	1978-79
PETTIGREW, Tracey	1996
PETTWAY, Brandon	2002-03
PIERCE, Alex	2010-13
PIERCE, Calvin	1983-86
PILKERTON, Scott	1985-86
PILSON, Jamie	1990-91
PILSON, Jared	
PINDAR, Brian	1988-91
PINE, Tyler	2003-05
PITTMAN, Del	1981-85
PITTMAN, Don	1977-80
PITTS, DuWayne	1984-87
PJATAK, Tom	1996
POLEWSKI, Dan	1985-86
PONIUS, Quinten	2005-08
PONTES, Rodney	1996-97
POPP, Dave	1986-87
POTEMPA, Jimmy	2009-10
POTTS, Marcus	1977-78
POWELL, Joe	2013-14
PRAAMSMA, Conrad	1996-97
PRICE, Curtis	1993-95
PRICE, Josh	2015
PRICE, Kyle	1992-93
PRISOTRAN, Bato	1979
PRYOR, John	2003
PURCELL, Dan	1989-92

-----Q-----	
QUILL, Mitch	2008-09

-----R-----	
RAFFERTY, John	1983-85
RAINEY, Jeremiah	2015
RAMSEY, Ben	1997
RANGEL, Steve	2000
RASHEED, Hasheem	1995-96
RAYMOND, Andre	2000-03
REAB, Mitch	2011-12
READING, Josh	1999
REDMOND, Howard	1997
REEDER, Bodie	2007-09

REESE, David	1978-79
REICHERT, Ron	1994
REMKE, Joe	1988-91
RENNELS, Darrell	1991,93
RETTKE, Eric	2008-09
REYNA, Carlos	2008-10
REYNOLDS, Doug	2009
REYNOLDS, R.L.	1986-89
REYNOLDS, Tommy	1997
RHEA, Greg	1985-86
RICHART, Mike	1992-94
RICKS, Lorence	2008-11
RICKS, Nick	2000-03
RIDGNER, J.R.	2009-11
RIGSBY, Rashaad	2007-08
RILEY, Leon	2013-14
RINGHOFFER, Curt	1993-94
ROBERTS, Scott	1983
ROBERTS, Terry	1998
ROBINSON, Brandon	2001-04
ROBINSON, Keagan	2009-11
ROCHE, Charlie	1994-95
ROEHRLIG, Steve	1993
ROLFE, Craig	1996
ROLHEISER, Terry	1980
ROLSON, Jeff	1985-88
ROMERO, Hud	1996
ROMO, Tony	1999-02
ROSENBLUND, Chris	2001-02
ROSENSTIEL, Bob	1995-96
ROSS, Brandon	2013-14
RUBICAN, Anthony	2004-07
RUCKER, Micah	2006-07
RUETER, Jonathan	2003-06
RUFF, Byron	2001
RUMMELL, Mike	1989-92
RUSSELL, Kelvin	1994,96-97
RYKARD, Jeremy	2011-12



Nick Ricks



CHRIS SZARKA

SCHAUB, Pete	1983-84
SCHEIBEL, Mike	2005-09
SCHELL, Mike	1979-80
SCHILD, Brandon	1995-96
SCHMIDT, Chuck	1979
SCHMIDT, Jim	1981-84
SCHMINK, Alex	1999-00,02
SCHOFIELD, Tom	2002-05
SCHRATZ, David	2003
SCHULZ, Ryan	2004-06
SCHUMAN, Jason	2012-13
SCHWAGER, Tod	1990
SCOTT, Gary	1983-84
SCOTT, Reggie	1995-98
SEGOVIA, Gonzalo	1998-01
SEIBERT, Collin	2011-14
SELLERS, Clint	2005-06
SENGSTOCK, John	1987-90
SETTLES, Mike	1990-91
SEVERSON, Chris	1985-86
SEWARD, Len	1981-82
SEWARD, Tom	1975,78
SEYMOUR, Jerron	2015
SEYMOUR, Lucius	2003-06
SHANK, Josh	2001
SHIVERS, Darius	1985-86
SHAW, Woody	1981-82
SHEA, Mike	1994-97
SHEEDY, Mark	1988-89
SHEPARD, Taylon	2015
SHEPARD, Jeff	1984
SHEPHERD, Nico	2013-14
SHIPBAUGH, Rick	1978-80
SHOBER, Matt	1999
SHOLL, Scott	2001-02
SHONK, Matt	2003
SHORTRIDGE, Nathan	2006,08
SHUFF, Ryan	1996-98
SIGNOR, Austin	2008-09
SIMON, Kurt	1987-88
SIMPKINS, Clinton	2011,13
SIMPSON, Mike	1996-97
SINK, Rod	1975,78
SLATER, Dana	2003
SLAUGHTER, Rod	1979-80
SMITH, Amiziah	1997
SMITH, DySaun	2015
SMITH, Jerrell	1995-98
SMITH, Martez	1975-76,78
SMITH, Mike	1989-90
SMITH, Norris	2005-08

SPELLER, Vince	2014-15
SPIES, Drew	2007
STANDIFER, Anthony	2014-15
STANTON, Jason	1999-00
STAPLE, Kevin	1980-83
STECKEL, Trent	2006-08
STEEL, Anthony	2002
STEINER, Quinn	1989
STEVENSON, Ben	1986-88
STEWART, Dimitri	1987-89
STEWART, Ralph	1987-89
STINSON, Cole	2006-07
STONE, Justin	1998
STRAUCH, Dave	1982
STRIGGLES, Lewis	1990,92
STUART, George	1981
SUTTON, Alton	1985
SUTTON, Shannon	1990-92
SWEENEY, Matt	1992-95
SWINGLER, David	1985,87-89
SWINNING, Mark	1994
SYNDOR, Jason	1992
SZARKA, Chris	1995-96

-----T-----	
TARPEY, Mike	1992-94
TAYLOR, Anthony	2013-15
TAYLOR, Antonio	2010-13
TAYLOR, J.R.	1999-02
TAYLOR, Laquesse	2013-14
TAYLOR, Phillip	1998-99
TAYLOR, Reggie	1982-83
TAYLOR, Scott	2015
TAYLOR, Winston	1999-00
TECHERA, Hector	1983
TERRY, Trevor	1990-91
THIESSEN, Mark	1993-94
THOMAS, Aaron	1985-87
THOMAS, Dave	1997
THOMAS, Donald	2004-07
THOMAS, Glenn	1978-79
THOMPSON, Ira	1982-83
THOMPSON, Lance	2001-02
THOMPSON, Travis	1996-97
THORNE, Jeff	1990-93
THORSEN, Eric	1989
TILLOTSON, Steve	1986-87
TIPTON, Donnie	2003
TORRES, Michael	2004-07
TORRES, Tony	1999-00
TOSCH, Rick	1998
TREIDA, Eric	1981
TRIBBLE, Randolph	2009-11
TUREK, Mike	1988
TURK, Steve	1978-79
TURNER, Adrian	1979
TURNER, Ryan	2009
TURNER, Sinque	2004-07
TUZIL, George	1979-80,82


-----V-----
 VACCARO, Chris 2006-09
 VAILOPA, Louis 2014-15
 VAKOS, John 1991-92
 VALENTA, John 1986
 VAN WAGONER, Charles 1978,80
 VANDERVEEN, Tom 1978-80
 VARELA, Eric 2011-12
 VEHOVIC, Daniel 2007-10
 VINCENT, Andy 2002-03
 VINSON, Charlie 1984-85
 VOGL, Andy 1975-78
 VOLLING, Leonard 1999-00
 VOSS, Ryan 2003-06
 VOYTILLA, Jon 2010-13

-----W-----
 WALKER, Chevon 2008-09
 WALKER, Elven 2013-15
 WALKER, Jake 2010-12
 WALLS, Derold 1984-85
 WALSH, Frank 1981,83
 WALTER, Chris 2002-03,05
 WALTERS, Pierre 2005-08
 WALZ, Kevin 2002-03
 WANZECK, Travis 2002-05
 WARD, Desmin 2008-10
 WARRING, James 1977-79
 WASHINGTON, Ron 1978-79
 WASHINGTON, Stephen 2004-06
 WASKOW, Tim 1998-99
 WATKINS, Chavar 2009-12
 WATSON, Chris 1995-98
 WEATHERFORD, Scott 2010-13
 WEAVER, Mack 2015
 WEBB, Vincent 2003-06
 WEBER, Brian 2005
 WEBER, Scott 1980-81
 WEGRZYN, Dan 1988-91
 WELLS, Kim 1975-78
 WERTZ, Pat 2011-13
 WESTENBERGER, Chris ... 1993,95-96
 WESTRICK, Matt 2006-07
 WHITE, Darryon 1980,82-83
 WHITE, Marques 2013
 WHITEHEAD, David 1986
 WHITLOW, Jalen 2014-15
 WHITTAKER, Kenny 2009-11
 WICKLIFFE, Jourdan 2012-15
 WILBERN, DeShawn 2013-14

WILHELMS, Derick 1984-86
 WILKE, Tyler 2005-08
 WILKERSON, Chris 1991-94
 WILKES, Pete 1994-97
 WILLIAMS, Charles 1985
 WILLIAMS, Jarvis 2015
 WILLIAMS, Jerone 2011-12
 WILLIAMS, John 1998-01
 WILLIAMS, Levi 1994
 WILLIAMS, Mon 2009-10
 WILLIAMS, Robert 1980-83
 WILLIAMS, Roosevelt 2000-02
 WILLIAMS, Shawn 2008
 WILLIAMS, Stan 1998
 WILLIAMS, Thomas 1997
 WILLINGHAM, Seth 1996-99
 WILSON, Chad 2005-06
 WILSON, George 1995
 WILSON, Paul 1986
 WILSON, Rodney 1994-97
 WINBUSH, Ken 1979
 WINSTON, Jaylon 2015
 WINSTON, Ron 1988-89
 WINTER, Doug 1993
 WINTNER, Randy 1990-91
 WISE, Von 2009-12
 WOJNOWSKI, Keith 1979-82
 WOLFE, Barry 1983-85
 WOOD, Eric 1992
 WOODSON, AJ 2011-14
 WOOLVERTON, Brady 2005-08
 WRIGHT, Chris 2009-12
 WRIGHT, Chuck 1976-77,79-80
 WRIGHT, Jerry 1981-84
 WURM, John 2011-13
 WYATT, Tim 1984-85

-----Y-----
 YAKOS, Brad 1980
 YATES, Zach 2005-07
 YOUNG, Kourtney 1998-01

-----Z-----
 ZENG, Kevin 1991-94
 ZIEMANN, Rick 1985-86
 ZINK, Eric 2008-11
 ZWILLING, Mark 1981-82



In the long history of Eastern Illinois football many players have distinguished themselves on the playing field. In 2009 EIU retired its first football number with the No. 17 formally worn by Tony Romo being retired at homecoming against Tennessee Tech. In 2010 Sean Payton's No. 18 was retired during the season opening contest against Central Arkansas.

O'Brien Field, home for Panther football, is a 10,000 seat stadium with Pro-Grass artificial turf that was installed in 2004.

The stadium was named after the late **Maynard 'Pat' O'Brien**, former football, track and cross country coach and one of ten charter members of EIU's 'Hall of Fame'.

Originally constructed in 1970, a \$2 million 'Reach for the 21st Century' renovation was completed in 1999 with new offices added for coaches, meeting and video rooms, locker room, expanded weight room and athletic training facilities.

Since the stadium first opened in 1970, six NCAA football post-season tournament playoff games have been held here. The Illinois High School Association annually hosts

its boys and girls state track and field meets here, which features nearly 5,000 competitors and over 15,000 spectators. A regional Special Olympics is also held in the stadium each spring.

The stadium served as the summer home for the former St. Louis Cardinals football team in 1976 & 1977 and again from 1982-87. The 'Brighten O'Brien' capital project added lights and another level onto the press box in 1986.

In the summer of 2008 the team locker room was renovated in the summer of 2009 a state of the art video/audio scoreboard was installed in the north end zone.



42-YEAR HOME RECORDS

1970.....1-4	1994.....4-2
1971.....4-1	1995.....6-0
1972.....0-5	1996.....3-2
1973.....2-4	1997.....4-1
1974.....3-2	1998.....3-3
1975.....2-1-2	1999.....1-4
1976.....3-3	
1977.....1-3	2000.....5-0
1978.....7-0	2001.....5-1
1979.....4-3	2002.....5-0
	2003.....3-3
1980.....7-0	2004.....3-2
1981.....5-1	2005.....4-2
1982.....7-0	2006.....5-1
1983.....5-1	2007.....3-2
1984.....4-2	2008.....3-2
1985.....5-1	2009.....3-2
1986.....7-1	
1987.....3-2	2010.....1-4
1988.....4-2	2011.....1-4
1989.....6-0	2012.....5-0
	2013.....6-1
1990.....3-2	2014.....3-2
1991.....4-1	2015.....3-2
1992.....4-1	TOTAL 171-82-3
1993.....1-2-1	

TOP TEN HOME ATTENDANCE

12,600	Parents Weekend	11/9/80
	EIU 14.....	Northern Iowa 9
12,547	Parents Weekend	11/5/83
	EIU 12.....	Southwest Missouri 3
12,425	Parents Weekend	11/13/82
	EIU 73.....	Kentucky State 0
12,000	Parents Weekend	11/3/79
	EIU 21.....	Youngstown State 49
11,856	Parents Weekend	11/1/86
	EIU 64.....	Winona State 0
11,628	Family Weekend	10/27/01
	EIU 52.....	Tennessee State 49
11,569	Homecoming	10/19/13
	EIU 55.....	Southeast Missouri 33
11,485	Parents Weekend	11/7/87
	EIU 27.....	Southern Illinois 32
11,469	Family Weekend	9/28/13
	EIU 42.....	Eastern Kentucky 7
11,321	Family Weekend	10/31/98
	EIU 21.....	Tennessee State 27



PANTHER HOMECOMING HISTORY... 51-39-8 OVERALL

1915.....W.....52-6.....Shurtleff	1949.....L.....0-14.....Western Illinois	1982.....W.....18-0.....Akron
1916.....W.....19-7.....Southern Illinois	1950.....W.....21-7.....Southern Illinois	1983.....W.....21-20.....Youngstown State
1917.....W.....13-7.....Illinois State	1951.....W.....27-21.....Northwest Missouri	1984.....L.....40-48.....Southern Illinois
1918..........No game	1952.....L.....7-22.....Southern Illinois	1985.....W.....21-14.....Illinois State
1919.....L.....0-32.....Millikin	1953.....L.....2-7.....Northeast Missouri	1986.....W.....31-30.....Northern Iowa
	1954.....L.....6-20.....Southern Illinois	1987.....W.....20-14.....Indiana State
1920.....L.....7-20.....Illinois State	1955.....W.....33-13.....Indiana State	1988.....L.....15-17.....Northern Iowa
1921.....W.....28-0.....Rose Poly	1956.....L.....21-29.....Evansville	1989.....W.....21-17.....Akron
1922.....T.....0-0.....Illinois State	1957.....L.....13-21.....Western Illinois	
1923.....W.....23-0.....Southern Illinois	1958.....L.....8-29.....Southern Illinois	1990.....W.....31-22.....Indiana State
1924.....W.....3-0.....Illinois State	1959.....L.....6-38.....Northern Illinois	1991.....W.....37-28.....Illinois State
1925.....L.....0-13.....Evansville		1992.....W.....31-28.....Indiana State
1926.....L.....0-19.....St. Louis (JV)	1960.....L.....8-52.....Southern Illinois	1993.....T.....17-17.....Illinois State
1927.....W.....14-2.....Southern Illinois	1961.....T.....20-20.....Northern Illinois	1994.....L.....7-19.....Northern Iowa
1928.....W.....19-0.....Illinois State	1962.....L.....7-28.....Hope College	1995.....W.....31-10.....Illinois State
1929.....W.....7-6.....Indiana State	1963.....L.....0-43.....Northern Illinois	1996.....L.....28-35.....Murray State
	1964.....L.....23-25.....Indiana State	1997.....W.....42-14.....Austin Peay
1930.....W.....23-0.....Western Illinois	1965.....L.....8-28.....Western Illinois	1998.....L.....22-36.....Illinois State
1931.....L.....0-6.....Southern Illinois	1966.....T.....0-0.....Illinois State	1999.....L.....7-14.....Tennessee Tech
1932.....L.....0-40.....Millikin	1967.....W.....12-7.....Western Illinois	
1933.....L.....6-23.....Illinois State	1968.....L.....28-37.....Bradley	2000.....W.....33-19.....Tennessee State
1934.....W.....19-0.....Indiana State	1969.....L.....6-44.....Western Illinois	2001.....W.....12-0.....Southeast Missouri
1935.....L.....0-13.....Illinois State		2002.....W.....25-24.....Eastern Kentucky
1936.....W.....13-0.....Indiana State	1970.....L.....20-29.....Illinois State	2003.....W.....29-12.....Tennessee Martin
1937.....T.....0-0.....Illinois State	1971.....W.....32-21.....SW Missouri	2004.....W.....24-9.....Murray State
1938.....L.....0-18.....Western Illinois	1972.....L.....11-39.....Illinois State	2005.....W.....53-22.....Eastern Kentucky
1939.....T.....0-0.....Illinois State	1973.....W.....34-14.....St. Joseph's	2006.....W.....20-10.....Murray State
	1974.....W.....14-9.....Illinois State	2007.....W.....29-23.....Tennessee Martin
1940.....W.....25-6.....Southern Illinois	1975.....T.....3-3.....Western Illinois	2008.....W.....24-21.....Southeast Missouri
1941.....L.....0-19.....Illinois State	1976.....L.....10-30.....Northern Michigan	2009.....W.....23-15.....Tennessee Tech
1942.....L.....0-45.....Western Illinois	1977.....L.....14-24.....Wayne State	
1943..........No game	1978.....W.....42-7.....Illinois State	2010.....L.....28-38.....Murray State
1944.....L.....7-40.....Illinois Wesleyan	1979.....W.....39-21.....Northern Michigan	2011.....L.....23-24.....UT Martin
1945.....T.....0-0.....Southern Illinois		2012.....W.....31-28.....Jacksonville State
1946.....L.....13-26.....Illinois State	1980.....W.....31-14.....Illinois State	2013.....W.....55-33.....Southeast Missouri
1947.....W.....13-6.....Illinois State	1981.....W.....20-8.....Western Illinois	2014.....W.....28-3.....Tennessee State
1948.....W.....15-6.....Northern Illinois		2015.....W.....51-20.....Tennessee Tech

DR. DAVID GLASSMAN EASTERN ILLINOIS UNIVERSITY PRESIDENT



David M. Glassman is the 12th president of Eastern Illinois University taking over the position in June of 2014. He came to EIU after serving as provost and vice president for academic affairs at Bradley University, a private university located in Peoria, Ill.

Glassman has experience with both private and public institutions of higher education, having spent 19 years (1985-2004) as a faculty member, associate dean and chair of the Anthropology Department at Texas State University (formerly Southwest Texas), in San Marcos. His tenure as a professor of anthropology and Dean of the College of Liberal Arts at the University of Southern Indiana, Evansville, followed (2004-2010), and he arrived at Bradley University as provost and

vice president for academic affairs later in 2010.

He earned both a master's degree and doctorate in anthropology from the University of Tennessee, Knoxville, after completing his undergraduate studies at the University of Minnesota.

EIU Board of Trustees

Mr. Rene M. Hutchinson - Chairperson
Dr. Robert D. Webb - Vice Chairperson
Dr. Jan Spivey Gilchrist - Secretary
Mr. Kristopher Goetz - Member Pro-Tem
Mr. Joseph R. Dively
Mr. Roger L. Kratochvil
Mr. Timothy Burke
Ms. Catie Witt - Student Representative

TOM MICHAEL EASTERN ILLINOIS ATHLETIC DIRECTOR



Tom Michael was formally introduced as the 10th full-time athletic director in Eastern Illinois University history on July 22, 2014 and began his role on August 11.

He came to EIU after serving as the Senior Associate Athletic Director at the University of Illinois since 2012. One of his final projects was overseeing the renovations to the State Farm Center.

Michael joined the Illinois athletic department in 1996 as an academic counselor. He worked for 12 years in administration serving as both an associate athletic director and assistant athletic director for student services. In addition to his role in the State Farm Center renovation Michael oversaw Academic Services, Equipment, Event Management, Sports Medicine and Strength and Conditioning for the athletic department.

Michael received both his bachelor's degree (1993) and master's degree (1994) from Illinois. He played four years for the Fighting Illini basketball program from 1991-94 helping the team make two trips to the NCAA Tournament. He was a two-time Academic All-Big Ten Selection and holds the Illinois single season record for 3-point field goal percentage.

Following his playing days Michael worked in his family's business prior to joining the staff at Illinois in 1996. He and his wife Shana have three children (Nicholas, Nathaniel and Kylie).

Athletic Administration

Mark Bonnstetter - Senior Associate AD
Sam Wolinski - Senior Woman Administrator
Rich Moser - Associate AD/Media
Kaitlyn Vincek - Assistant AD/Development
Joshua Smith - Assistant AD/Compliance



THIS IS EASTERN ILLINOIS



EASTERN ILLINOIS UNIVERSITY CAMPUS

LUMPKIN HALL

DOUDNA FINE ARTS

BOOTH LIBRARY

ALUMNI
CLOCK
TOWER

BLAIR HALL

MCARFEE GYMNASIUM

HEALTH SERVICES



ABOUT EIU:

Eastern Illinois University has a rich tradition of preparing students to accomplish their life goals through a great combination of quality academics and personal relationships.

Consistently ranked in the top third of Midwest universities in its class by U.S. News and World Report, Eastern has earned its reputation by offering a wide variety of undergraduate and graduate programs taught by an experienced and caring faculty. In addition to reasonable tuition, fees, and room and board rates, Eastern offers a textbook rental system, saving the average student hundreds of dollars per semester.


A variety of excellent on-campus housing opportunities are available on the safe, compact 320-acre campus. Student graduation and retention rates are well above state and national averages, and that success continues after students earn their degrees – year after year, Eastern ranks high in job placement, alumni satisfaction and employer satisfaction.

www.eiu.edu



Tony Romo
Quarterback
Dallas Cowboys

NOTABLE ALUMNI



Sean Payton
Head Coach
New Orleans Saints



Mike Shanahan
Former Head Coach
Washington Redskins




Dan Steele
USA Olympian - Bobsled
Bronze Medalist - 2012 Olympics



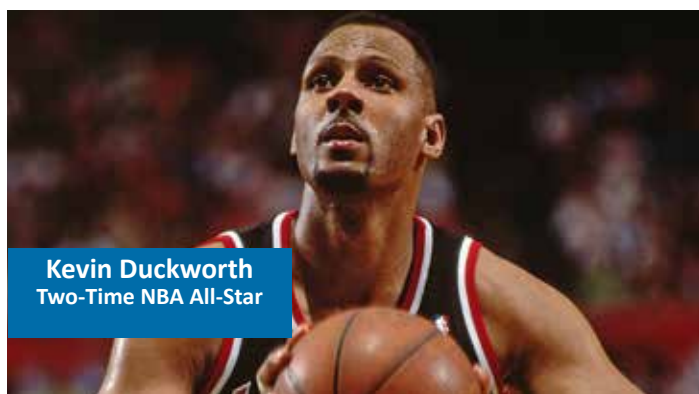
Matt Hughes
UFC World Champion



Schellas Hyndman
Former Head Coach
FC Dallas



John Craft
USA Olympian - Triple Jump
1972 Olympics



Kevin Duckworth
Two-Time NBA All-Star



Marty Pattin
MLB All-Star

EIU NOTABLE ALUMNI

Eastern Illinois University has produced countless professional athletes ranging from Major League Baseball to the National Football League and the National Basketball Association. A number of former Panther athletes have even been decorated Olympians. For a complete listing of former Panthers who have played or are currently playing professionally, visit www.eiupanthers.com



OVC COMMISSIONER'S CUP

EIU was second in the OVC Commissioner's Cup for the 2015-16 school year. The award is a symbol of overall athletic excellence in Conference-sponsored championships.

Since the new format was adopted eight years ago, the Panthers have won three of the eight OVC Commissioner's Cups while placing second the other five years. EIU won in championship in 2009-10, 2010-11 and 2012-13.



MEDIA RELATIONS

RICH MOSER

Associate AD
Media & PR
(FB Contact)
rmoser@eiu.edu
(217) 581-7480 - office
(217) 508-8317 - cell

SANDY KING

Graphic Design
& Photographer
slking@eiu.edu
(217) 581-7761 - office

MATT JAGODZINSKI

Graduate Assistant

NATHAN BRYANT

Graduate Assistant

OVC WEEKLY TELECONFERENCE

Each Tuesday morning during the football season the Ohio Valley Conference conducts a weekly media teleconference with all head football coaches... Interested media members can contact the EIU or OVC sports information offices for phone number and pass code. (times central)

10:00 - Mitch Stewart, Murray State
10:07 - Marcus Satterfield, Tennessee Tech
10:14 - Kim Dameron, Eastern Illinois
10:21 - John Grass Jacksonville State
10:28 - Tim Matukewicz, Southeast Missouri
10:35 - Will Healy, Austin Peay
10:42 - Jason Simpson, UT Martin
10:49 - Ron Reed, Tennessee State
10:56 - Mark Elder, Eastern Kentucky

EIU QUICK FACTS & NUMBERS

Athletic Dept. (217) 581-2319
Athletic Dept. Fax 581-7001
Football Office 581-5031
Football Fax 581-7192
Sports Info 581-7480
Sports Info Fax 581-7001
O'Brien Press Box 581-7770

Location Charleston, Illinois
Founded 1895
Enrollment 8,913
Nickname Panthers
Colors Blue and Gray
Affiliation NCAA I-AA
Conference Ohio Valley
Stadium O'Brien (10,000)
Surface Hellas Fieldturf

Eastern Illinois University

600 Lincoln Avenue
Lantz Arena (O'Brien Field for football)
Charleston, IL 61920

LOCAL MEDIA MAILING LIST

Justin Rust, Sports Editor
Charleston Times-Courier
and Mattoon Journal-Gazette
100 Broadway
Mattoon, IL 61938

Sports Editor
Eastern Daily News
Eastern Illinois University
Charleston, IL 61920

Mike Bradd
(radio play-by-play)
420 Crescent Drive
Mattoon, IL 61938

Sports Director
WEIU-TV - Buzzard Bldg.
Eastern Illinois University
Charleston, IL 61920

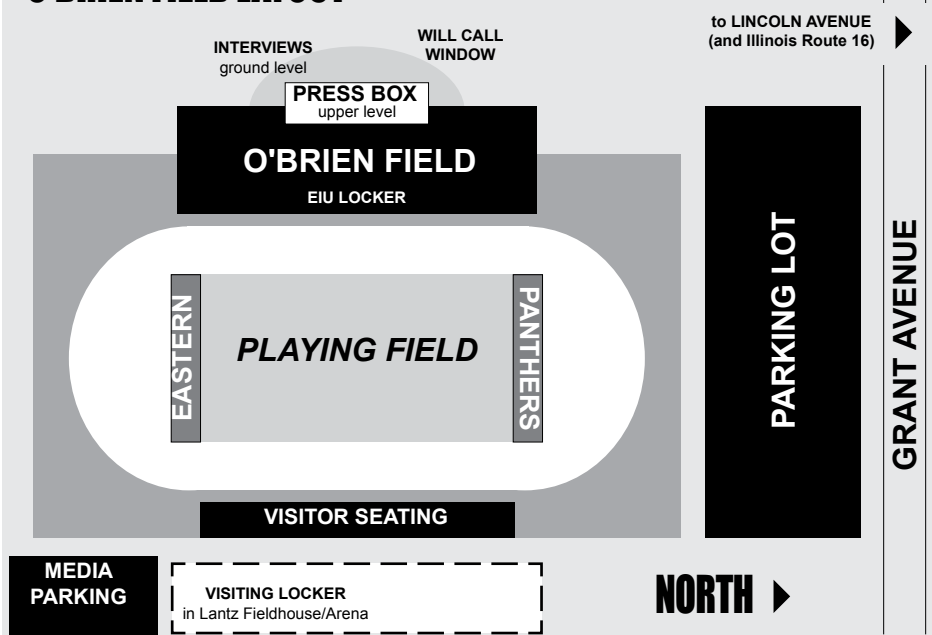
PRESS BOX SERVICES

Complete statistics packages are available at each home game. A light meal will be provided. Telephones are available for filing stories and the sports information staff will fax other materials. Wireless internet access is also available. Post-game interviews begin approximately ten minutes following the completion of game in Interview Room of O'Brien Field (see SID staff for location)

CREDENTIALS

Credentials to cover EIU football games at O'Brien Field are obtained by contacting the Sports Info Office, 2250 Lantz, Eastern Illinois University, Charleston, IL 61920. All requests must be received on via email at rmoser@eiu.edu at least two days before the game. Passes not mailed will be available for pick-up at the Will Call window at O'Brien Field on the day of the game.

O'BRIEN FIELD LAYOUT



To access media parking, enter on Fourth Street, taking a right into lot at Williams Softball Field. Media parking is located in lot next to tennis courts, field entrance is located next to lot.

PANTHER FOOTBALL RADIO NETWORK

Eastern Illinois football will once again cover a third of the state of Illinois with the EIU Panther Football Radio Network. Veteran announcer Mike Bradd returns for his 17th season as the "Voice of EIU Panther Football". He will be joined again this season by color commentator Jack Ashmore and spotter Dr. Gail Richard. Hit Mix 88.9 FM will provide the non-commercial broadcast while Miller Media stations WSVZ NEW Country 98.3 FM (Shelbyville, Ill./Effingham, Ill.), WHOW The Big 1520 AM (based in Clinton, Ill.), and WMKR 94.3 FM Genuine Country (based in Taylorville, Ill.,) will serve as commercial stations on the EIU Panther Football Radio Network.

All football games will be streamed on the internet at www.eiupanthers.com





DEANDRE HOPKINS / WIDE RECEIVER



ALPHABOUNCE

SEAMLESS DESIGN. LIMITLESS PERFORMANCE.





2016 EIU Football Schedule

DATE	OPPONENT	LOCATION	TIME	TV
Sept. 1	WESTERN ILLINOIS	O'BRIEN FIELD	6 pm	WEIU
Sept. 10	at Miami (Ohio)	Oxford, Ohio	2:30 pm	ESPN3
Sept. 17	at Illinois State (105th Mid-America Classic)	Normal, Ill.	2 pm	CSN Chicago
Sept. 24	• AUSTIN PEAY (Family Weekend)	O'BRIEN FIELD	1 pm	WEIU
Oct. 1	at Southeast Missouri	Cape Girardeau, Mo.	6 pm	American Sports Network
Oct. 8	• TENNESSEE STATE (Hall of Fame)	O'BRIEN FIELD	6 pm	WEIU
Oct. 15	• at Tennessee Tech	Cookeville, Tenn.	6 pm	OVC DIGITAL NETWORK
Oct. 8	• MURRAY STATE (Homecoming)	O'BRIEN FIELD	1 pm	WEIU
Oct. 29	• at Jacksonville State	Jacksonville, Ala.	2 pm	OVC DIGITAL NETWORK
Nov. 5	• UT MARTIN	O'BRIEN FIELD	1 pm	WEIU
Nov. 19	• at Eastern Kentucky	Richmond, Ky.	TBA	OVC DIGITAL NETWORK
Nov. 26	FCS PLAYOFFS	Campus Sites	TBA	ESPN3

..... • Ohio Valley Conference Game

..... OVC games carried on OVC Digital Network (www.ovcdigitalnetwork.com)

..... All Times Central